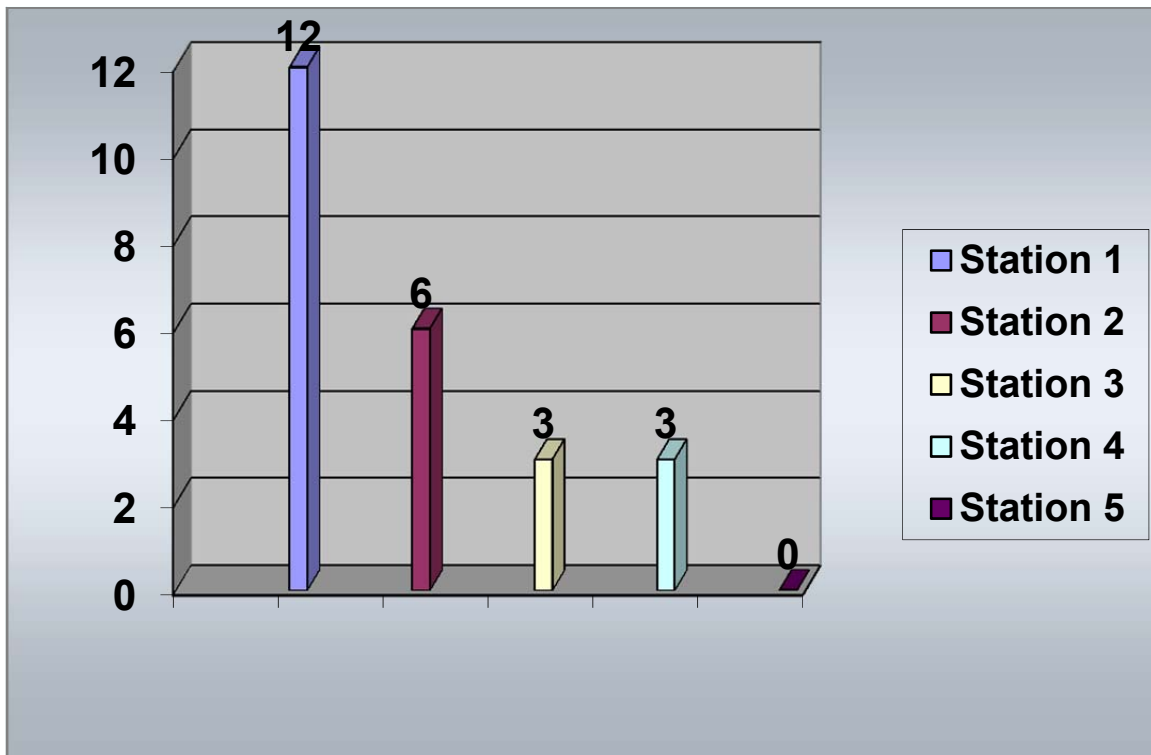


Overdose Calls by Station

March 2016



Station 1 Station 2 Station 3 Station 4 Station 5

12

6

3

3

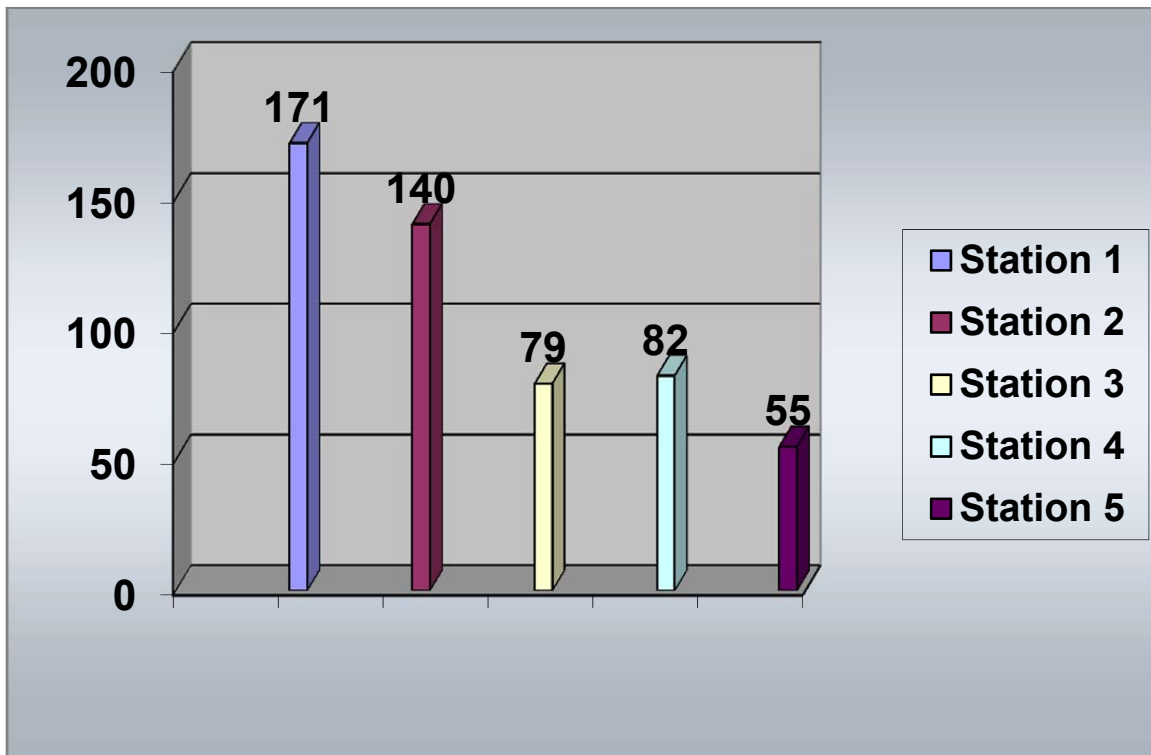
0

Total Overdose Calls for March 2016

24

Calls by Station

March 2016



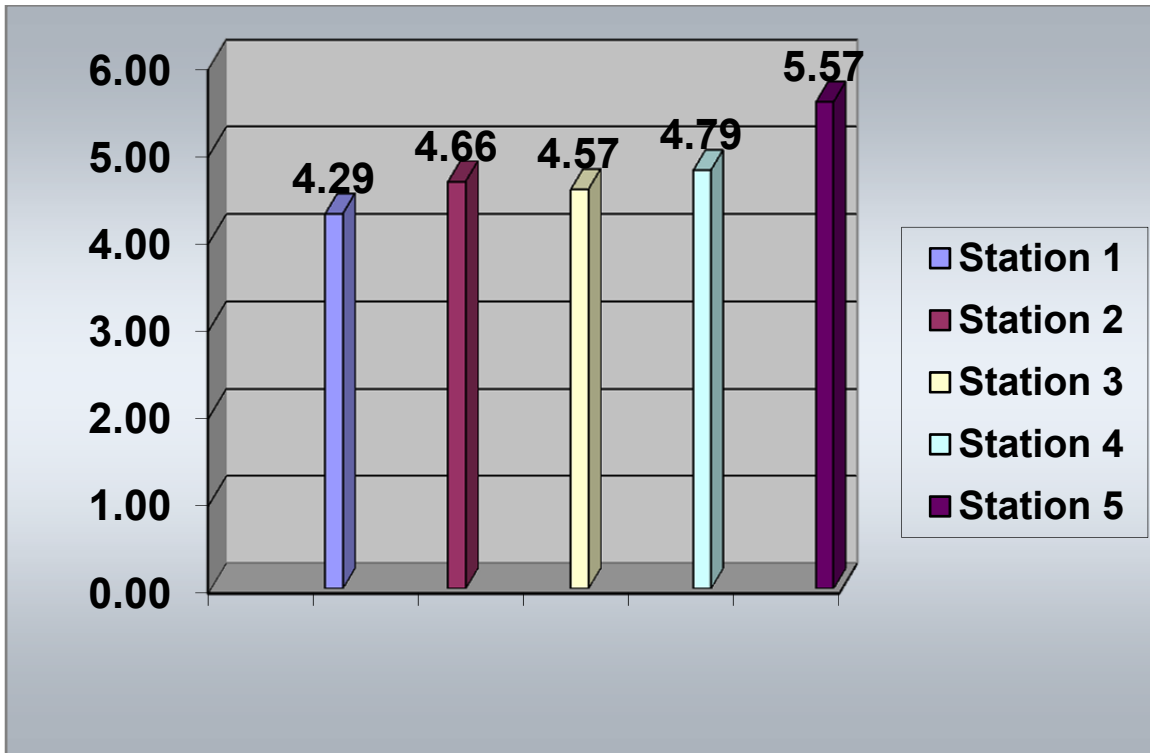
<i>Station 1</i>	<i>Station 2</i>	<i>Station 3</i>	<i>Station 4</i>	<i>Station 5</i>
171	140	79	82	55

Total Calls for March 2016

527

Response Times by Station In Minutes

March 2016



Station 1 Station 2 Station 3 Station 4 Station 5

4.29

4.66

4.57

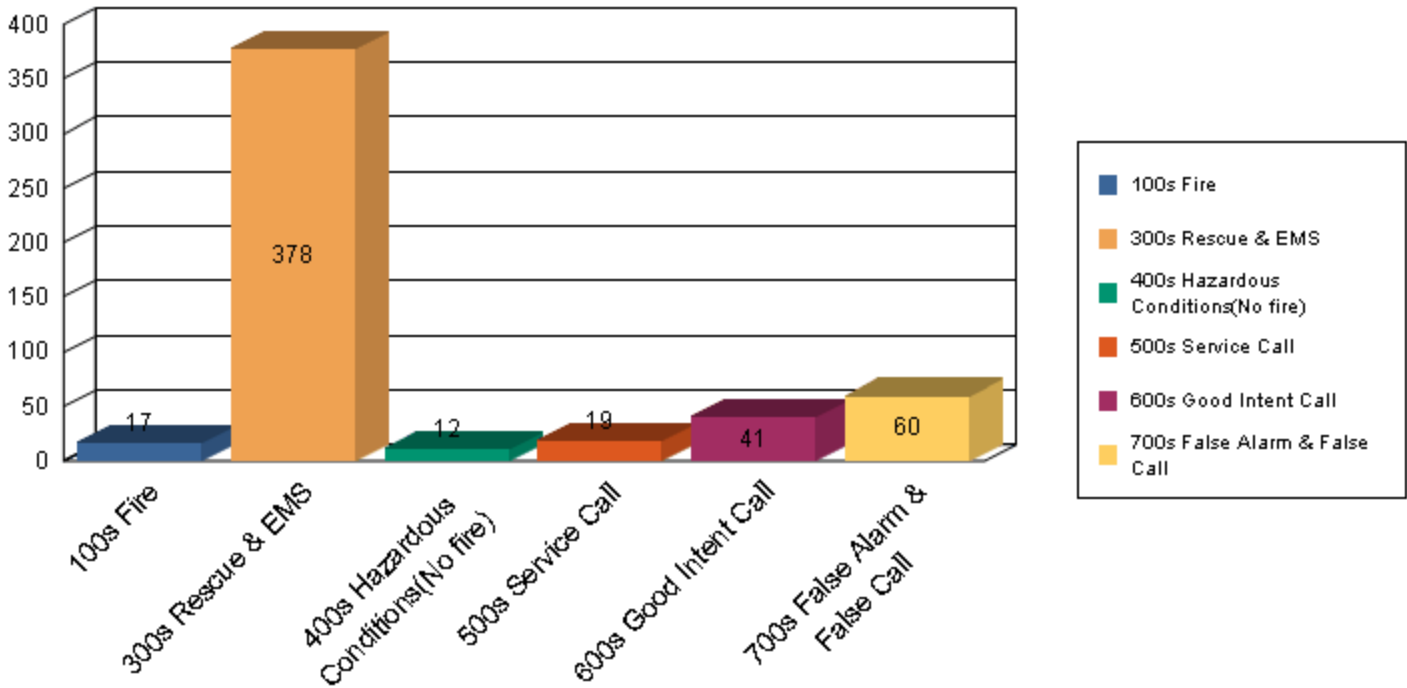
4.79

5.57

Total Average Response Time for March 2016

4.63 Minutes

March 2016



Graphed Items are sorted by Incident Type

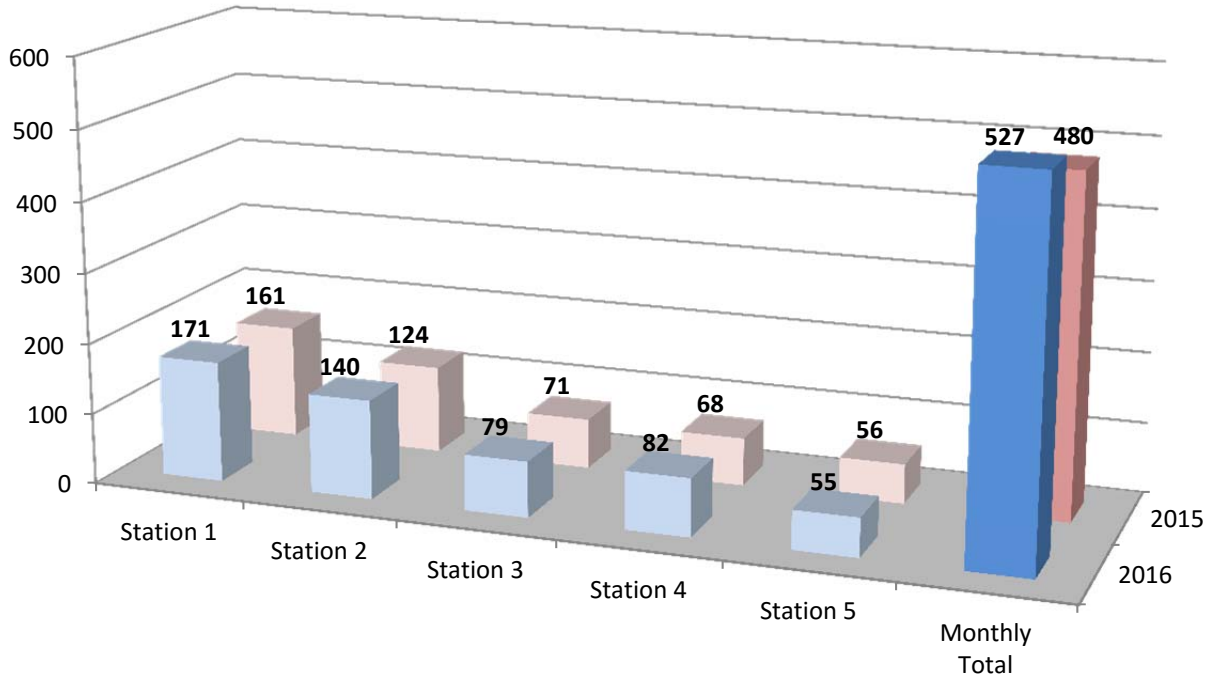
Type Of Incident:	Total Of Incidents:	Percentage Value:
100 Series-Fire	17	3.23%
300 Series-Rescue & EMS	378	71.73%
400 Series-Hazardous Conditions (No fire)	12	2.28%
500 Series-Service Call	19	3.61%
600 Series-Good Intent Call	41	7.78%
700 Series-False Alarm & False Call	60	11.39%

Grand Total: 527

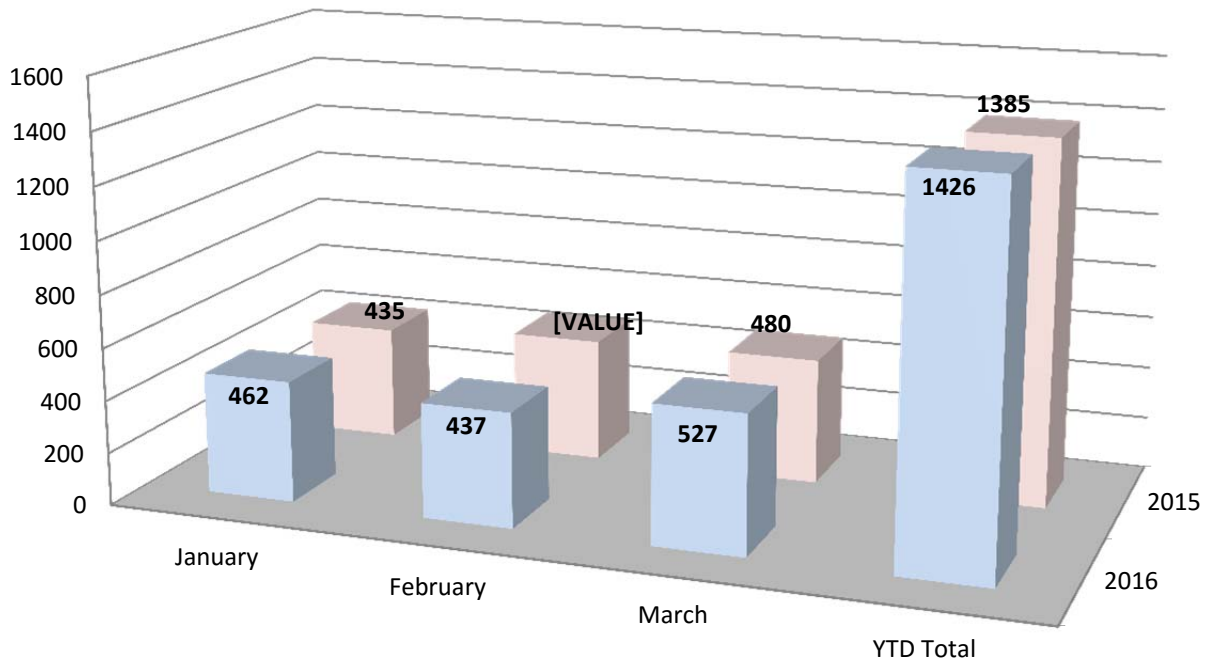
Type Of Incident Most Frequent: 300 Series-Rescue & EMS

Print Date: 4/6/2016

March 2015/2016 Call Volume Comparison (By Station)



YTD 2015/2016 Call Volume Comparison (District)



SOUTHERN MANATEE FIRE & RESCUE DISTRICT

OPERATIONS DIVISION

Monthly Activities Report for: March 2016

EMERGENCY INCIDENT RESPONSES	MONTH	2015 Totals
<u><i>Type of Call</i></u>		
100 Series - Fire	17	60
* <i>Structure Fire</i>	6	
* <i>Vehicle Fire</i>	2	
* <i>Brush Fire</i>	1	
* <i>Other Fire</i>	8	
200 Series - Explosion	0	1
300 Series - Rescue & EMS	378	1,000
* <i>EMS</i>	307	
* <i>Rescue</i>	71	
400 Series - Hazardous Conditions (No fire)	12	43
500 Series - Service Call	19	48
600 Series - Good Intent Calls	41	117
700 Series - False Alarm & False Call	60	157
800 Series - Severe Weather & Natural Disasters	0	0
900 Series - Special Type	0	0
TOTAL CALLS	527	1,426
 Total Calls - 2015	 480	 1,385
Percentage Increase/Decrease 2015 to 2016	9.8%	3.0%
 Average Responses Per Day	 17.0	 15.7
 Value of Property Saved	 \$696,507	 \$7,415,706
 Fire Loss - 2016	 \$10,208	 \$376,894
Fire Loss - 2015	\$155,038	\$190,201
Percentage Increase/Decrease 2015 to 2016	-93.4%	98.2%

*Mutual & Automatic Aid Received: 7 calls

*Mutual & Automatic Aid Given: 11 calls

Southern Manatee Fire & Rescue

Operations Division

Monthly Shift Activities Report

Month: March 2016

Shift: A - B - C

Battalion Chiefs: Gould Blanco Smith

TOTAL RUNS FOR YOUR SHIFT:

	A-shift	B-shift	C-shift	<u>Total</u>
HYDRANTS:				
Flowed	195	95	120	410
Painted	61	8	58	127
Retested	0	0	0	0
Markers Placed	20	0	12	32
TACTICAL SURVEYS:				
New	1	0	0	1
Revised	1	0	3	4
FIRE ALARM FOLLOW-UPS:				
	19	15	6	40
PUB ED PROGRAMS:				
	0	1	1	2
SMOKE DETECTORS INSTALLED:				
	2	0	1	3
EMPLOYEE EVALUATIONS:				
	0	0	0	0
SKILL EVALUATIONS:				
	0	0	0	0
RIDER/DRIVER CERT:				
	0	0	0	0

RIDER / DRIVER CERTS

<u>Date</u>	<u>Name</u>	<u>Type</u>	<u>Unit</u>
-------------	-------------	-------------	-------------

SKILL EVALUATIONS

Date Name Test

EMPLOYEE EVALUATIONS

Date Name

SPECIAL PROJECTS / ASSIGNMENTS

<u>Name</u>	<u>Project</u>	<u>Hours</u>
Bloski	Revision of Hazmat FOG Manual	2
Hauck	Run reports/I Moble	2
Snider	Fitness	6
Smith	Truck checks	10
Murphy	Flag poles	1
Ely	Foam	4
Ely	Uniform Assistant	3
Ranney	Support trailer	1
Ranney	AED	2
Thayer	FTO	10
Dagostino	Uniforms	11
Hodges	Ground Ladders	1
Hodges	Run Reports	5
Hodges	Car Seat Install	1
Daughtrey	No Smoke Systems	1
Daughtrey	Apparatus Tires	2
Reisdorf	Gated Intakes	3
Ryder	Apparatus Maintenance	10
Burnett	Safety Committee	8
Gibson	Hand Tools	1
Naples	Radios	8
Eldridge	Extinguishers	1
McKeaver	Extractors	1
Lucas	Hose Bed Covers	1
Bonds	Maps	6
Hollins	Group Fitness	2
Hollins	Sewing	2
Garcia	Water Rescue	1
Garcia	Car seats	30
Garcia	Safe Kids	10
Garcia	Honor Guard	1
Tumolo	SCBA masks	4
Morgan	SCBA	3
Pratt	Thermal	6
Anderson	Hydrants	10
Keusch	Report Writing	4
Keusch	Weight Equipment	2
Davis	Tacticals	6
Kaliher	Car Seats	1
Pratt	Hydrant Tags	1
Wojcik	Gas Kits	1
Sigfrid	Saws	1

Kaliher	FTO	25
Sperko	SEMS II	1
Ramer	Flow Equipment	4
Weissman	Hurst Equipment	6
McGinley	Fuel logs	2
Mc Ginley	Awards Committee	1
Ramer	Air chisels	1
Questionati	Detection	12
Pietsch	Fans	2
Carpenter	Tool Boxes	1
Bennett	Cones & Vests	1
Hodges	Lock out kits	1
Hodges	Safety Committee	4
Saxman	Cascade Unit	2
Chevalier	Sara Title III	1
DeHart	Cribbing	1
Hylwa	Nozzles	2
Perry	FTO	25
Moonen	Haz-Mat Suits	1
Sedgley	Haz-Mat Suits	1
Burton	Safety Gear	6
Foss	Run Reports	10
White	Flashlights	2
Connor	Februaary BOC EOM Report	5
Connor	CAD/FirePro Interface	15
Connor	FirePro	2
Godden	Hose	1
Godden/Geiser	SMFVFA	1
Gatanis	Website	5

Public Education Programs

<u>Date</u>	<u>Program</u>	<u>Location</u>	<u># of people</u>
3/20/2016	Truck Show	Pride Park	500
3/12/2016	Extinguisher	811 23 Ave E	12

Smoke Detector Installations

<u>Date</u>	<u>Address</u>	<u>Blitz</u>	<u>On call</u>	<u>FPB Request</u>
3/12/2016	1308 Whitfield Ave		X	
3/1/2016	707 56 Ave E.		X	
3/4/2016	1114 60 Ave Dr E		X	

Fire Alarm Follow up

<u>Date</u>	<u>Address</u>	<u>Hours</u>	<u>Completed Y/N</u>
3/2/2016	6628 26 Ct E	0.25	N
3/2/2016	6646 26 Ct E	0.25	N
3/6/2016	5415 University Parkway	0.25	Y
3/8/2016	2534 Trailmate Dr	0.25	Y
3/8/2016	1010 53 Ave E	0.25	Y
3/14/2016	7600 Lockwood Ridge Road	0.25	N
3/14/2016	8125 25 Ct E	0.25	N
3/23/2016	2525 27 St E	0.25	N

3/23/2016	8441 Cooper Creek	0.25	Y
3/23/2016	1125 Commerce Blvd N	0.25	Y
3/23/2016	5415 Cooper Creek	0.25	Y
3/23/2016	7290 26 Ct E	0.25	Y
3/23/2016	8419 Tuttle Ave	0.25	N
3/26/2013	6640 26 Ct E	0.25	N
3/29/2016	6640 26 Ct E	0.25	N
3/24/2016	1324 37 Ave E	0.25	Y
3/3/2016	5415 University Parkway	0.25	N
3/9/2016	8191 Tousist Center Drive	0.25	N
3/18/2016	5415 University Parkway	0.25	N
3/21/2016	5415 University Parkway	0.25	N
3/30/2016	8453 Cooper Creek Blvd	0.25	N
3/7/2016	2534 Trailmate Dr.	0.5	N
3/10/2016	7425 16 ST E	0.5	N
3/10/2016	5627 9 St E	0.5	Y
3/7/2016	4536 53 Avenue	0.5	N
3/16/2016	8125 25 Ct E	0.5	N
3/22/2016	7575 Commerce Ct	0.5	Y
3/28/2016	6640 26 Ct E	0.5	N
3/28/2016	7501 15 St E	0.5	Y
3/28/2016	6429 15 St E	0.5	Y
3/1/2016	2100 47 Terrace East	0.5	N
3/4/2016	1022 26 Avenue East	0.5	N
3/22/2016	2525 27 Street East	0.5	N
3/31/2016	3500 9 Street East	0.5	Y
3/31/2016	1900 47 Terrace East	0.5	N
3/31/2016	3204 54 Drive East	0.5	Y
3/31/2016	6225 21 St E	0.5	Y
3/31/2016	6350 15 St E	0.5	Y
3/31/2016	8453 Cooper Creek BLVD	0.5	N
3/17/2016	5415 University Pkwy	0.5	N

Comparison of Yearly Calls by Station and Month

YEARLY CALLS BY MONTH - 2016

	Station 1	Station 2	Station 3	Station 4	Station 5	Monthly	YTD Total
January	167	101	76	72	46	462	462
February	134	117	64	78	44	437	899
March	171	140	79	82	55	527	1426
April							
May							
June							
July							
August							
September							
October							
November							
December							
						Grand Total	
Total	472	358	219	232	145	1426	

YEARLY CALLS BY MONTH - 2015

	Station 1	Station 2	Station 3	Station 4	Station 5	Monthly	YTD Total
January	172	95	62	68	38	435	435
February	155	125	53	76	61	470	905
March	161	124	71	68	56	480	1385
April	140	100	69	64	55	428	1813
May	172	109	66	80	35	462	2275
June	127	106	60	64	42	399	2674
July	179	118	51	66	37	451	3125
August	143	106	63	67	45	424	3549
September	162	118	56	61	31	428	3977
October	136	116	70	58	41	421	4398
November	141	100	58	79	42	420	4818
December	191	135	52	68	47	493	5311
						Grand Total	
Total	1879	1352	731	819	530	5311	