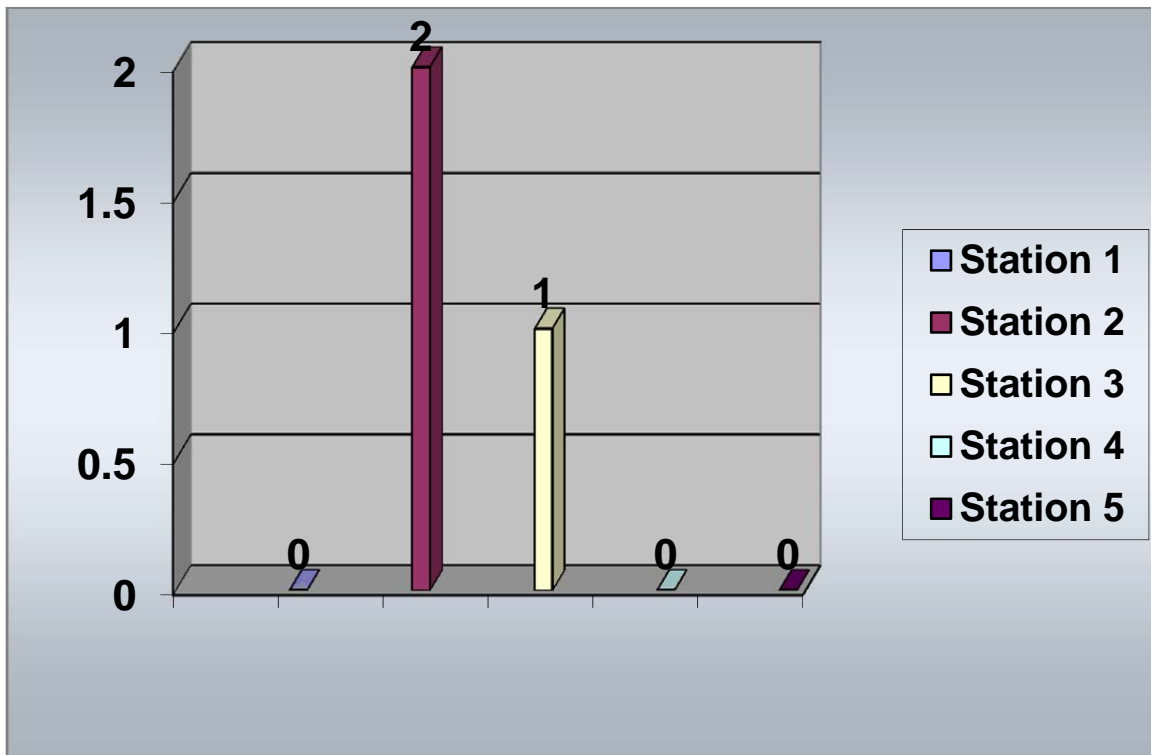


# Overdose Calls by Station

*January 2016*



*Station 1   Station 2   Station 3   Station 4   Station 5*

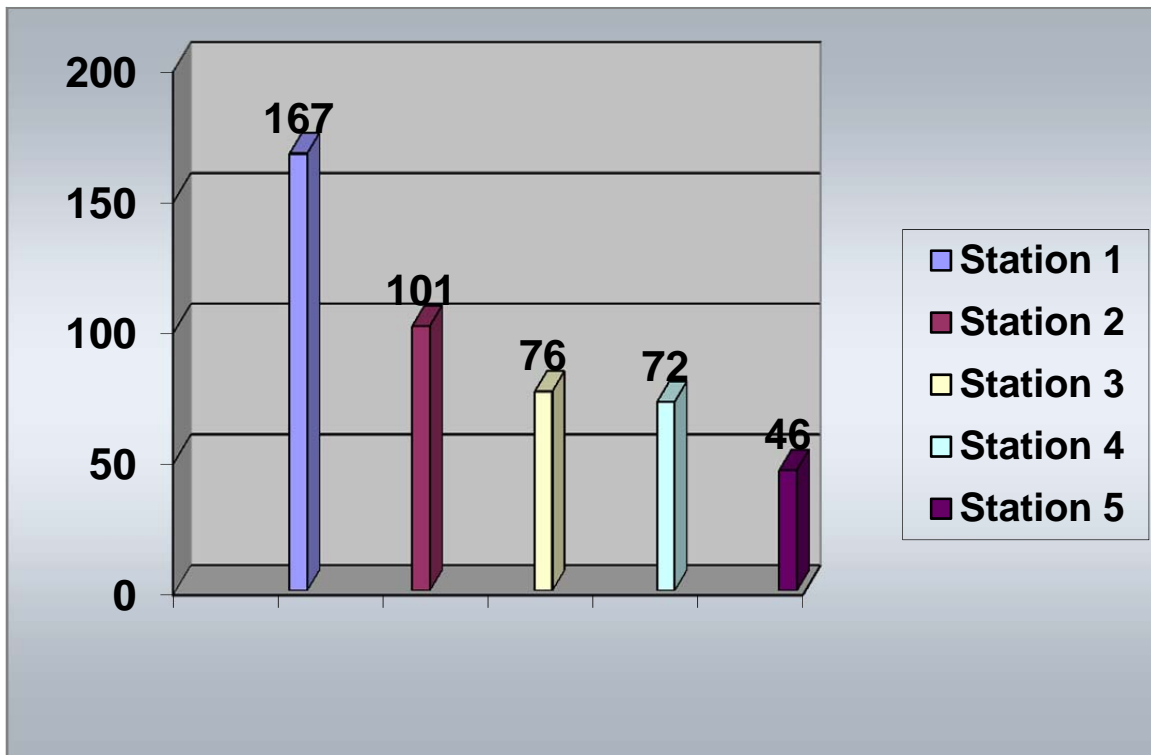
*0                    2                    1                    0                    0*

*Total Overdose Calls for January 2016*

*3*

# Calls by Station

*January 2016*



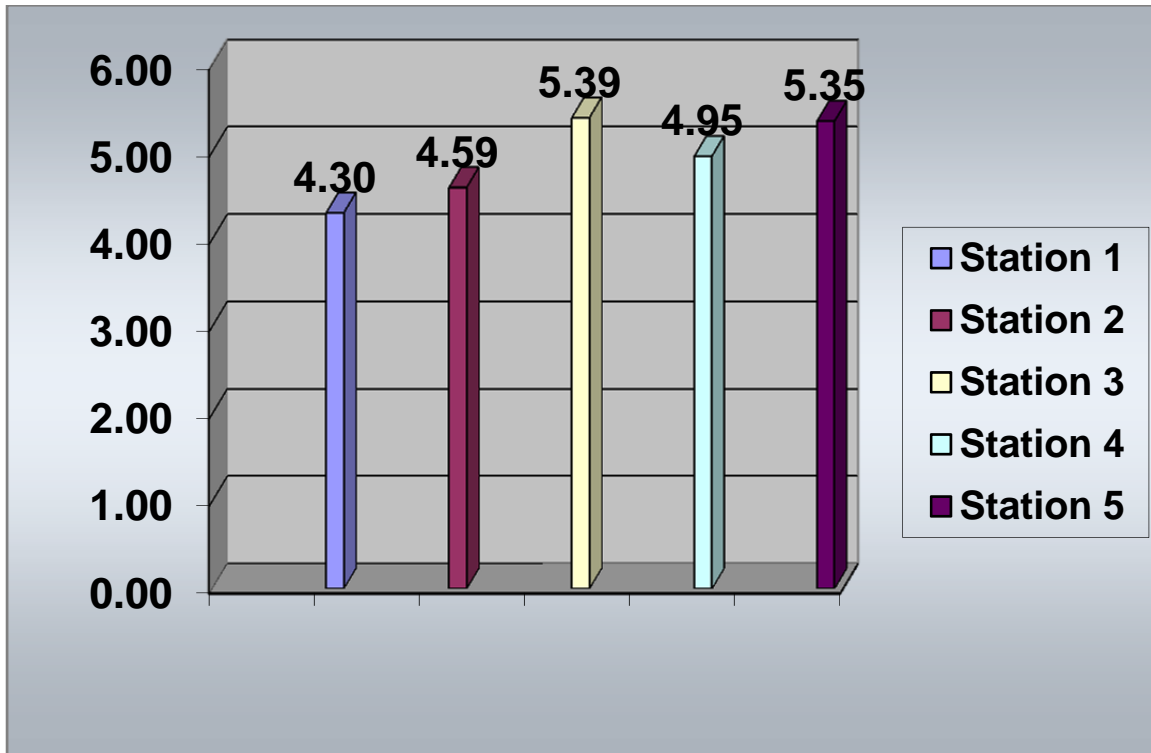
<i>Station 1</i>	<i>Station 2</i>	<i>Station 3</i>	<i>Station 4</i>	<i>Station 5</i>
167	101	76	72	46

*Total Calls for January 2016*

**462**

# Response Times by Station In Minutes

*January 2016*



*Station 1   Station 2   Station 3   Station 4   Station 5*

*4.30*

*4.59*

*5.39*

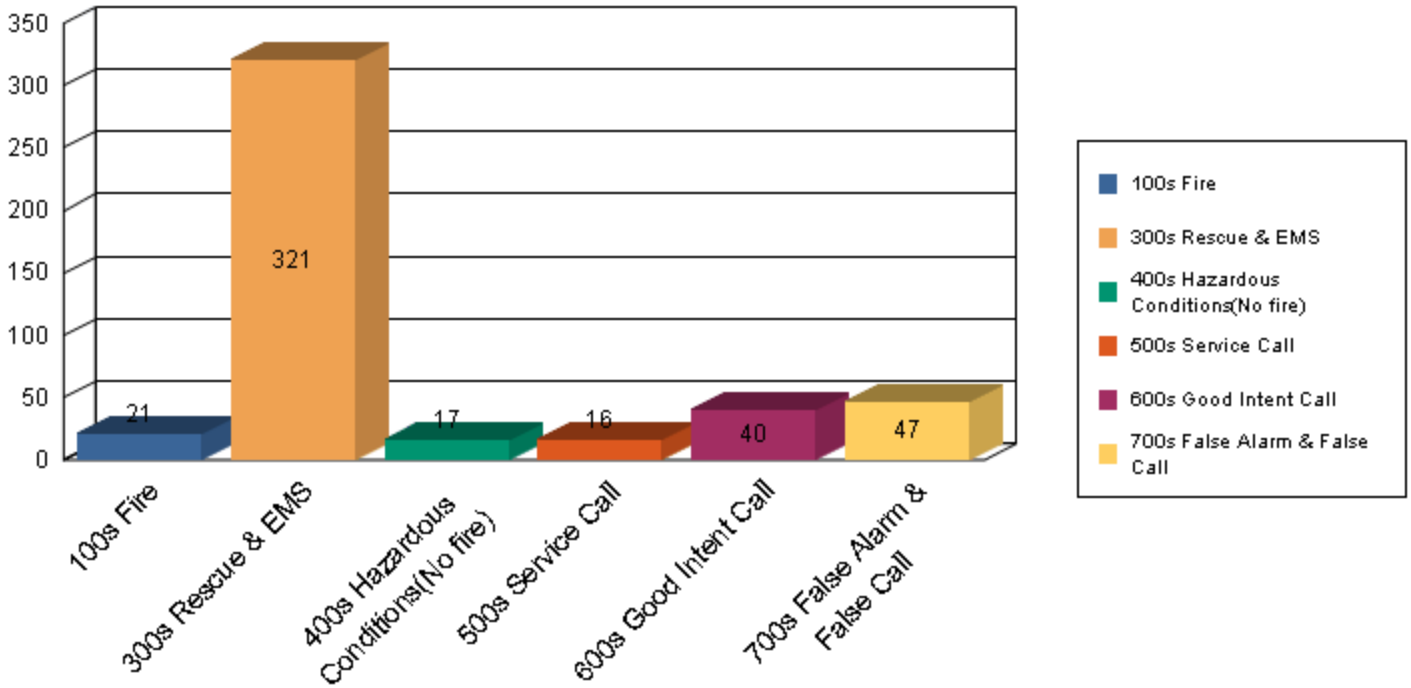
*4.95*

*5.35*

*Total Average Response Time for January 2016*

**4.77 Minutes**

January 2016



Graphed Items are sorted by Incident Type

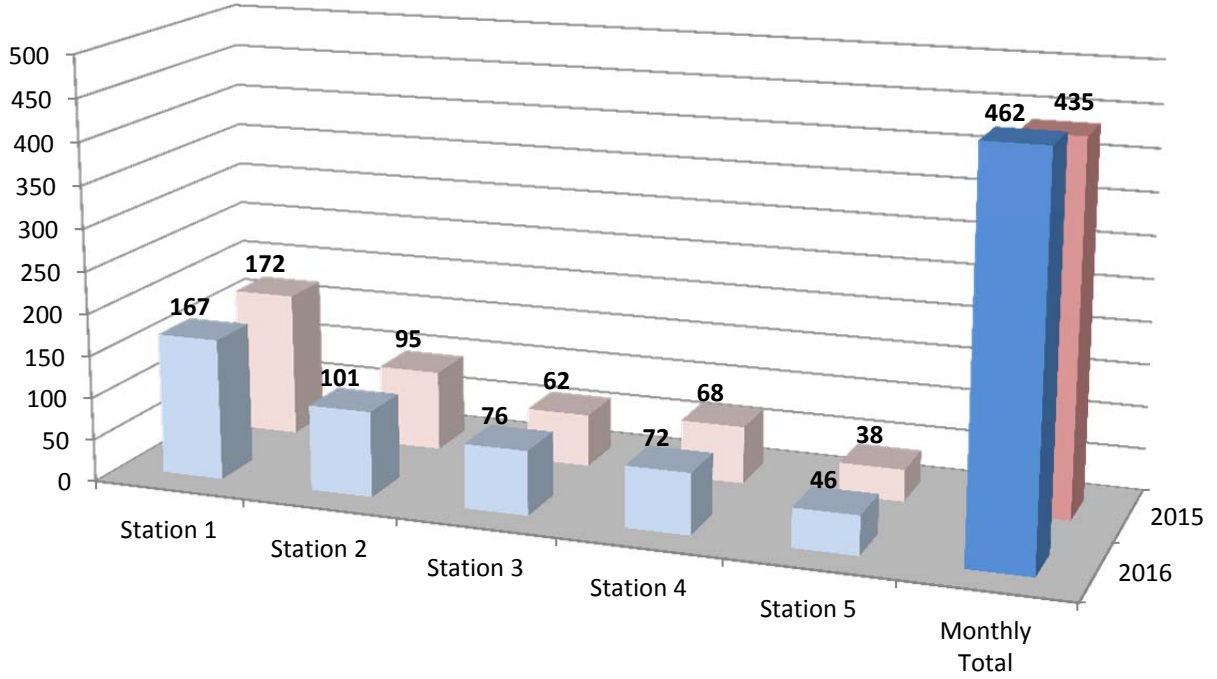
Type Of Incident:	Total Of Incidents:	Percentage Value:
100 Series-Fire	21	4.55%
300 Series-Rescue & EMS	321	69.48%
400 Series-Hazardous Conditions(No fire)	17	3.68%
500 Series-Service Call	16	3.46%
600 Series-Good Intent Call	40	8.66%
700 Series-False Alarm & False Call	47	10.17%

Grand Total: 462

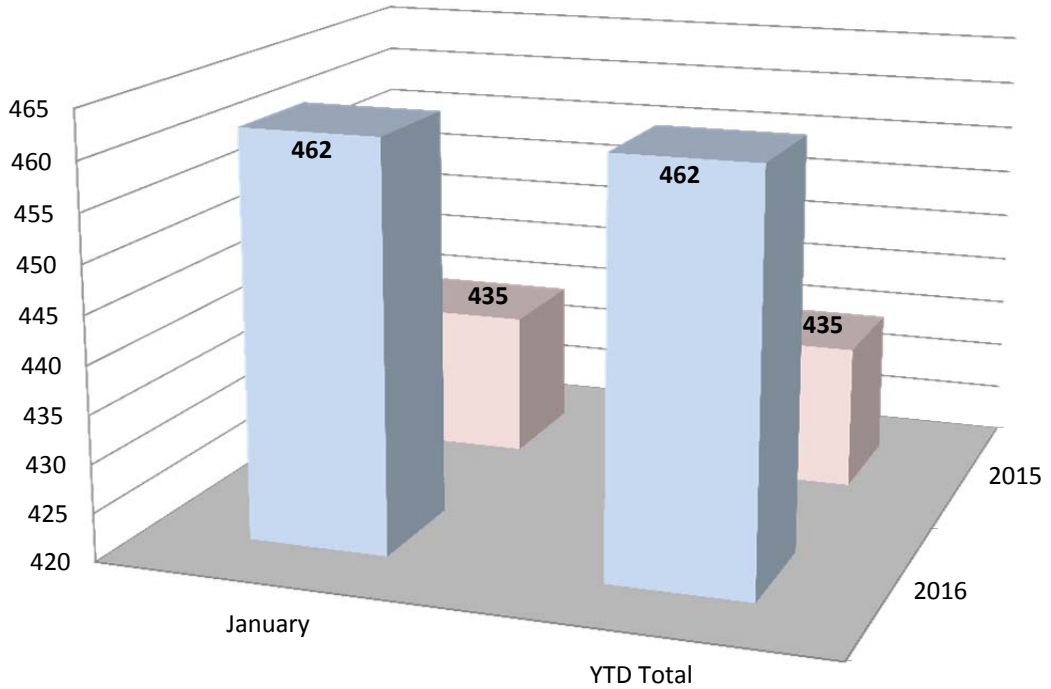
Type Of Incident Most Frequent: 300 Series-Rescue & EMS

Print Date: 2/3/2016

### January 2015/2016 Call Volume Comparison (By Station)



### YTD 2015/2016 Call Volume Comparison (District)



# SOUTHERN MANATEE FIRE & RESCUE DISTRICT

## OPERATIONS DIVISION

Monthly Activities Report for: January 2016

<b>EMERGENCY INCIDENT RESPONSES</b>	<b>MONTH</b>	<b>2015 Totals</b>
<u><i>Type of Call</i></u>		
100 Series - Fire	21	21
* <i>Structure Fire</i>	9	
* <i>Vehicle Fire</i>	7	
* <i>Brush Fire</i>	0	
* <i>Other Fire</i>	5	
200 Series - Explosion	0	0
300 Series - Rescue & EMS	321	321
* <i>EMS</i>	279	
* <i>Rescue</i>	42	
400 Series - Hazardous Conditions (No fire)	17	17
500 Series - Service Call	16	16
600 Series - Good Intent Calls	40	40
700 Series - False Alarm & False Call	47	47
800 Series - Severe Weather & Natural Disasters	0	0
900 Series - Special Type	0	0
<b>TOTAL CALLS</b>	<b>462</b>	<b>462</b>
Total Calls - 2015	435	435
Percentage Increase/Decrease 2015 to 2016	6.2%	6.2%
Average Responses Per Day	14.9	14.9
<b>Value of Property Saved</b>	<b>\$3,979,555</b>	<b>\$3,979,555</b>
<b>Fire Loss - 2016</b>	<b>\$320,103</b>	<b>\$320,103</b>
Fire Loss - 2015	<b>\$1,906</b>	<b>\$1,906</b>
Percentage Increase/Decrease 2015 to 2016	16694.5%	16694.5%

\*Mutual & Automatic Aid Received: 7 calls

\*Mutual & Automatic Aid Given: 14 calls

# Southern Manatee Fire & Rescue

## Operations Division

### Monthly Shift Activities Report

Month: January 2016

Shift: A - B - C

Battalion Chiefs: Gould Blanco Smith

#### TOTAL RUNS FOR YOUR SHIFT:

	A-shift	B-shift	C-shift	<u>Total</u>
<b>HYDRANTS:</b>				
Flowed	19	80	158	257
Painted	0	11	0	11
Retested	0	0	0	0
Markers Placed	0	0	0	0
<b>TACTICAL SURVEYS:</b>				
New	0	0	0	0
Revised	0	0	0	0
<b>FIRE ALARM FOLLOW-UPS:</b>				
	5	7	8	20
<b>PUB ED PROGRAMS:</b>				
	1	1	1	3
<b>SMOKE DETECTORS INSTALLED:</b>				
	2	3	2	7
<b>EMPLOYEE EVALUATIONS:</b>				
	2	13	3	18
<b>SKILL EVALUATIONS:</b>				
	0	0	0	0
<b>RIDER/DRIVER CERT:</b>				
	1	0	0	1

#### RIDER / DRIVER CERTS

<u>Date</u>	<u>Name</u>	<u>Type</u>	<u>Unit</u>
1/4/2016	Markey	Driver	E-15

## SKILL EVALUATIONS

<u>Date</u>	<u>Name</u>	<u>Test</u>
-------------	-------------	-------------

## EMPLOYEE EVALUATIONS

<u>Date</u>	<u>Name</u>	
1/7/2016	Carpenter	
1/7/2016	McGinley	
1/30/2016	Garcia	
1/22/2016	Lear	
1/28/2016	Moore	
1/2/2016	Eldridge	Company Inspection
1/2/2016	McKeaver	Company Inspection
1/2/2016	Lucas	Company Inspection
1/2/2016	Naples	Company Inspection
1/5/2016	Eldridge	Annual Evaluation
1/5/2016	McKeaver	Annual Evaluation
1/5/2016	D'Agostino	Company Inspection
1/5/2016	Burnett	Company Inspection
1/5/2016	Gibson	Company Inspection
1/5/2016	Ryder	Company Inspection
1/5/2016	Hodges	Company Inspection
1/5/2016	Daughtrey	Company Inspection
1/11/2016	Reisdorf	Company Inspection
1/11/2016	Ranney	Company Inspection
1/11/2016	Ely	Company Inspection
1/11/2016	Thayer	Company Inspection
1/11/2016	Hauck	Company Inspection
1/11/2016	Snider	Company Inspection
1/11/2016	R Smith	Company Inspection
1/11/2016	Velazquez	Company Inspection
1/11/2016	Pierce	Company Inspection
1/11/2016	Ross	Company Inspection
1/11/2016	Wernet	Company Inspection

## SPECIAL PROJECTS / ASSIGNMENTS

<u>Name</u>	<u>Project</u>	<u>Hours</u>
Bloski	Hazmat-1 Inventory	8.5
Smith, R	Hazmat-1 Inventory	4.5
Bloski, Pierce, Ross	Sta. 3 Warehouse cleanup	8
Bloski	Hazmat Training officer	54
Bloski	Radiation Detectors	5
Bloski	CHFR SERC Class	15
Naples	Radios	8



Eldridge	Extinguishers	4
McKeaver	Extractors	0
Dagostino	Uniforms	12
Ely	Uniform Assistant	6
Daughtrey	No Smoke Systems	1
Daughtrey	Apparatus Tires	1
Hodges	Ground Ladders	2
Hodges	Run Reports	5
Reisdorf	Gated Intakes	1
Thayer	B_Shift FTO	10
Thayer	SAVE Class	4
Thayer	CPR Program	2
Ranney	AED Program	4
Ely	Foam	4
Ryder	Apparatus Maintenance	10
Burnett	Safety	3
Gibson	Hand Tools	1
Hauck	Run reports	7
Smith, R	Truck checks	20
Snider	Group fitness	5
Garcia	Water Rescue	1
Garcia	Car seats	6
Garcia	Safe Kids	12
Garcia	Honor Guard	4
Tumolo	SCBA masks	4
Morgan	SCBA	2
Pratt	Thermal	2
Anderson	Hydrants	6
Keusch	Vol Association	2
Keusch	Report Writing	6
Keusch	Weight Equipment	4
Davis	Tacticals	4
Kaliher	Car Seats	1
Pratt	Hydrant Tags	1
Bonds	Maps	4
Sigfrid	Saws	4
Kaliher	FTO	30
Sperko	SEMS II	4
Ramer	Flow Equipment	4
Weissman	Hurst Equipment	4
McGinley	Fuel logs	3
Mc Ginley	Awards Committee	1
Ramer	Air chisels	1
Questionati	Detection	10
Pietsch	Fans	1
Carpenter	Tool Boxes	1
Bennett	Cones & Vests	1
Hodges	Lock out kits	4
Hodges	Safety Committee	1
Saxman	Cascade Unit	2
White	Flashlights	8
Foss	Run Reports	10

Lambert	Asset Inventory	8
Lambert	Rope Rescue	1
Lambert	Safety Committee	2
Lambert	LTRT 644	5
Gatanis	Website	10
Connor	December BOC Report	3.5
Connor	2105 Annual Report	27
Connor	Awards Committee	3
Connor	FirePro	1.5
Connor	Company Inspections	1
Godden	Hose	3
Godden/Geiser	SMVFA	4
Perry	FTO	30
Chevalier	SARA Title III	1
Dehart/Sedgley/Hylwa	Car Seat Technician	5
Sedgley	Air Bags	3
Dehart	Cribbing	1
Hylwa	Nozzles	1
Perry/Chevalier	Company Inspections	1
Burton	Safety Gear	18
Burton	Company Inspections	1

### Smoke Detector Installations

<u>Date</u>	<u>Address</u>	<u>Blitz</u>	<u>On call</u>	<u>FPB Request</u>
1/2/2016	3103 18 ST E		X	
1/18/2016	1120 53 Ave E Lot #9		X	
1/18/2016	1120 53 Ave E Lot# 43		X	

### Fire Alarm Follow up

<u>Date</u>	<u>Address</u>	<u>Hours</u>	<u>Completed Y/N</u>
1/5/2016	5500 18 St E	0.25	Y
1/8/2016	919 53 Ave E	0.25	Y
1/8/2016	7455 16 St E	0.25	N
1/26/2015	6104 Turnbury Dr	0.25	Y
1/26/2016	5251 University Blvd	0.25	Y
1/29/2016	1090 Commerce Blvd	0.25	Y
1/29/2016	1651 Whitfield Ave E	0.25	Y
1/3/2016	358 34 Ave Dr E unit 258	0.25	N
1/3/2016	5500 18 St E	0.25	N
1/15/2016	7150 15 St E	0.25	N
1/21/2016	8009 15 St E	0.25	Y
1/21/2016	68058 15 St E	0.25	Y
1/19/2016	8539 Cooper Creek Blvd	0.25	N
1/25/216	5251 University Parkway	0.25	N
1/25/2016	6104 Turnbury Park Dr	0.25	N
1/25/2016	7524 Commerce Pl	0.25	Y
1/4/2016	7911 25 Ct E	0.25	N
1/28/2016	8335 Lockwood Ridge Rd	0.25	N
1/25/2016	5251 University Parkway	0.25	N
1/25/2016	8226 60 St Cir E	0.25	N

# Comparison of Yearly Calls by Station and Month

## YEARLY CALLS BY MONTH - 2016

	Station 1	Station 2	Station 3	Station 4	Station 5	Monthly	YTD Total
January	167	101	76	72	46	<b>462</b>	462
February							
March							
April							
May							
June							
July							
August							
September							
October							
November							
December							
						<b>Grand Total</b>	
<b>Total</b>	<b>167</b>	<b>101</b>	<b>76</b>	<b>72</b>	<b>46</b>	<b>462</b>	

## YEARLY CALLS BY MONTH - 2015

	Station 1	Station 2	Station 3	Station 4	Station 5	Monthly	YTD Total
January	172	95	62	68	38	<b>435</b>	435
February	155	125	53	76	61	<b>470</b>	905
March	161	124	71	68	56	<b>480</b>	1385
April	140	100	69	64	55	<b>428</b>	1813
May	172	109	66	80	35	<b>462</b>	2275
June	127	106	60	64	42	<b>399</b>	2674
July	179	118	51	66	37	<b>451</b>	3125
August	143	106	63	67	45	<b>424</b>	3549
September	162	118	56	61	31	<b>428</b>	3977
October	136	116	70	58	41	<b>421</b>	4398
November	141	100	58	79	42	<b>420</b>	4818
December	191	135	52	68	47	<b>493</b>	5311
						<b>Grand Total</b>	
<b>Total</b>	<b>1879</b>	<b>1352</b>	<b>731</b>	<b>819</b>	<b>530</b>	<b>5311</b>	