


# Overdose Calls by Station

*November 2015*



*Station 1   Station 2   Station 3   Station 4   Station 5*

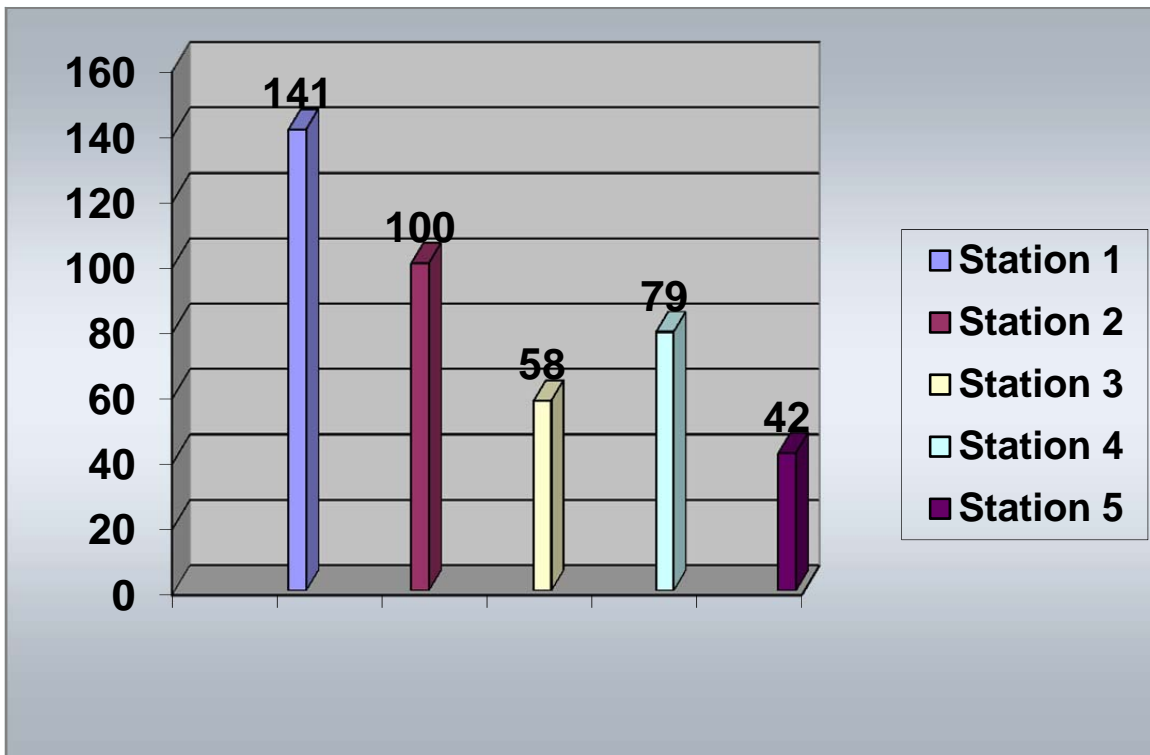
*3                    2                    2                    2                    0*

*Total Overdose Calls for November 2015*

*9*

# Calls by Station

*November 2015*



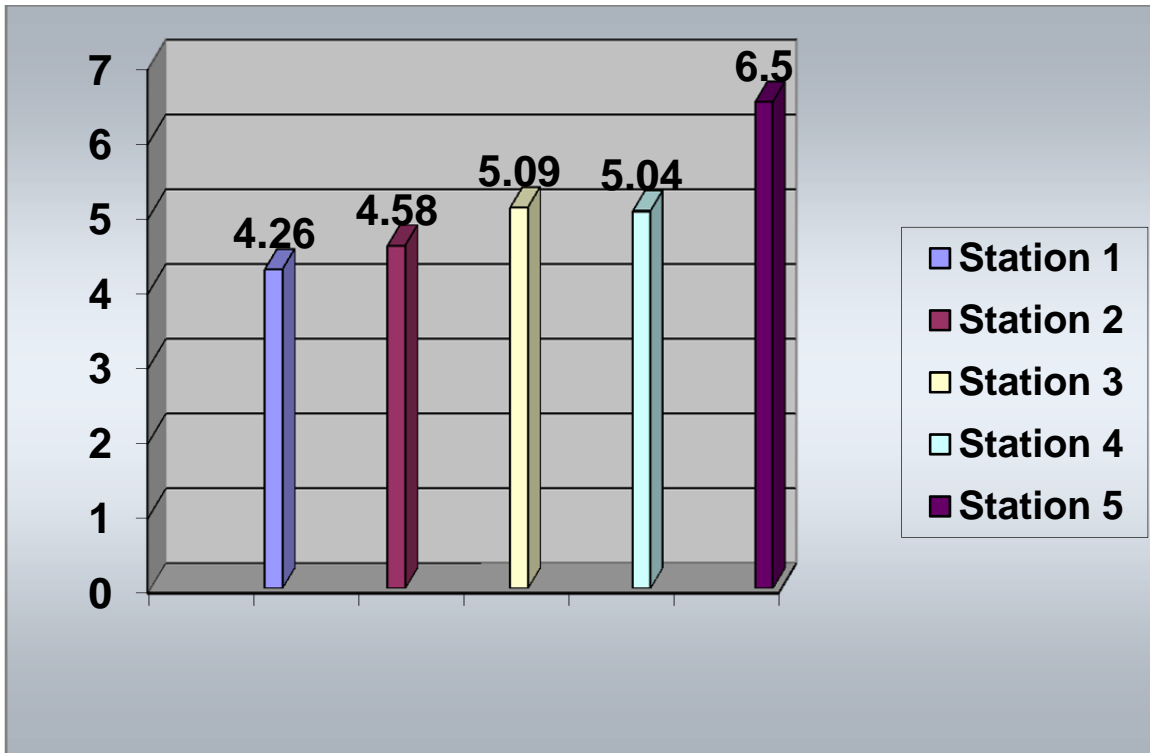
<i>Station 1</i>	<i>Station 2</i>	<i>Station 3</i>	<i>Station 4</i>	<i>Station 5</i>
141	100	58	79	42

*Total Calls for November 2015*

**420**

# Response Times by Station In Minutes

*November 2015*



*Station 1   Station 2   Station 3   Station 4   Station 5*

4.26

4.58

5.09

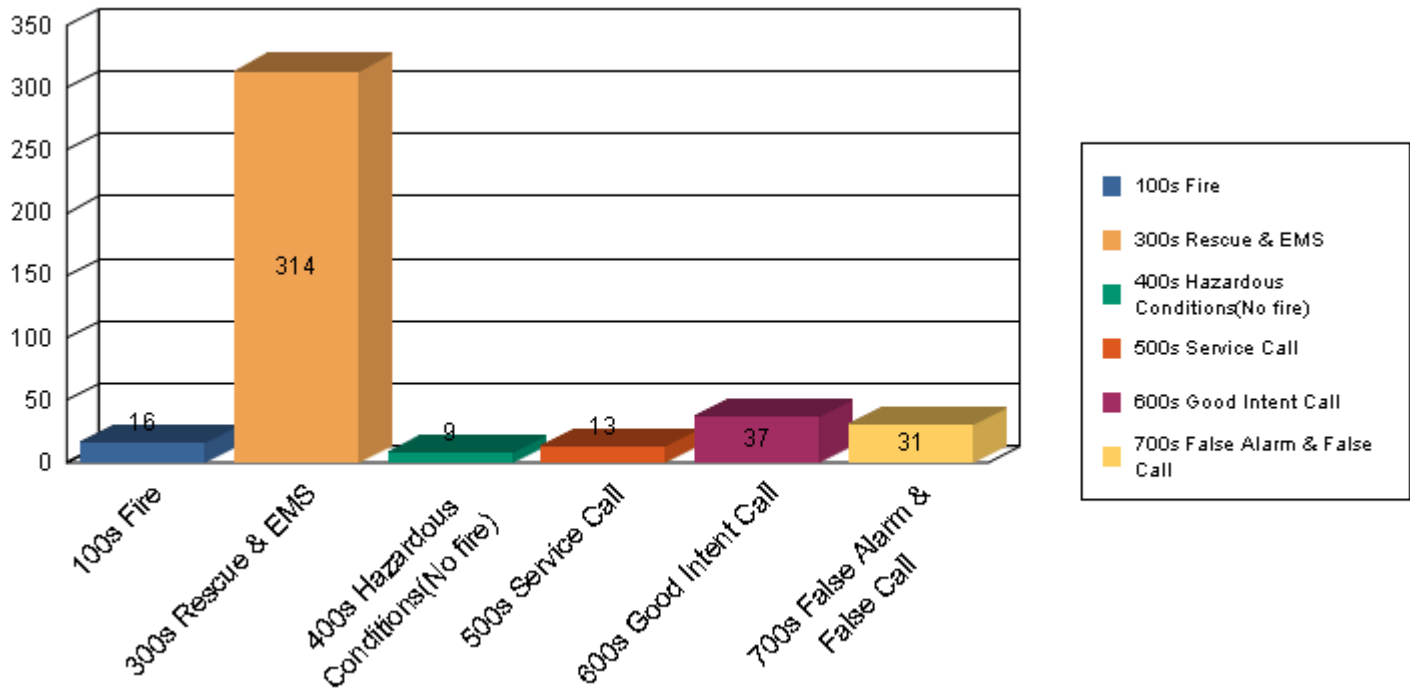
5.04

6.50

*Total Average Response Time for Noember 2015*

**4.83 Minutes**

November 2015



Graphed Items are sorted by Incident Type

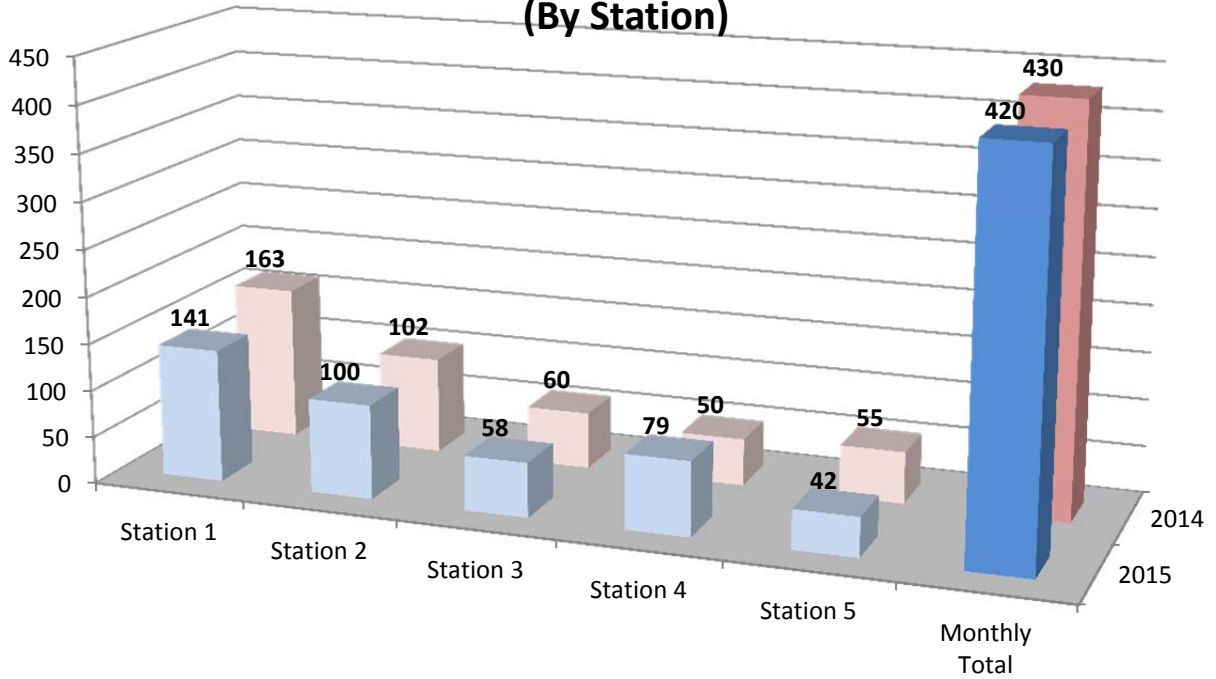
Type Of Incident:	Total Of Incidents:	Percentage Value:
100 Series-Fire	16	3.81%
300 Series-Rescue & EMS	314	74.76%
400 Series-Hazardous Conditions(No fire)	9	2.14%
500 Series-Service Call	13	3.10%
600 Series-Good Intent Call	37	8.81%
700 Series-False Alarm & False Call	31	7.38%

Grand Total: 420

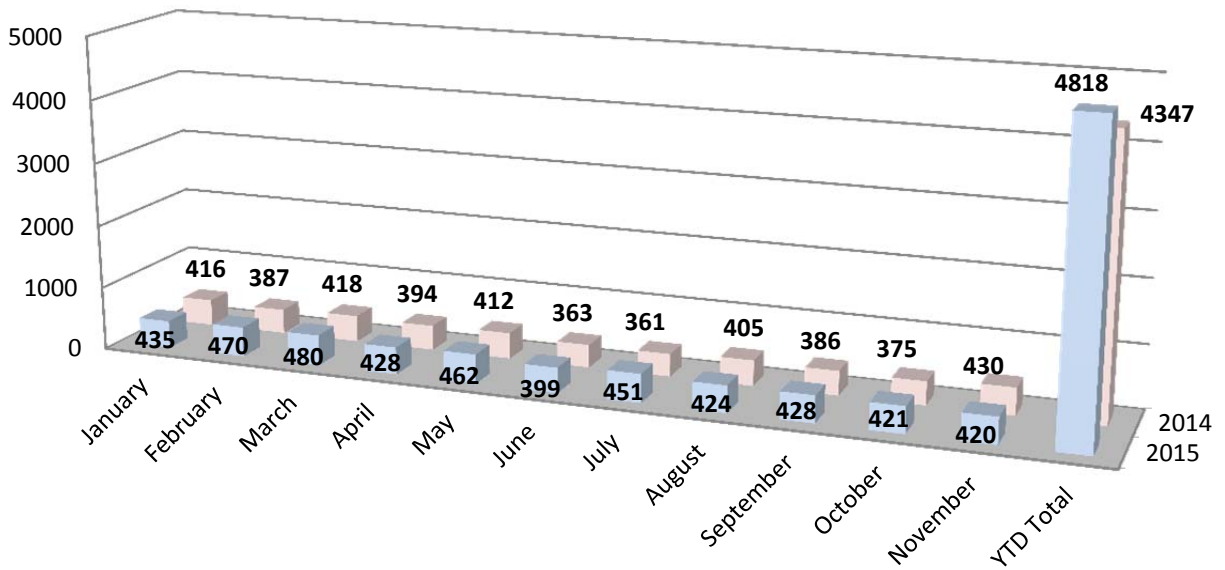
Type Of Incident Most Frequent: 300 Series-Rescue & EMS

Print Date: 12/5/2015

### November 2014/2015 Call Volume Comparison (By Station)



### YTD 2014/2015 Call Volume Comparison (District)



# SOUTHERN MANATEE FIRE & RESCUE DISTRICT

## OPERATIONS DIVISION

Monthly Activities Report for: November 2015

EMERGENCY INCIDENT RESPONSES	MONTH	2015 Totals
<u><i>Type of Call</i></u>		
100 Series - Fire	16	202
* <i>Structure Fire</i>	6	
* <i>Vehicle Fire</i>	3	
* <i>Brush Fire</i>	4	
* <i>Other Fire</i>	3	
200 Series - Explosion	0	4
300 Series - Rescue & EMS	314	3,483
* <i>EMS</i>	250	
* <i>Rescue</i>	64	
400 Series - Hazardous Conditions (No fire)	9	149
500 Series - Service Call	13	118
600 Series - Good Intent Calls	37	375
700 Series - False Alarm & False Call	31	480
800 Series - Severe Weather & Natural Disasters	0	4
900 Series - Special Type	0	3
	<b>420</b>	<b>4,818</b>
 Total Calls - 2014	 430	 4,347
Percentage Increase/Decrease 2014 to 2015	-2.3%	10.8%
 Average Responses Per Day	 14.0	 14.4
 <b>Value of Property Saved</b>	 <b>\$489,975</b>	 <b>\$21,975,787</b>
 <b>Fire Loss - 2015</b>	 <b>\$17,003</b>	 <b>\$1,891,703</b>
Fire Loss - 2014	<b>\$25,605</b>	<b>\$787,630</b>
Percentage Increase/Decrease 2014 to 2015	-33.6%	140.2%

\*Mutual & Automatic Aid Received: 0 calls

\*Mutual & Automatic Aid Given: 6 calls

# Southern Manatee Fire & Rescue

## Operations Division

### Monthly Shift Activities Report

Month: Noveme 2015

Shift: A - B - C

Battalion Chiefs: Gould Blanco Smith

#### TOTAL RUNS FOR YOUR SHIFT:

	A-shift	B-shift	C-shift	<u>Total</u>
<b>HYDRANTS:</b>				
Flowed	116	47	46	209
Painted	0	60	0	60
Retested	0	0	0	0
Markers Placed	20		0	20
<b>TACTICAL SURVEYS:</b>				
New	4	1	1	6
Revised	0	3	0	3
<b>FIRE ALARM SYTEM TEST:</b>				
	0	0	0	0
<b>FIRE SPRINKLER TEST:</b>				
	0	0	1	1
<b>FIRE ALARM FOLLOW-UPS:</b>				
	3	2	0	5
<b>PUB ED PROGRAMS:</b>				
	1	0	0	1
<b>SMOKE DETECTORS INSTALLED:</b>				
	0	0	0	0
<b>EMPLOYEE EVALUATIONS:</b>				
	0	0	0	0
<b>SKILL EVALUATIONS:</b>				
	0	0	0	0
<b>RIDER/DRIVER CERT:</b>				
	0	0	2	2

### RIDER / DRIVER CERTS

<u>Date</u>	<u>Name</u>	<u>Type</u>	<u>Unit</u>
11/19/2015	Dowell	Rider	E-15
11/22/2015	Dowell	Rider	E-14

### SKILL EVALUATIONS

<u>Date</u>	<u>Name</u>	<u>Test</u>
-------------	-------------	-------------

### EMPLOYEE EVALUATIONS

<u>Date</u>	<u>Name</u>
-------------	-------------

### SPECIAL PROJECTS / ASSIGNMENTS

<u>Name</u>	<u>Project</u>	<u>Hours</u>
Foss	Run Reports	10
White	Flashlights	5
Sedgley	Airbags	5
Godden	Hose	6
Sedgley	Car Seats	2
Godden/Geiser	Volunteer Assn	6
Gould	Haz Mat	38
Burton	Safety Gear	5
Connor	October BOC EOM Report	7.5
Connor	FirePro	4
Gatanis	Website	10
Lambert	Rope Rescue	1
Lambert	LTRT 644	8
Lambert	Asset Inventory	10
Lambert	Safety Committee	2
Duquette	Fitness Coordinator	4
Chevalier	Sara Title III	1
DeHart	Cribbing	1
Hylwa	Nozzles	4
Moore	Equipment book	4
Hollins	Group Fitness	0
Hollins	Sewing	0
Garcia	Water Rescue	1
Garcia	Car seats	4
Garcia	Safe Kids	1
Garcia	Honor Guard	3
Tumolo	SCBA masks	2
Morgan	SCBA	3
Anderson	Hydrants	10
Keusch	Report Writing	4



Keusch	Weight Equipment	1
Davis	Tacticals	6
Kaliher	Car Seats	1
Kaliher	SEMS II	10
Kaliher	FTO	20
Pratt	Hydrant Tags	1
Pratt	Thermal Imager	2
Wojcik	Honor Guard	1
Wojcik	Car Seats	1
Sigfrid	Saws	1
Ramer	Flow Equipment	2
Weissman	Hurst Equipment	2
McGinley	Fuel logs	3
Mc Ginley	Vol Association	0
Ramer	Air chisels	0
Questionati	Detection	10
Pietsch	Fans	1
Carpenter	Tool Boxes	1
Bennett	Cones & Vests	1
S Hodges	Lock out kits	1
Saxman	Cascade Unit	4
Ryder	Apparatus	15
Hauck	Run Reports	10
Burnett	Safety	3
Wernet	Hand Tools	1
Naples	Radios	6
McKeaver	Extractors	2
Eldridge	Extinguishers	1
Lucas	Hosebed Covers	1.5
Gibson	Uniforms	4
Ely	Foam	1
Sperko	Fitness Coordinator	2
Snider	Co Fitness Coordinator	2
Snider	Medical Supplies	4
Ranney	AED	4
Ranney	Support Trailer	1
Smith	Truck Checks	10
Thayer	B-Shift FTO	10
Thayer	SAVE Training	4
Thayer	Eye & Ear Protection	1
B Hodges	Ground Ladders	1
Daughtrey	Apparatus Tires	3
Daughtrey	No Smoke Systems	1
D'Agostino	Uniforms	10
Reisdorf	Gated Intakes	2
Pierce	Medical Supplies	4
Bloski	Hazmat Training	50

## Prevention Activities Completed By Operations Division

### Hydrant Flows

<u>Date</u>	<u>Address</u>	<u>Name</u>	<u>Hours</u>
-------------	----------------	-------------	--------------

### Public Education Programs

<u>Date</u>	<u>Program</u>	<u>Location</u>	<u># of people</u>
-------------	----------------	-----------------	--------------------

### Smoke Detector Installations

<u>Date</u>	<u>Address</u>	<u>Blitz</u>	<u>On call</u>	<u>FPB Request</u>
-------------	----------------	--------------	----------------	--------------------

### Fire Alarm and Sprinkler Tests

<u>Date</u>	<u>Address</u>	<u>Fire Alarm</u>	<u>Sprinkler</u>
-------------	----------------	-------------------	------------------

### Fire Drills

<u>Date</u>	<u>OIC</u>	<u>Hours</u>	<u>School</u>
-------------	------------	--------------	---------------

### Fire Alarm Follow up

<u>Date</u>	<u>Address</u>	<u>Hours</u>	<u>Completed Y/N</u>
11/11/2015	6628 26 Ct E	0.25	N
11/8/2015	6720 15 St E	0.25	N
11/11/2015	6620 19 St E	0.25	Y
11/10/2015	8451 Shade	0.25	Y
11/12/2015	6447 Parkland Dr	0.25	Y
11/9/2015	3100 Whitfield Ave	0.25	N

# Comparison of Yearly Calls by Station and Month

## YEARLY CALLS BY MONTH - 2015


	Station 1	Station 2	Station 3	Station 4	Station 5	Monthly	YTD Total
January	172	95	62	68	38	<b>435</b>	435
February	155	125	53	76	61	<b>470</b>	905
March	161	124	71	68	56	<b>480</b>	1385
April	140	100	69	64	55	<b>428</b>	1813
May	172	109	66	80	35	<b>462</b>	2275
June	127	106	60	64	42	<b>399</b>	2674
July	179	118	51	66	37	<b>451</b>	3125
August	143	106	63	67	45	<b>424</b>	3549
September	162	118	56	61	31	<b>428</b>	3977
October	136	116	70	58	41	<b>421</b>	4398
November	141	100	58	79	42	<b>420</b>	4818
December							
						<b>Grand Total</b>	
<b>Total</b>	<b>1688</b>	<b>1217</b>	<b>679</b>	<b>751</b>	<b>483</b>	<b>4818</b>	

## YEARLY CALLS BY MONTH - 2014

	Station 1	Station 2	Station 3	Station 4	Station 5	Monthly	YTD Total
January	151	107	63	45	50	<b>416</b>	416
February	140	97	59	58	33	<b>387</b>	803
March	143	124	68	54	29	<b>418</b>	1221
April	127	123	57	54	33	<b>394</b>	1615
May	150	108	64	53	37	<b>412</b>	2027
June	144	84	57	50	28	<b>363</b>	2390
July	129	94	54	52	32	<b>361</b>	2751
August	153	102	61	54	35	<b>405</b>	3156
September	135	88	73	59	31	<b>386</b>	3542
October	145	104	51	51	24	<b>375</b>	3917
November	163	102	60	50	55	<b>430</b>	4347
December	174	109	79	69	39	<b>470</b>	4817
						<b>Grand Total</b>	
<b>Total</b>	<b>1754</b>	<b>1242</b>	<b>746</b>	<b>649</b>	<b>426</b>	<b>4817</b>	

# Overdose Calls by Station

*December 2015*



*Station 1   Station 2   Station 3   Station 4   Station 5*

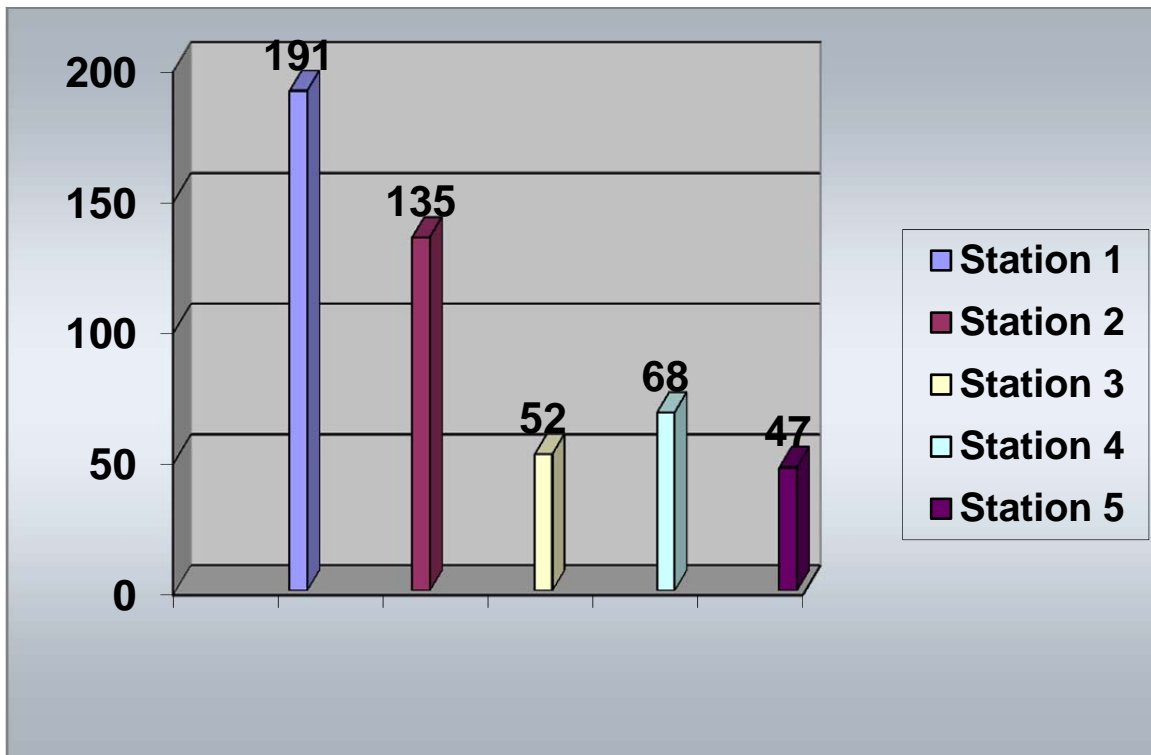
*4                      3                      0                      1                      0*

*Total Overdose Calls for December 2015*

**8**

# Calls by Station

*December 2015*



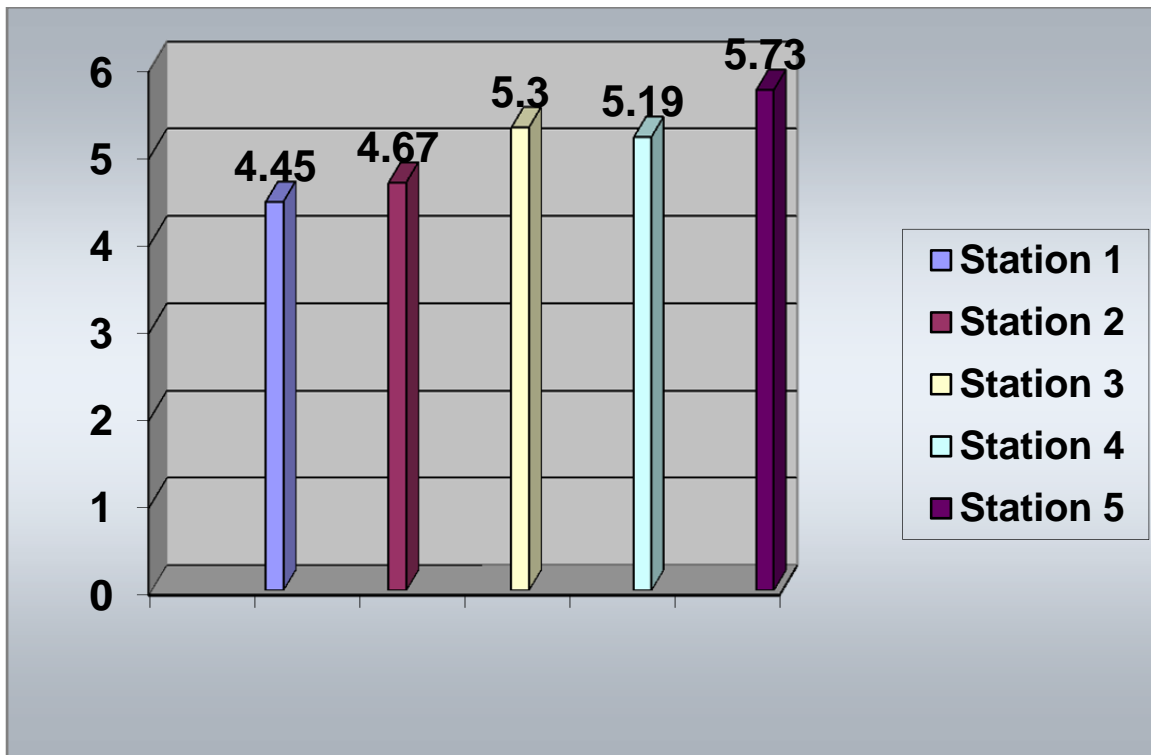
<i>Station 1</i>	<i>Station 2</i>	<i>Station 3</i>	<i>Station 4</i>	<i>Station 5</i>
191	135	52	68	47

*Total Calls for December 2015*

**493**

# Response Times by Station In Minutes

*December 2015*



*Station 1   Station 2   Station 3   Station 4   Station 5*

*4.45*

*4.67*

*5.30*

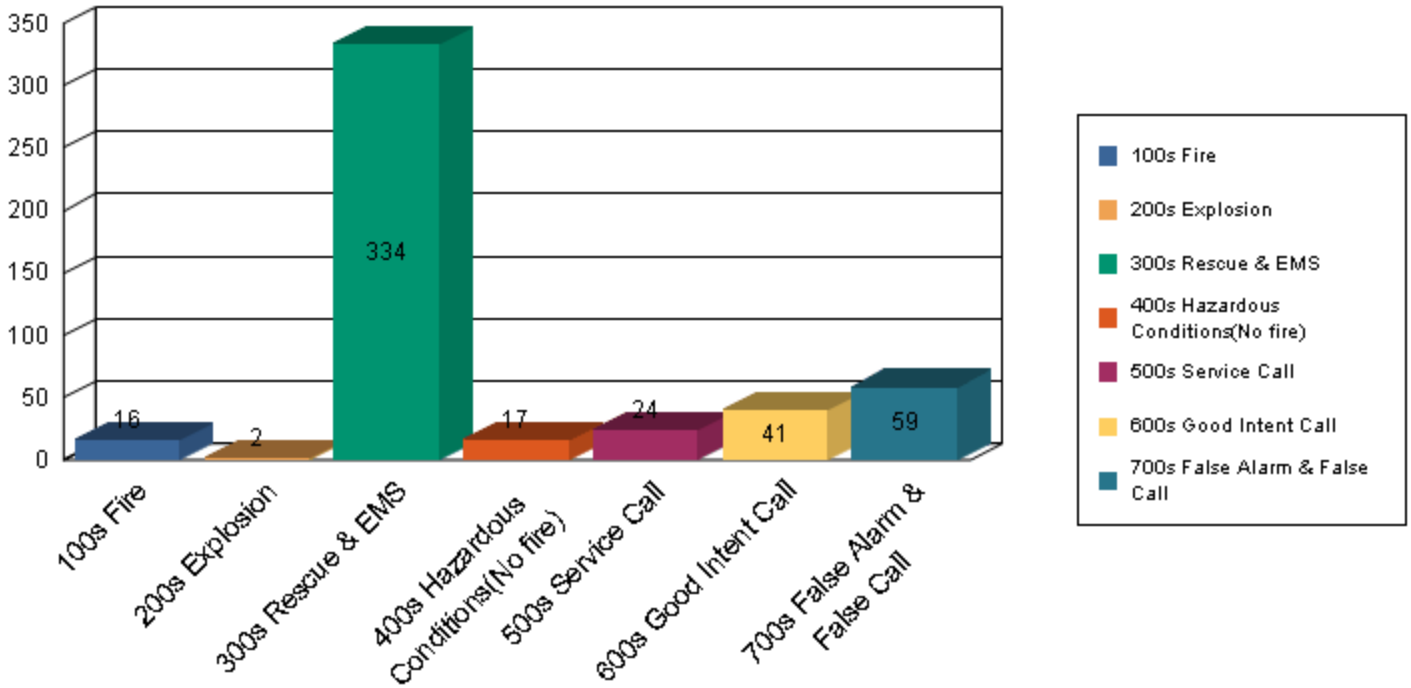
*5.19*

*5.73*

*Total Average Response Time for December 2015*

**4.83 Minutes**

December 2015



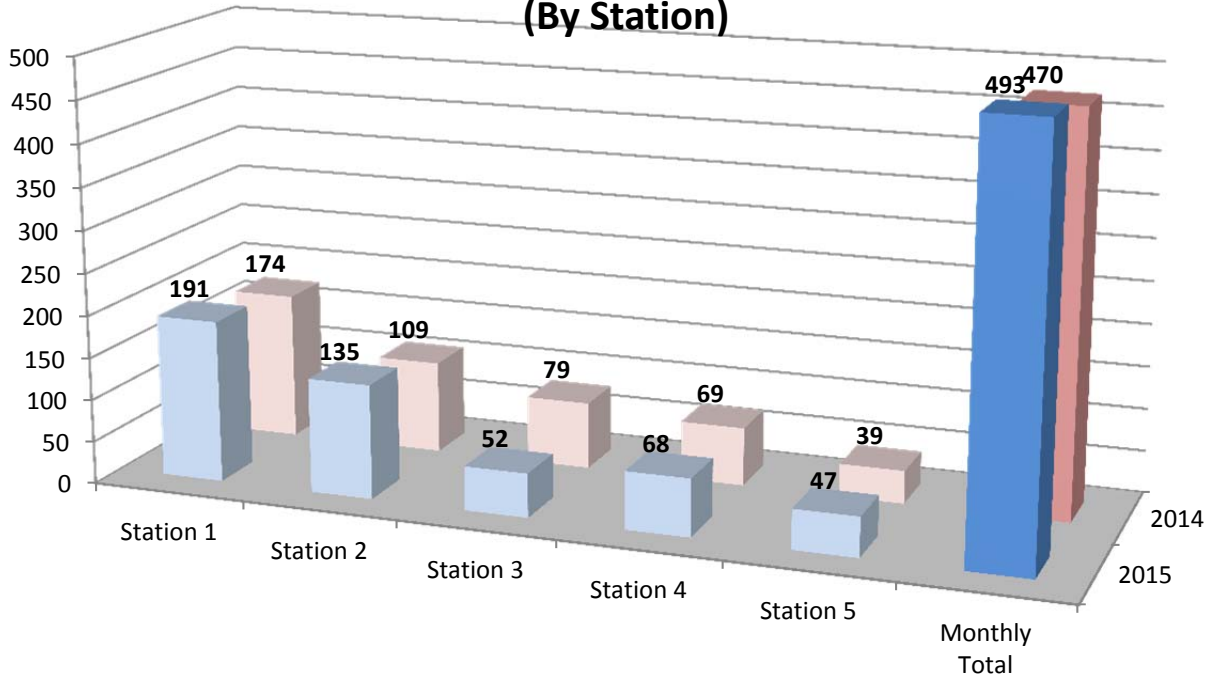
Graphed Items are sorted by Incident Type

Type Of Incident:	Total Of Incidents:	Percentage Value:
100 Series-Fire	16	3.25%
200 Series-Explosion	2	0.41%
300 Series-Rescue & EMS	334	67.75%
400 Series-Hazardous Conditions(No fire)	17	3.45%
500 Series-Service Call	24	4.87%
600 Series-Good Intent Call	41	8.32%
700 Series-False Alarm & False Call	59	11.97%

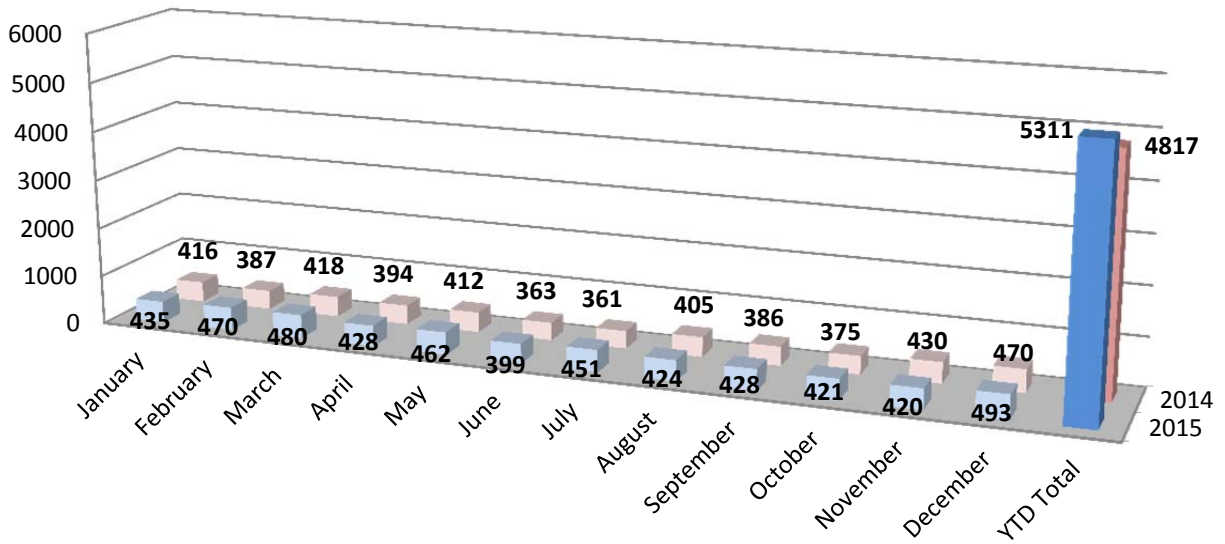
Grand Total: 493

Type Of Incident Most Frequent: 300 Series-Rescue & EMS

### December 2014/2015 Call Volume Comparison (By Station)



### YTD 2014/2015 Call Volume Comparison (District)





# SOUTHERN MANATEE FIRE & RESCUE DISTRICT

## OPERATIONS DIVISION

Monthly Activities Report for: December 2015

EMERGENCY INCIDENT RESPONSES	MONTH	2015 Totals
<u><i>Type of Call</i></u>		
100 Series - Fire	16	218
* <i>Structure Fire</i>	3	
* <i>Vehicle Fire</i>	7	
* <i>Brush Fire</i>	0	
* <i>Other Fire</i>	6	
200 Series - Explosion	2	6
300 Series - Rescue & EMS	334	3,817
* <i>EMS</i>	271	
* <i>Rescue</i>	63	
400 Series - Hazardous Conditions (No fire)	17	166
500 Series - Service Call	24	142
600 Series - Good Intent Calls	41	416
700 Series - False Alarm & False Call	59	539
800 Series - Severe Weather & Natural Disasters	0	4
900 Series - Special Type	0	3
	<b>493</b>	<b>5,311</b>
 Total Calls - 2014	 470	 4,817
Percentage Increase/Decrease 2014 to 2015	4.9%	10.3%
 Average Responses Per Day	 15.9	 14.6
 <b>Value of Property Saved</b>	 <b>\$172,050</b>	 <b>\$22,147,837</b>
 <b>Fire Loss - 2015</b>	 <b>\$111,805</b>	 <b>\$2,003,508</b>
Fire Loss - 2014	\$5,355	\$792,985
Percentage Increase/Decrease 2014 to 2015	1987.9%	152.7%

\*Mutual & Automatic Aid Received: 5 calls

\*Mutual & Automatic Aid Given: 9 calls

# Southern Manatee Fire & Rescue

## Operations Division

### Monthly Shift Activities Report

Month: Dec 2015 Shift: A - B - C  
Battalion Chiefs: Gould, Blanco, Smith

	A-shift	B-shift	C-shift	<u>Total</u>
<b>HYDRANTS:</b>				
Flowed	20	4	42	66
Painted	14	15	0	29
Retested	0	0	0	0
Markers Placed	0	0	0	0
<b>TACTICAL SURVEYS:</b>				
New	0	0	0	0
Revised	6	1	0	7
<b>FIRE ALARM FOLLOW-UPS:</b>				
	7	13	5	25
<b>PUB ED PROGRAMS:</b>				
	3	2	0	5
<b>SMOKE DETECTORS INSTALLED:</b>				
	0	0	0	0
<b>EMPLOYEE EVALUATIONS:</b>				
	17	10	17	44
<b>SKILL EVALUATIONS:</b>				
	0	0	0	0
<b>RIDER/DRIVER CERT:</b>				
	0	0	0	0

### EMPLOYEE EVALUATIONS

<u>Date</u>	<u>Name</u>
12/14/2015	Lemery, Yoder & Moonen
12/29/2015	Collins, DeHart & Hylwa
12/26/2015	McMullen, Markey
12/14/2015	Sedgley, Godden, White, Foss, Geiser, Burghdurf, Ellis
12/29/2015	Gatanis & Duquette
12/18/2015	Burnett, Hauck, Wernet
12/9/2015	Sperko, Smith R, Ranney, Ely

12/12/2015	Gibson, Snider	
12/12/2015	Velazquez	2 Month Probationary Evaluation
12/27/2015	Pierce, Ross	
12/24/2015	Reisdorf	
12/27/2015	Daughtrey, Hodges B	
12/22/2015	Hodges, Pratt, Sigfrid	
12/28/2015	Bennett, Pietsch, Ramer, Kaliher, Bonds, Anderson	
12/31/2015	Questionati, Morgan	

## **SPECIAL PROJECTS / ASSIGNMENTS**

<b><u>Name</u></b>	<b><u>Project</u></b>	<b><u>Hours</u></b>
Burton	Safety Gear	4
Chevalier	Sara Title III	1
Hylwa	Nozzles	1
DeHart	Cribbing	1
Connor	November BOC EOM Report	7
Connor	FEMA AFG Application	4
Connor	Telestaff	8.5
Connor	Staffing/Payroll	10
Connor	Awards Committee	3
Connor	FirePro	2
Foss	Run Reports	10
Godden/Geiser	Volunteer Association	5
Godden	Hose	1
Sedgley	Airbags	3
Lambert	Asset Inventory	10
Lambert	Safety Committee	2
Lambert	Rope Rescue	1
Gatanis	Website	10
Perry	FTO	30
McMullen	Safety Committee	2
Moore	Equipment Books	2
Ryder	Apparatus Maintenance	12
Burnett	Safety	5
Hauck	Run Reports	10
Wernet	Hand Tools	1.5
Bloski	Hazmat Training	54
McKeaver	Extractors	2
Lucas	Hose Bed Covers	2
Eldridge	Extinguishers	3
D'Agostino	Uniforms	10
Gibson	Uniform Assistant	5
Daughtrey	No Smoke Systems	1
Daughtrey	Apparatus Tires	2
Hodges	Ground Ladders	1
Hodges	Car Seat installation	4
Reisdorf	Gated Intakes	1
Pierce	Medical Supplies	4
Naples	Portable Radios	4
Thayer	B-Shift FTO	10

Ranney	AED	4
Ely	Foam	2
Thayer	Eye & Ear	1
Garcia	Car seats	3
Tumolo	SCBA masks	6
Pratt	Thermal Imagers	2
Anderson	Hydrants	12
Keusch	Report Writing	3
Keusch	Weight Equipment	2
Davis	Tacticals	16
Kaliher	Car Seats	1
Pratt	Hydrant Tags	1
Wojcik	Honor Guard	4
Sigfrid	Saws	1
Kaliher	FTO	20
Kaliher	SEMS II	6
Ramer	Flow Equipment	4
Weissman	Hurst Equipment	4
McGinley	Fuel logs	2
Mc Ginley	Awards Committee	1.5
Questionati	Detection	10
Pietsch	Fans	1
Bennett	Cones & Vests	1
Hodges	Lock out kits	1
Hodges	Safety Committee	4
Saxman	Cascade Unit	2

### Public Education Programs

<u>Date</u>	<u>Program</u>	<u>Location</u>	<u># Of people</u>
12/5/2015	Truck Show	5225 Office Park Blvd	30
12/29/2015	Promotional Filming	Station 1	n/a
12/5/2015	Truck Show	5475 University Parkway	100+
12/12/2015	Hazmat-1 Show and Tell	Suncoast Behavioral Center	50
12/15/2015	Safety Talk / Truck Show	Gulfcoast Christian Academy	30

### Fire Alarm Follow-Ups

<u>Date</u>	<u>Address</u>	<u>Hours</u>	<u>Completed Y/N</u>
12/11/2015	2020 26 Ave E	0.5	Y
12/11/2015	4515 19 St Ct E	0.5	Y
12/17/2015	3611 1 St E	0.5	N
12/8/2015	5627 9 St E	0.5	N
12/23/2015	6408 Parkland Drive	0.5	Y
12/29/2015	3114 63 Ave E	0.5	N
12/29/2015	7620 Matoaka Rd	0.5	Y
12/9/2015	5475 University Pkwy	0.25	N
12/18/2015	8565 Cooper Creek Blvd	0.25	Y
12/19/2015	8085 Cooper Creek Blvd	0.25	N
12/21/2015	5125 26 St E	0.25	N
12/21/2015	8009 15 St E	0.25	Y
12/6/2015	3715 1 St E	0.25	N
12/24/2015	4454 19 Ct E	0.25	N

12/27/2015	2121 26 Ave E	0.25	N
12/27/2015	4454 19 St Ct E	0.25	N
12/21/2015	8009 15 St E	0.25	Y
12/21/2015	5125 26 St E	0.25	Y
12/30/2015	3114 63 Ave E	0.25	Y
12/21/2015	8009 15 St E	0.25	Y
12/4/2015	5251 University Pkwy	0.5	Y
12/7/2015	3715 1 St E	0.25	N
12/28/2015	4454 19 St Ct E	0.25	N
12/28/2015	2121 26 Ave E	0.25	N
12/28/2015	8565 Cooper Creek Blvd	0.25	Y

# Comparison of Yearly Calls by Station and Month

## YEARLY CALLS BY MONTH - 2015

	Station 1	Station 2	Station 3	Station 4	Station 5	Monthly	YTD Total
January	172	95	62	68	38	<b>435</b>	435
February	155	125	53	76	61	<b>470</b>	905
March	161	124	71	68	56	<b>480</b>	1385
April	140	100	69	64	55	<b>428</b>	1813
May	172	109	66	80	35	<b>462</b>	2275
June	127	106	60	64	42	<b>399</b>	2674
July	179	118	51	66	37	<b>451</b>	3125
August	143	106	63	67	45	<b>424</b>	3549
September	162	118	56	61	31	<b>428</b>	3977
October	136	116	70	58	41	<b>421</b>	4398
November	141	100	58	79	42	<b>420</b>	4818
December	191	135	52	68	47	<b>493</b>	5311
						<b>Grand Total</b>	
<b>Total</b>	<b>1879</b>	<b>1352</b>	<b>731</b>	<b>819</b>	<b>530</b>	<b>5311</b>	

## YEARLY CALLS BY MONTH - 2014

	Station 1	Station 2	Station 3	Station 4	Station 5	Monthly	YTD Total
January	151	107	63	45	50	<b>416</b>	416
February	140	97	59	58	33	<b>387</b>	803
March	143	124	68	54	29	<b>418</b>	1221
April	127	123	57	54	33	<b>394</b>	1615
May	150	108	64	53	37	<b>412</b>	2027
June	144	84	57	50	28	<b>363</b>	2390
July	129	94	54	52	32	<b>361</b>	2751
August	153	102	61	54	35	<b>405</b>	3156
September	135	88	73	59	31	<b>386</b>	3542
October	145	104	51	51	24	<b>375</b>	3917
November	163	102	60	50	55	<b>430</b>	4347
December	174	109	79	69	39	<b>470</b>	4817
						<b>Grand Total</b>	
<b>Total</b>	<b>1754</b>	<b>1242</b>	<b>746</b>	<b>649</b>	<b>426</b>	<b>4817</b>	