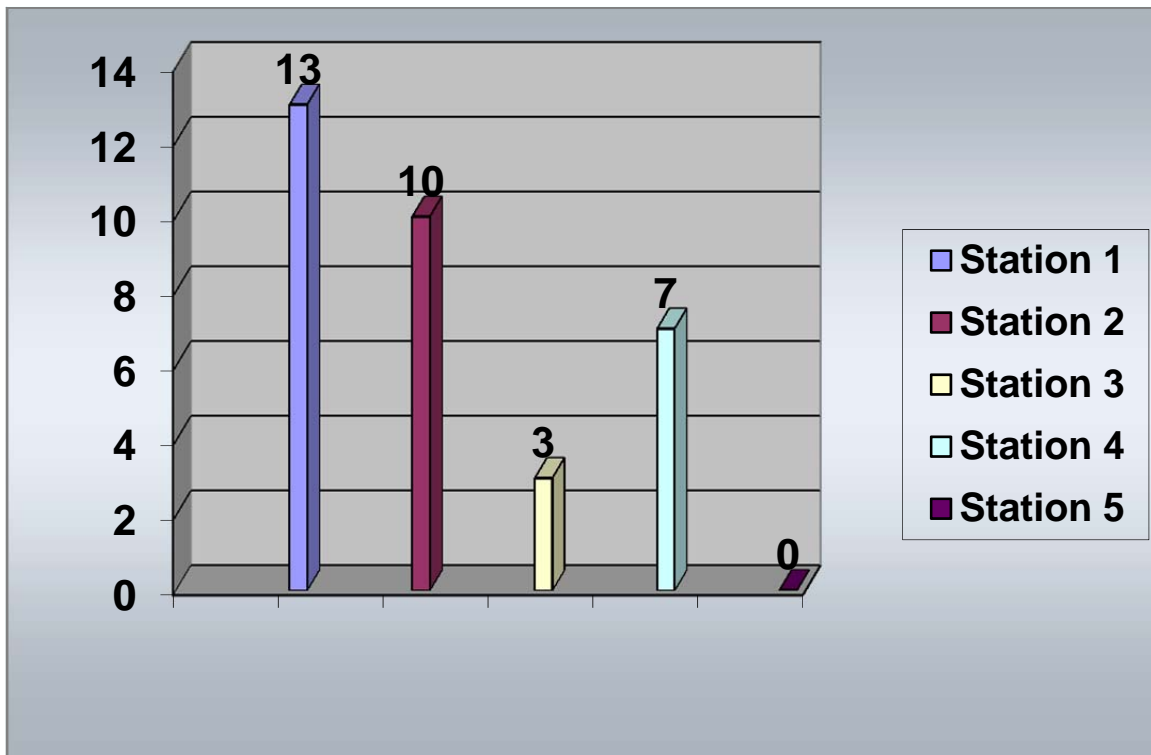


# Overdose Calls by Station

*September 2015*



*Station 1   Station 2   Station 3   Station 4   Station 5*

*13*

*10*

*3*

*7*

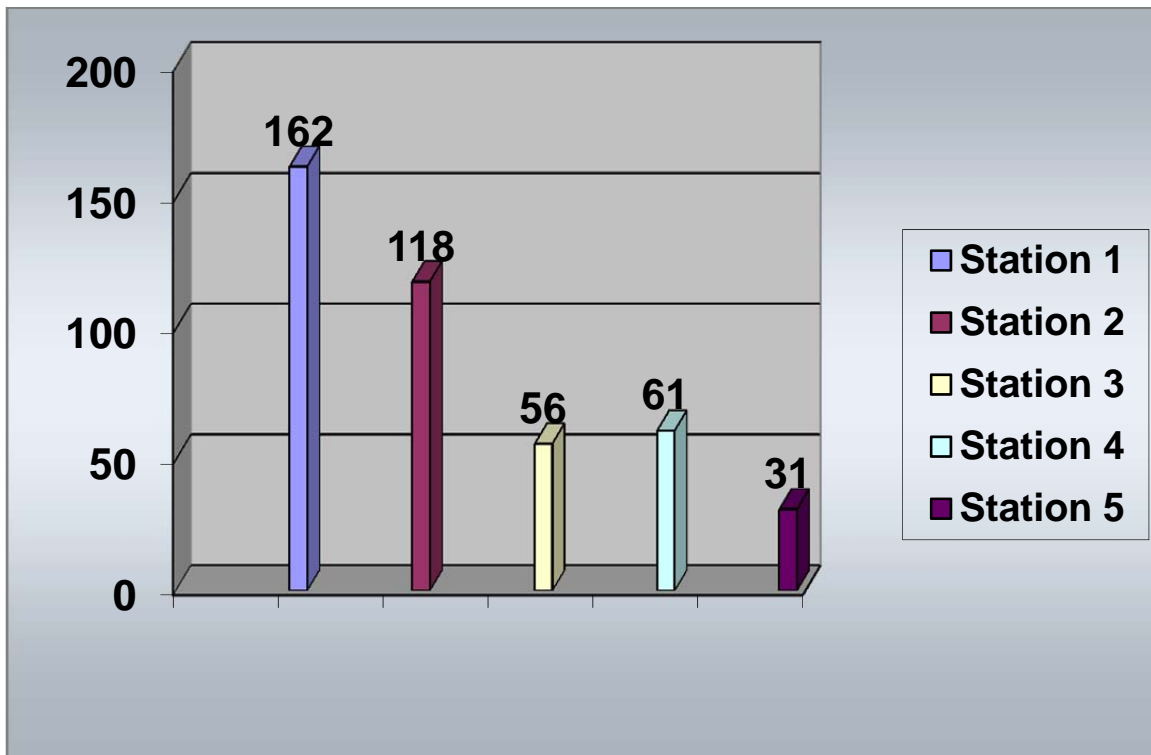
*0*

*Total Overdose Calls for September 2015*

*33*

# Calls by Station

*September 2015*



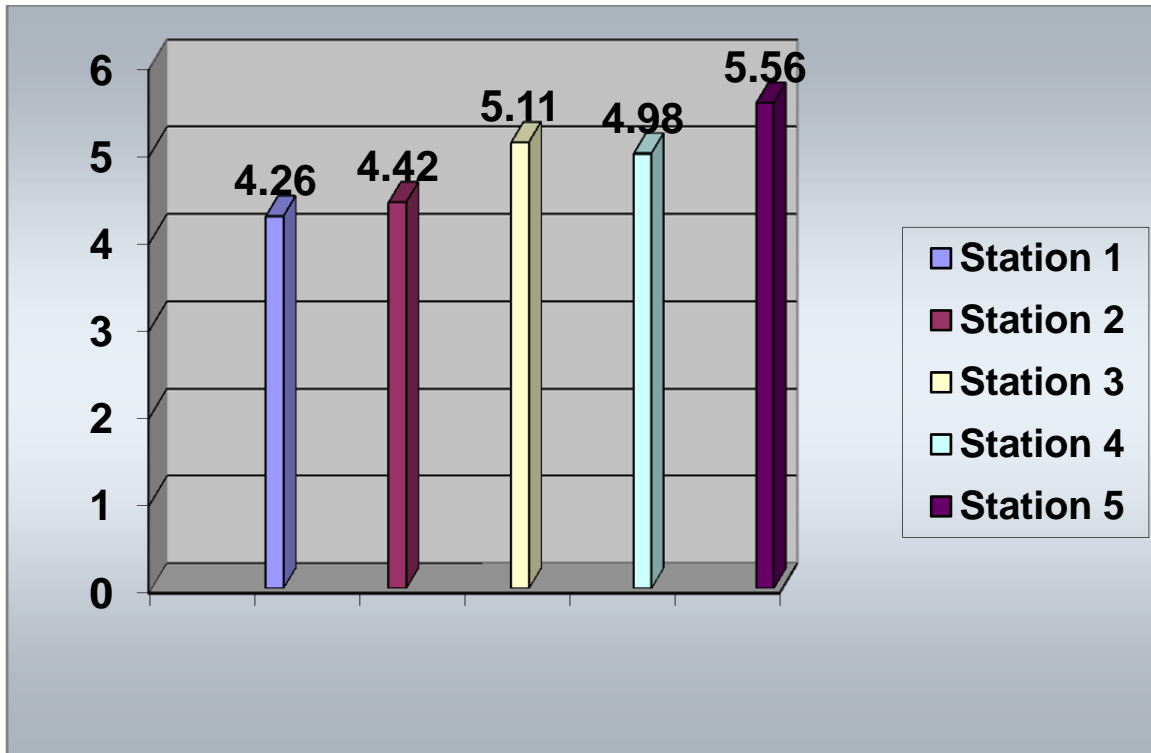
<i>Station 1</i>	<i>Station 2</i>	<i>Station 3</i>	<i>Station 4</i>	<i>Station 5</i>
162	118	56	61	31

*Total Calls for September 2015*

**428**

# Response Times by Station In Minutes

*September 2015*



*Station 1   Station 2   Station 3   Station 4   Station 5*

4.26

4.42

5.11

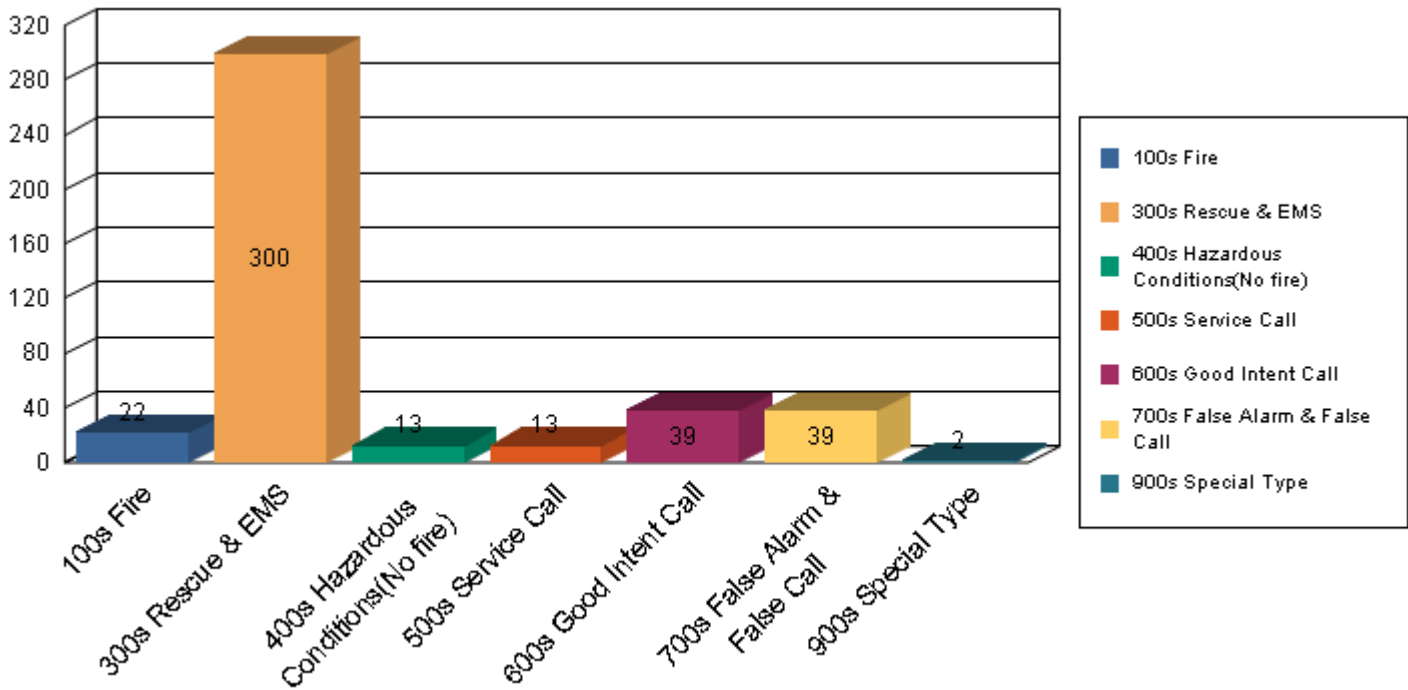
4.98

5.56

*Total Average Response Time for September 2015*

**4.60 Minutes**

September 2015



Graphed Items are sorted by Incident Type

Type Of Incident:

Total Of Incidents:

Percentage Value:

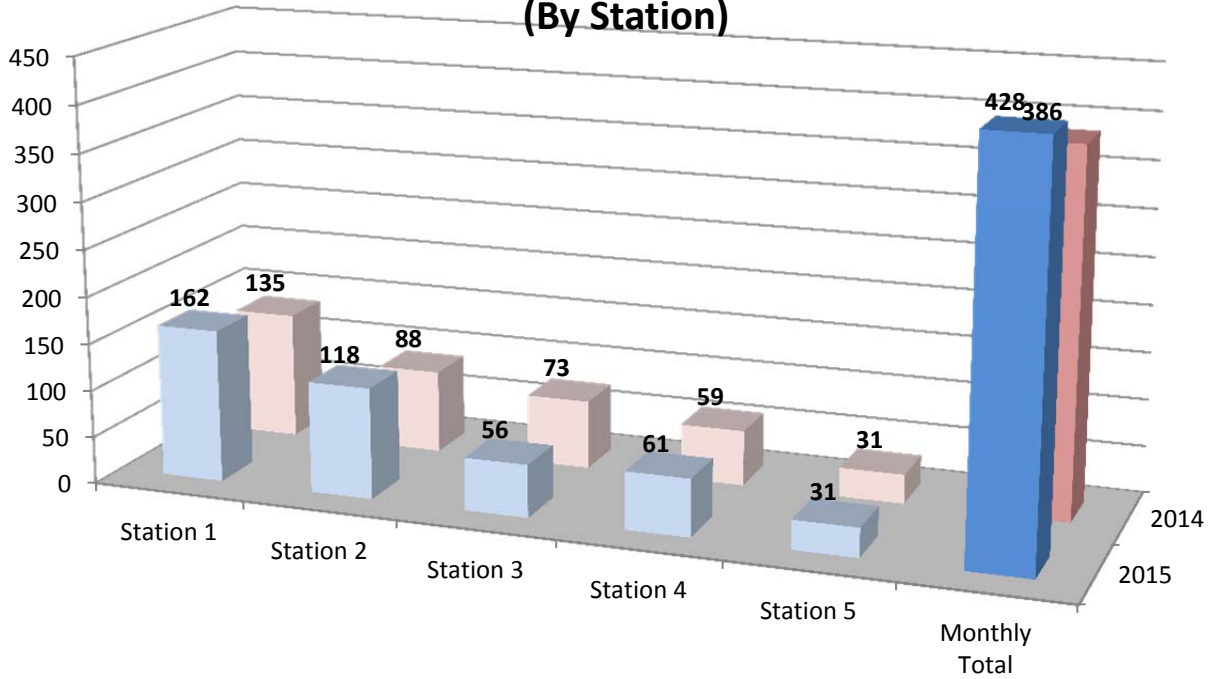
100 Series-Fire	22	5.14%
300 Series-Rescue & EMS	300	70.09%
400 Series-Hazardous Conditions(No fire)	13	3.04%
500 Series-Service Call	13	3.04%
600 Series-Good Intent Call	39	9.11%
700 Series-False Alarm & False Call	39	9.11%
900 Series-Special Type	2	0.47%

Grand Total: 428

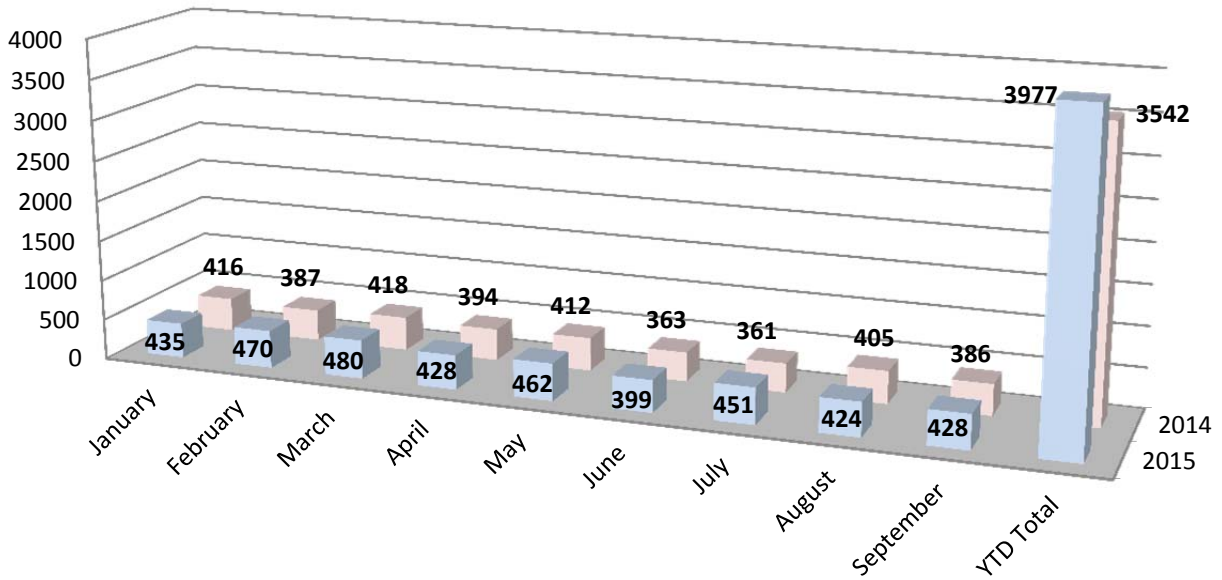
Type Of Incident Most Frequent: 300 Series-Rescue & EMS

Print Date: 10/3/2015

### September 2014/2015 Call Volume Comparison (By Station)



### YTD 2014/2015 Call Volume Comparison (District)



# SOUTHERN MANATEE FIRE & RESCUE DISTRICT

## OPERATIONS DIVISION

Monthly Activities Report for: September 2015

EMERGENCY INCIDENT RESPONSES	MONTH	2015 Totals
<u><i>Type of Call</i></u>		
100 Series - Fire	22	168
* <i>Structure Fire</i>	5	
* <i>Vehicle Fire</i>	10	
* <i>Brush Fire</i>	1	
* <i>Other Fire</i>	6	
200 Series - Explosion	0	4
300 Series - Rescue & EMS	300	2,887
* <i>EMS</i>	243	
* <i>Rescue</i>	57	
400 Series - Hazardous Conditions (No fire)	13	125
500 Series - Service Call	13	97
600 Series - Good Intent Calls	39	298
700 Series - False Alarm & False Call	39	391
800 Series - Severe Weather & Natural Disasters	0	4
900 Series - Special Type	2	3
	<b>428</b>	<b>3,977</b>
 Total Calls - 2014	 386	 3,542
Percentage Increase/Decrease 2014 to 2015	10.9%	12.3%
 Average Responses Per Day	 14.3	 14.6
 <b>Value of Property Saved</b>	 <b>\$1,163,949</b>	 <b>\$21,368,266</b>
 <b>Fire Loss - 2015</b>	 <b>\$538,405</b>	 <b>\$1,833,347</b>
Fire Loss - 2014	\$68,951	\$566,672
Percentage Increase/Decrease 2014 to 2015	680.9%	223.5%

\*Mutual & Automatic Aid Received: 5 calls

\*Mutual & Automatic Aid Given: 6 calls

# Southern Manatee Fire & Rescue

## Operations Division

### Monthly Shift Activities Report

Month: September 2015

Shift: A - B - C

Battalion Chiefs: Gould Blanco Smith

	A-shift	B-shift	C-shift	<u>Total</u>
<b>HYDRANTS:</b>				
Flowed	17	35	2	54
Painted	0	0	0	0
Retested	0	0	0	0
Markers Placed	0	0	0	0
<b>TACTICAL SURVEYS:</b>				
New	0	0	0	0
Revised	0	1	6	7
<b>FIRE ALARM FOLLOW-UPS:</b>				
	3	5	9	17
<b>PUB ED PROGRAMS:</b>				
	0	1	2	3
<b>SMOKE DETECTORS INSTALLED:</b>				
	0	0	2	2
<b>EMPLOYEE EVALUATIONS:</b>				
	2	0	0	2
<b>SKILL EVALUATIONS:</b>				
	0	0	0	0
<b>RIDER/DRIVER CERT:</b>				
	0	2	3	5

### RIDER / DRIVER CERTS

<u>Date</u>	<u>Name</u>	<u>Type</u>	<u>Unit</u>
9/2/2015	Proll	Rider	E-15
9/17/2015	Murphy	Rider	E15
9/17/2015	Murphy	Rider	E-14
9/19/2015	Jordan Velazquez	Rider	E-14
9/19/2015	Jordan Velazquez	Rider	E-15

### SKILL EVALUATIONS

<u>Date</u>	<u>Name</u>	<u>Test</u>
-------------	-------------	-------------

### EMPLOYEE EVALUATIONS

<u>Date</u>	<u>Name</u>
9/25/2015	Justin Markey
9/9/2015	Burghdurf

### SPECIAL PROJECTS / ASSIGNMENTS

<u>Name</u>	<u>Project</u>	<u>Hours</u>
Hollins	Group Fitness	4
Hollins	Sewing	2
Garcia	Water Rescue	2
Garcia	Car seats	15
Garcia	Safe Kids	2
Garcia	Honor Guard	8
Tumolo	SCBA masks	4
Morgan	SCBA	5
Anderson	Hydrants	8
Keusch	Report Writing	6
Keusch	Weight Equipment	3
Kaliher	Tacticals	40
Kaliher	Car Seats	1
Pratt	Thermals	1
Pratt	Hydrant Tags	1
Wojcik	Honor Guard	4
Wojcik	CISM	2
Wojcik	Car Seats	2
Sigfrid	Saws	1
Bonds	Maps	20
Bonds	Flow Equipment	3
Weissman	Hurst Equipment	6
McGinley	Fuel logs	0
Mc Ginley	Vol Association	2
Ramer	Air chisels	1
Questionati	Detection	10
Pietsch	Fans	1
Carpenter	Tool Boxes	1
Bennett	Cones & Vests	2
Hodges	Lock out kits	1
Saxman	Cascade Unit	2



Chevalier	Sara Title III	1
Hylwa	Nozzles	6
DeHart	Cribbing	1
Perry	FTO	25
McMullen	Safety Committee	0.5
Perry	Golf Tournament	3
Moore	Equipment Book	10
Connor	FirePro	30
Connor	Telestaff	6
Connor	Payroll / Staffing	10
Connor	Accountability	0.5
Connor	August BOC EOM Report	5
Godden	Hose	4
Sedgley	Car seats	0.5
Godden/Geiser	Vol. Association	18
Foss	Run Reports	10
St 1 Crew	Hazmat	22
Gould	Haz Mat	30
Duquette	Group fitness	2
Gatanis	Web page	22
Gatanis	Videos	28
Burton	Safety Gear	6
Moonen	Golf Tournament	10
Lambert	Inventory	30
Lambert	Safety Committee	5
Naples	Radios	15
McKeaver	Extractor	4
Eldridge	Extinguishers	2
Lucas	Hosebed Covers	4
Ryder	Apparatus	10
Hauck	Run Reports	8
Burnett	Safety	12
DAgostino	Uniforms	10
Gibson	Uniforms	4
Gibson	Bumper Guide Flag Post	0
Ely	Foam	1
Sperko	Fitness Coordinator	2
Snider	Co Fitness Coordinator	0
Snider	Medical Supplies	1
Ranney	AED	3
Ranney	Support Trailer	1
Smith	Truck Checks	4
Daughtrey	No-Smokes	1
Daughtrey	Apparatus Tires	3
Hodges	Ground Ladders	1
Hodges	Car Seat	2
Thayer	B-Shift FTO	12
Thayer	Eye & Ear Protection	2
Bloski	Hazmat Training	72

### Public Education Programs

<u>Date</u>	<u>Program</u>	<u>Location</u>	<u># of people</u>
9/26/2015	Truck Show	Home Depot 5475 Univ. Pkwy.	50+
9/29/2015	Safety class	Station 1	18
9/19/2015	Truck Show	Culvers 2605 University PKWY	50+

### Smoke Detector Installations

<u>Date</u>	<u>Address</u>	<u>Blitz</u>	<u>On call</u>	<u>FPB Request</u>
9/17/2015	2900 6 St E		x	
9/26/2015	6515 15th St E F5		x	

### Fire Alarm Follow up

<u>Date</u>	<u>Address</u>	<u>Hours</u>	<u>Completed Y/N</u>
9/8/2015	358 34 Ave Dr E	0.25	N
9/8/2015	2303 1 St E	0.25	N
9/14/2015	3715 1 St E	0.25	N
9/23/2015	2100 47 Terr E	0.25	N
9/2/2015	2280 Trailmate Dr	0.25	N
9/17/2015	6791 Whitfield Ind Ave	0.25	N
9/20/2015	8108 Cooper Creek Blvd	0.25	N
9/29/2015	2020 26 Ave E	0.25	N
9/29/2015	1055 301 Blvd E	0.25	Y
9/21/2015	2020 26 Ave. E.	0.5	N
9/9/2015	8417 Cooper Creek	0.5	N
9/21/2015	8101 Cooper Creek	0.5	N
9/7/2015	8441 Cooper Creek Blvd	0.25	Y
9/22/2015	8101 Cooper Creek	0.25	N
9/11/2015	3715 1 St E	0.25	N
9/4/2015	6212 29 St E	0.25	Y
9/16/2015	6628 26 CT E	0.25	N

# Comparison of Yearly Calls by Station and Month

## YEARLY CALLS BY MONTH - 2015

	Station 1	Station 2	Station 3	Station 4	Station 5	Monthly	YTD Total
January	172	95	62	68	38	<b>435</b>	435
February	155	125	53	76	61	<b>470</b>	905
March	161	124	71	68	56	<b>480</b>	1385
April	140	100	69	64	55	<b>428</b>	1813
May	172	109	66	80	35	<b>462</b>	2275
June	127	106	60	64	42	<b>399</b>	2674
July	179	118	51	66	37	<b>451</b>	3125
August	143	106	63	67	45	<b>424</b>	3549
September	162	118	56	61	31	<b>428</b>	3977
October							
November							
December							
						<b>Grand Total</b>	
<b>Total</b>	<b>1411</b>	<b>1001</b>	<b>551</b>	<b>614</b>	<b>400</b>	<b>3977</b>	

## YEARLY CALLS BY MONTH - 2014

	Station 1	Station 2	Station 3	Station 4	Station 5	Monthly	YTD Total
January	151	107	63	45	50	<b>416</b>	416
February	140	97	59	58	33	<b>387</b>	803
March	143	124	68	54	29	<b>418</b>	1221
April	127	123	57	54	33	<b>394</b>	1615
May	150	108	64	53	37	<b>412</b>	2027
June	144	84	57	50	28	<b>363</b>	2390
July	129	94	54	52	32	<b>361</b>	2751
August	153	102	61	54	35	<b>405</b>	3156
September	135	88	73	59	31	<b>386</b>	3542
October	145	104	51	51	24	<b>375</b>	3917
November	163	102	60	50	55	<b>430</b>	4347
December	174	109	79	69	39	<b>470</b>	4817
						<b>Grand Total</b>	
<b>Total</b>	<b>1754</b>	<b>1242</b>	<b>746</b>	<b>649</b>	<b>426</b>	<b>4817</b>	