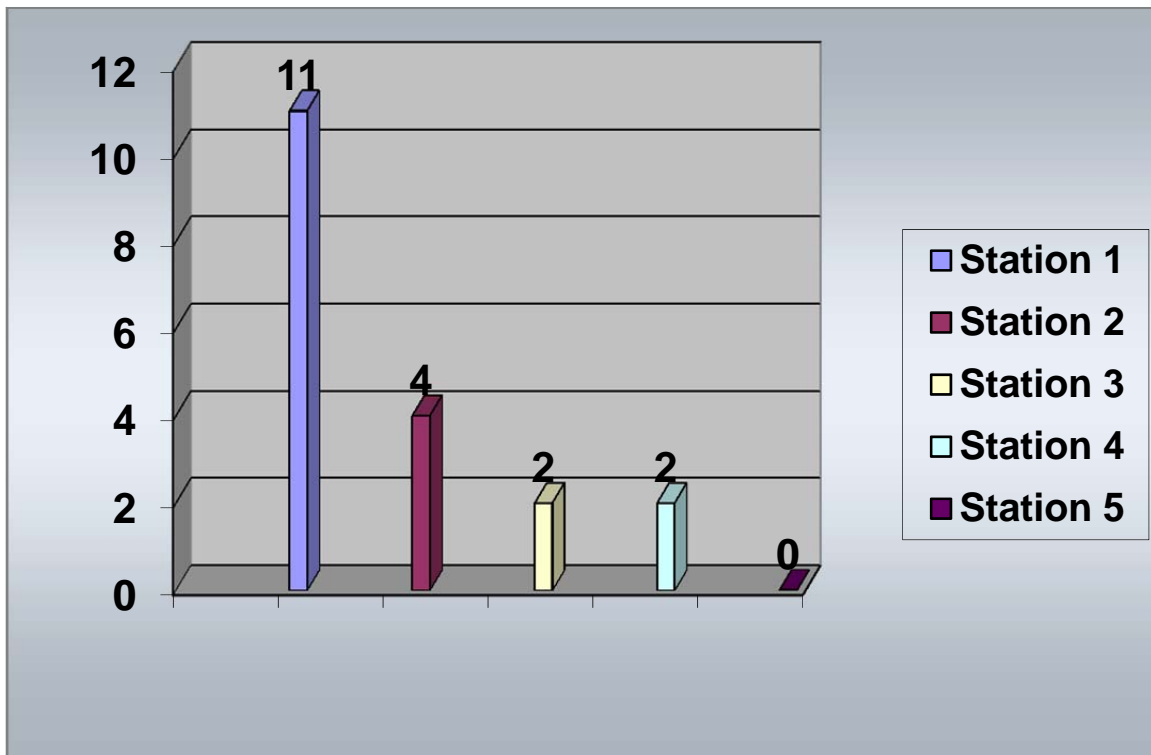


Overdose Calls by Station

August 2015



Station 1 Station 2 Station 3 Station 4 Station 5

11

4

2

2

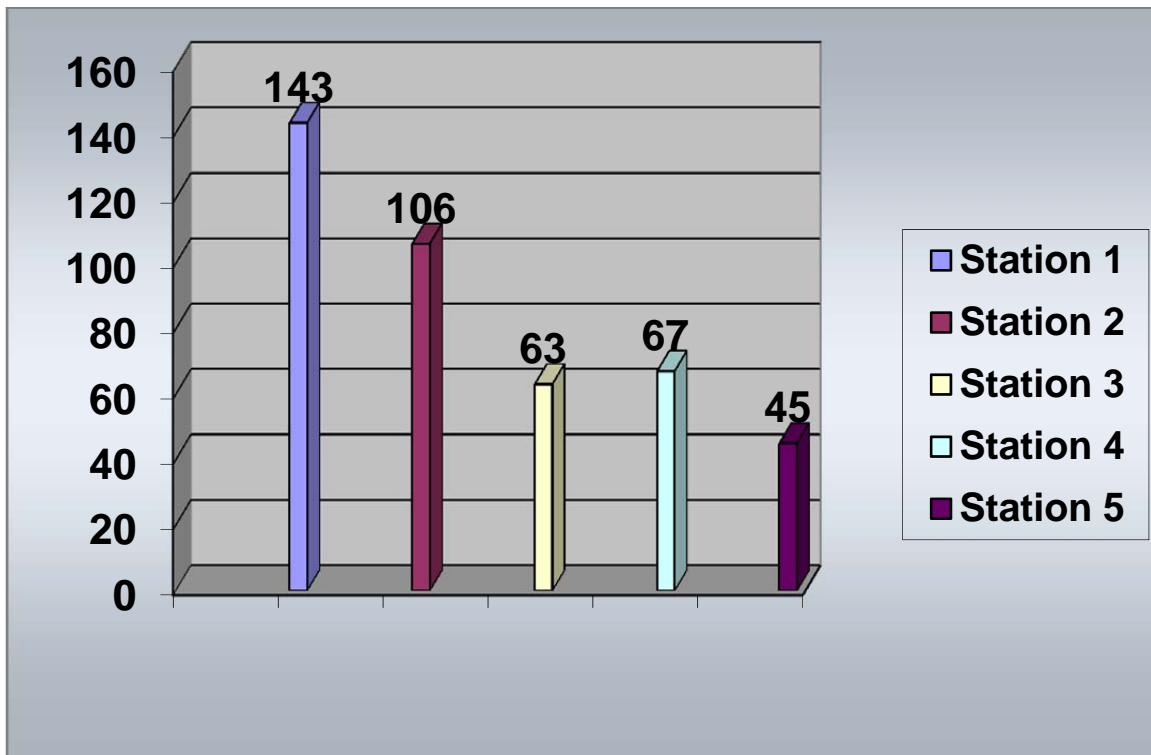
0

Total Overdose Calls for August 2015

19

Calls by Station

August 2015



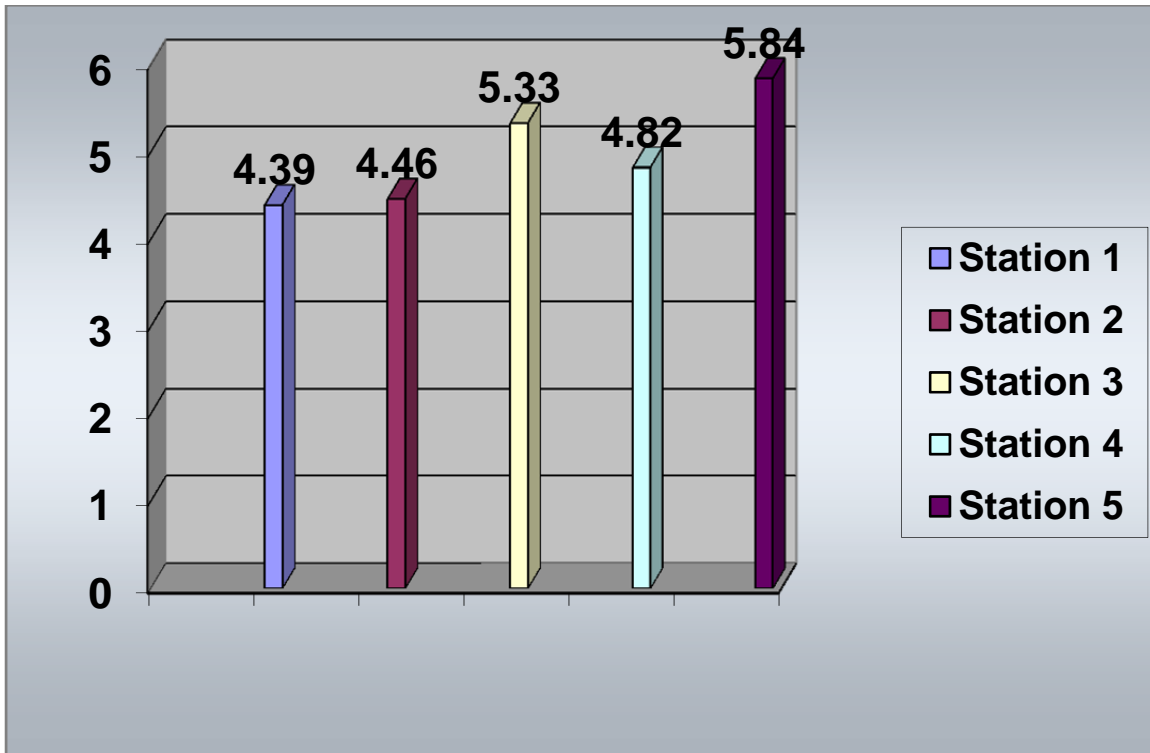
<i>Station 1</i>	<i>Station 2</i>	<i>Station 3</i>	<i>Station 4</i>	<i>Station 5</i>
143	106	63	67	45

Total Calls for August 2015

424

Response Times by Station In Minutes

August 2015



Station 1 Station 2 Station 3 Station 4 Station 5

4.39

4.46

5.33

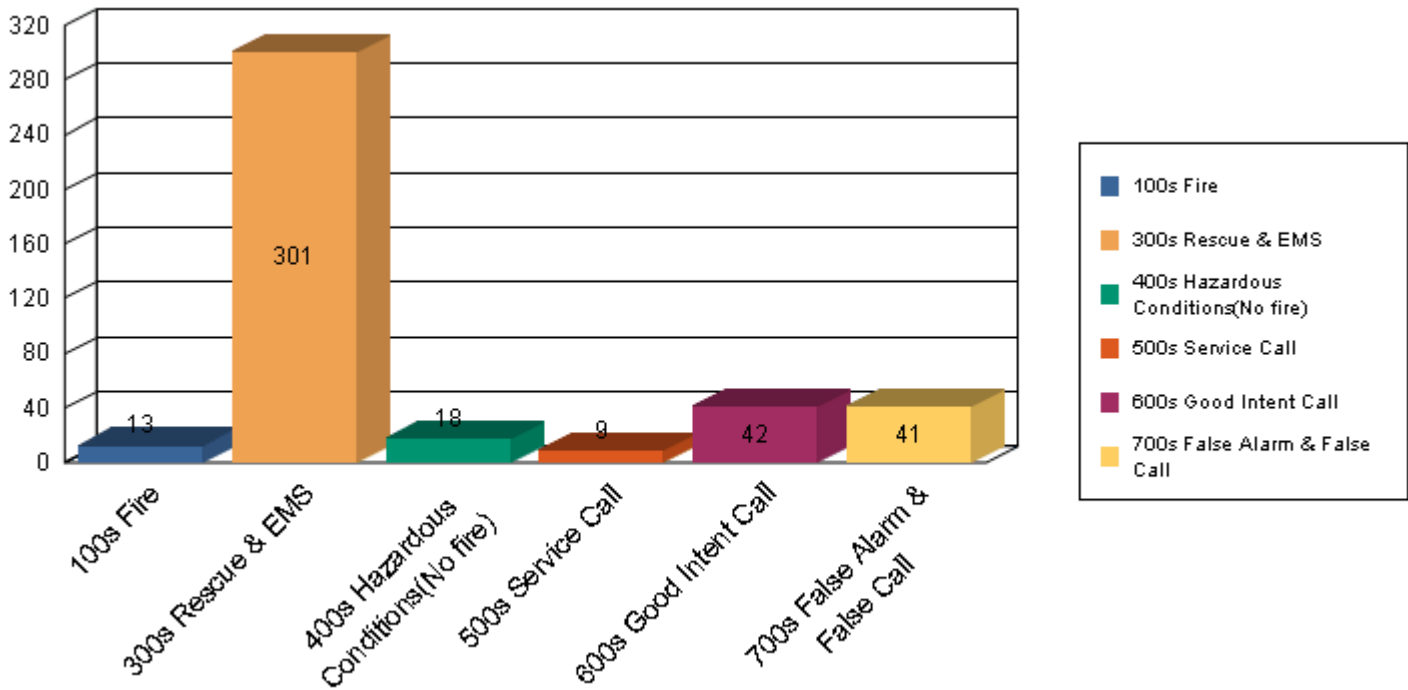
4.82

5.84

Total Average Response Time for August 2015

4.80 Minutes

August 2015



Graphed Items are sorted by Incident Type

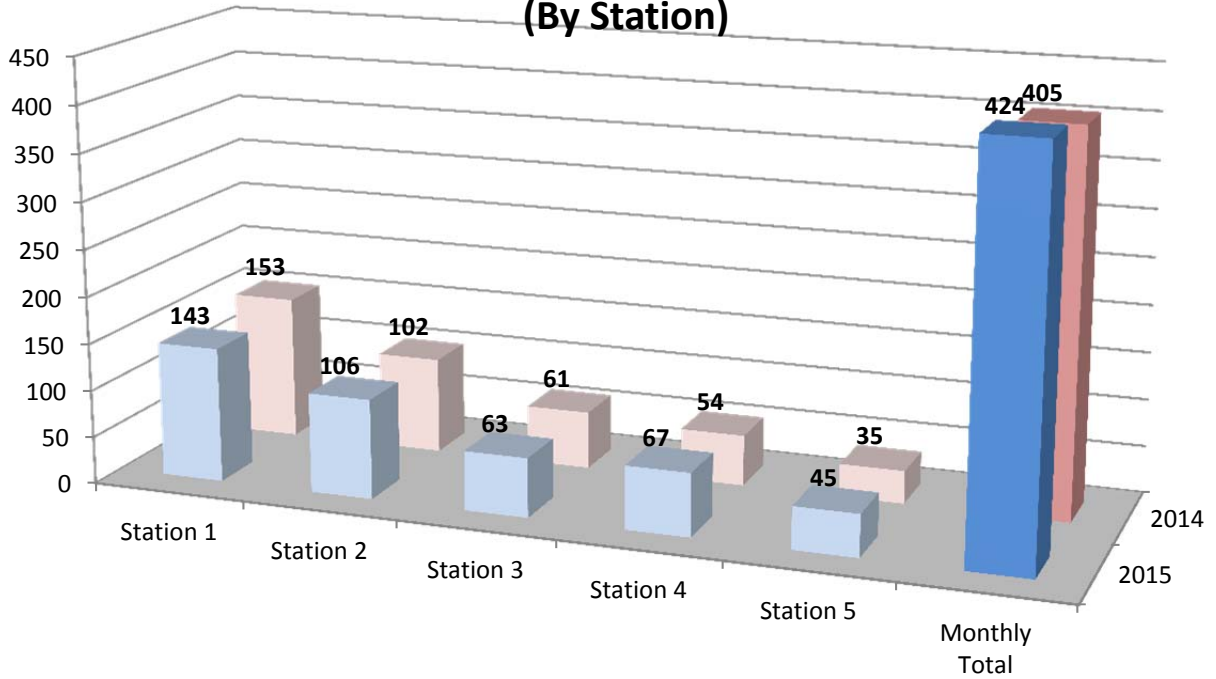
Type Of Incident:	Total Of Incidents:	Percentage Value:
100 Series-Fire	13	3.07%
300 Series-Rescue & EMS	301	70.99%
400 Series-Hazardous Conditions(No fire)	18	4.25%
500 Series-Service Call	9	2.12%
600 Series-Good Intent Call	42	9.91%
700 Series-False Alarm & False Call	41	9.67%

Grand Total: 424

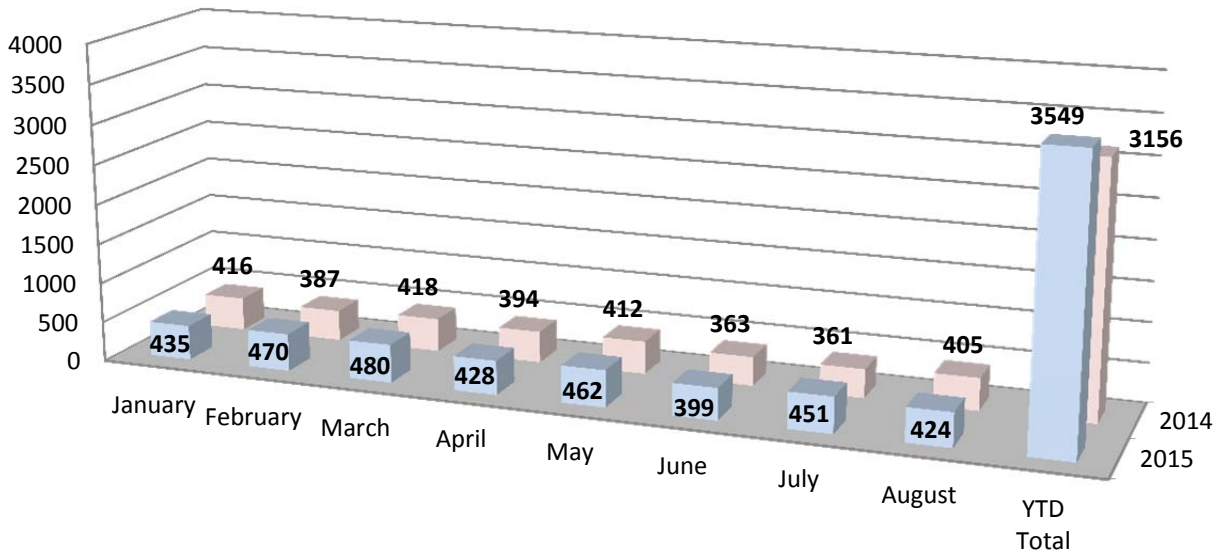
Type Of Incident Most Frequent: 300 Series-Rescue & EMS

Print Date: 9/3/2015

August 2014/2015 Call Volume Comparison (By Station)



YTD 2014/2015 Call Volume Comparison (District)



SOUTHERN MANATEE FIRE & RESCUE DISTRICT

OPERATIONS DIVISION

Monthly Activities Report for: August 2015

EMERGENCY INCIDENT RESPONSES	MONTH	2015 Totals
<u><i>Type of Call</i></u>		
100 Series - Fire	13	146
* <i>Structure Fire</i>	6	
* <i>Vehicle Fire</i>	2	
* <i>Brush Fire</i>	1	
* <i>Other Fire</i>	4	
200 Series - Explosion	0	4
300 Series - Rescue & EMS	301	2,587
* <i>EMS</i>	249	
* <i>Rescue</i>	52	
400 Series - Hazardous Conditions (No fire)	18	112
500 Series - Service Call	9	84
600 Series - Good Intent Calls	42	259
700 Series - False Alarm & False Call	41	352
800 Series - Severe Weather & Natural Disasters	0	4
900 Series - Special Type	0	1
	424	3,549
 Total Calls - 2014	 405	 3,156
Percentage Increase/Decrease 2014 to 2015	4.7%	12.5%
 Average Responses Per Day	 13.7	 14.6
 Value of Property Saved	 \$1,163,954	 \$20,204,317
 Fire Loss - 2015	 \$129,704	 \$1,294,942
Fire Loss - 2014	\$26,228	\$497,721
Percentage Increase/Decrease 2014 to 2015	394.5%	160.2%

*Mutual & Automatic Aid Received: 5 calls

*Mutual & Automatic Aid Given: 10 calls

Southern Manatee Fire & Rescue

Operations Division

Monthly Shift Activities Report

Month: August 2015

Shift: A - B - C

Battalion Chiefs: Gould Blanco Smith

TOTAL RUNS FOR YOUR SHIFT:

	A-shift	B-shift	C-shift	<u>Total</u>
HYDRANTS:				
Flowed	0	22	0	22
Painted	0	1	0	1
Retested	0	0	0	0
Markers Placed	0	8	0	8
TACTICAL SURVEYS:				
New	0	1	2	3
Revised	0	1	1	2
FIRE ALARM SYTEM TEST:				
	0	0	0	0
FIRE SPRINKLER TEST:				
	0	0	0	0
FIRE ALARM FOLLOW-UPS:				
	5	6	3	14
PUB ED PROGRAMS:				
	0	0	0	0
SMOKE DETECTORS INSTALLED:				
	0	1	0	1
EMPLOYEE EVALUATIONS:				
	0	1	0	1
SKILL EVALUATIONS:				
	0	1	0	1
RIDER/DRIVER CERT:				
	2	12	0	14

RIDER / DRIVER CERTS

<u>Date</u>	<u>Name</u>	<u>Type</u>	<u>Unit</u>
8/1/2015	Ranney	Drivers	Hazmat 1
8/1/2015	Ely	Drivers	Hazmat 1
8/1/2015	Sperko	Drivers	Hazmat 1
8/1/2015	Velazquez	Drivers	Hazmat 1
8/1/2015	Naples	Drivers	Hazmat 1
8/5/2015	Ross	Drivers	Hazmat 1
8/5/2015	Pierce	Drivers	Hazmat 1
8/5/2015	Ryder	Drivers	Hazmat 1
8/5/2015	Hauck	Drivers	Hazmat 1
8/5/2015	Burnett	Drivers	Hazmat 1
8/26/2015	Proll	Rider	E-12
8/26/2015	Asfur	Rider	E-12

SKILL EVALUATIONS

<u>Date</u>	<u>Name</u>	<u>Test</u>
8/26/2015	Proll	4th Class Practical Promotional Test

EMPLOYEE EVALUATIONS

<u>Date</u>	<u>Name</u>
8/17/2015	Velazquez 2 Month Probationary Evaluation

SPECIAL PROJECTS / ASSIGNMENTS

<u>Name</u>	<u>Project</u>	<u>Hours</u>
Pierce	Medical	2
Dagostino	Uniforms	10
Hodges	Ground Ladders	1
Hodges	Car Seat Install	1
Daughtrey	Apparatus Tires	2
Daughtrey	No Smoke Systems	2
Reisdorf	Gated Intakes	0
Thayer	B-Shift FTO	15
Ely	Foam	2
Smith	Truck Checks	10
Sperko	Fitness Coordinator	4
Snider	Medical Supplies	4
Ranney	AED Program	6
Gibson	Uniforms	4
Ryder	Apparatus Maintenance	15
Hauck	Run Reports	10
Burnett	Safety Committee	12
Wernet	Hand Tools	2
Eldridge	Extinguishers	2
Pierce	Medical supplies	4
Lucas	Hose bed covers	4
McKeaver	Extractors	1
Naples	Radios	10
Bloski	Hazmat Training Officer	60

Station 1 Crews	Hazmat 1 construction	53
Chevalier	Sara Title III	1
Dehart	Cribbing	2
Hylwa	Nozzles	6
Station 1	Misc Hazmat (HM1 in service)	70
Connor	July BOC EOM Report	4
Connor	Staffing/Payroll	10
Connor	FirePro	5
White	Flashlights	1
Godden	Hose	6
Sedgley	Airbags	4
Foss	Run Reports	10
Godden / Geiser	Volunteer Association	6
Burton	Safety Gear	10
Moonen	Volunteer Association Golf Tournament	12
Perry	Forcible Entry Training	16
Perry	FTO	15
Mcmullen	Safety Committee	2
Moore	Equipment Book	2
Lambert	Inventory Asset	30
Lambert	Safety Committee	4
Lambert	Rope Rescue	1
Gatanis	Website	10
Gould	Haz Mat	30
Hollins	Group Fitness	4
Hollins	Sewing	4
Garcia	Car seats	3
Garcia	Safe Kids	1
Garcia	Honor Guard	7
Tumolo	SCBA masks	6
Morgan	SCBA	2
Anderson	Hydrants	12
Keusch	Report Writing	6
Keusch	Weight Equipment	4
Kaliher	Tacticals	15
Kaliher	Car Seats	1
Pratt	Hydrant Tags	1
Pratt	Thermal Imagers	10
Wojcik	Honor Guard	7
Wojcik	Car Seats	1
Sigfrid	Saws	1
Kaliher	FTO	30
Bonds	Maps	15
Bonds	Flow Equipment	4
Weissman	Hurst Equipment	8
McGinley	Fuel logs	4
Ramer	Air chisels	1
Questionati	Detection	12
Pietsch	Fans	1
Carpenter	Tool Boxes	1
Bennett	Cones & Vests	1
Hodges	Lock out kits	6

Hodges	Safety Committee	8
Station 1 Crew	Hazmat 1	24
Saxman	Cascade Unit	4

Smoke Detector Installations

<u>Date</u>	<u>Address</u>	<u>Blitz</u>	<u>On call</u>	<u>FPB Request</u>
8/23/2015	2904 54 Dr E		X	

Fire Alarm and Sprinkler Tests

<u>Date</u>	<u>Address</u>	<u>Fire Alarm</u>	<u>Sprinkler</u>
-------------	----------------	-------------------	------------------

Fire Drills

<u>Date</u>	<u>OIC</u>	<u>Hours</u>	<u>School</u>
-------------	------------	--------------	---------------

Fire Alarm Follow up

<u>Date</u>	<u>Address</u>	<u>Hours</u>	<u>Completed Y/N</u>
8/11/2015	4705 Sand Trap St Cir	0.25	Y
8/20/2015	5251 University Pkwy	0.25	N
8/8/2015	8441 Cooper Creek Blvd	0.25	N
8/29/2015	6301 15 St E	0.25	Y
8/29/2015	5627 9 St E	0.25	Y
8/17/2015	5251 University Pkwy	0.25	N
8/7/2015	1707 15 St. E.	0.5	Y
8/31/2015	8424 Florida ST	0.5	Y
8/10/2015	3501 1 St. E.	0.5	N
8/10/2015	3581 1 St. E,	0.5	N
8/20/2015	5251 University Parkway	0.5	N
8/21/2015	1055 301 Blvd	0.25	Y
8/15/2015	8210 Tourist Center Drive	0.25	Y
8/18/2015	5251 University Parkway	0.25	N

Comparison of Yearly Calls by Station and Month

YEARLY CALLS BY MONTH - 2015

	Station 1	Station 2	Station 3	Station 4	Station 5	Monthly	YTD Total
January	172	95	62	68	38	435	435
February	155	125	53	76	61	470	905
March	161	124	71	68	56	480	1385
April	140	100	69	64	55	428	1813
May	172	109	66	80	35	462	2275
June	127	106	60	64	42	399	2674
July	179	118	51	66	37	451	3125
August	143	106	63	67	45	424	3549
September							
October							
November							
December							
						Grand Total	
Total	1249	883	495	553	369	3549	

YEARLY CALLS BY MONTH - 2014

	Station 1	Station 2	Station 3	Station 4	Station 5	Monthly	YTD Total
January	151	107	63	45	50	416	416
February	140	97	59	58	33	387	803
March	143	124	68	54	29	418	1221
April	127	123	57	54	33	394	1615
May	150	108	64	53	37	412	2027
June	144	84	57	50	28	363	2390
July	129	94	54	52	32	361	2751
August	153	102	61	54	35	405	3156
September	135	88	73	59	31	386	3542
October	145	104	51	51	24	375	3917
November	163	102	60	50	55	430	4347
December	174	109	79	69	39	470	4817
						Grand Total	
Total	1754	1242	746	649	426	4817	