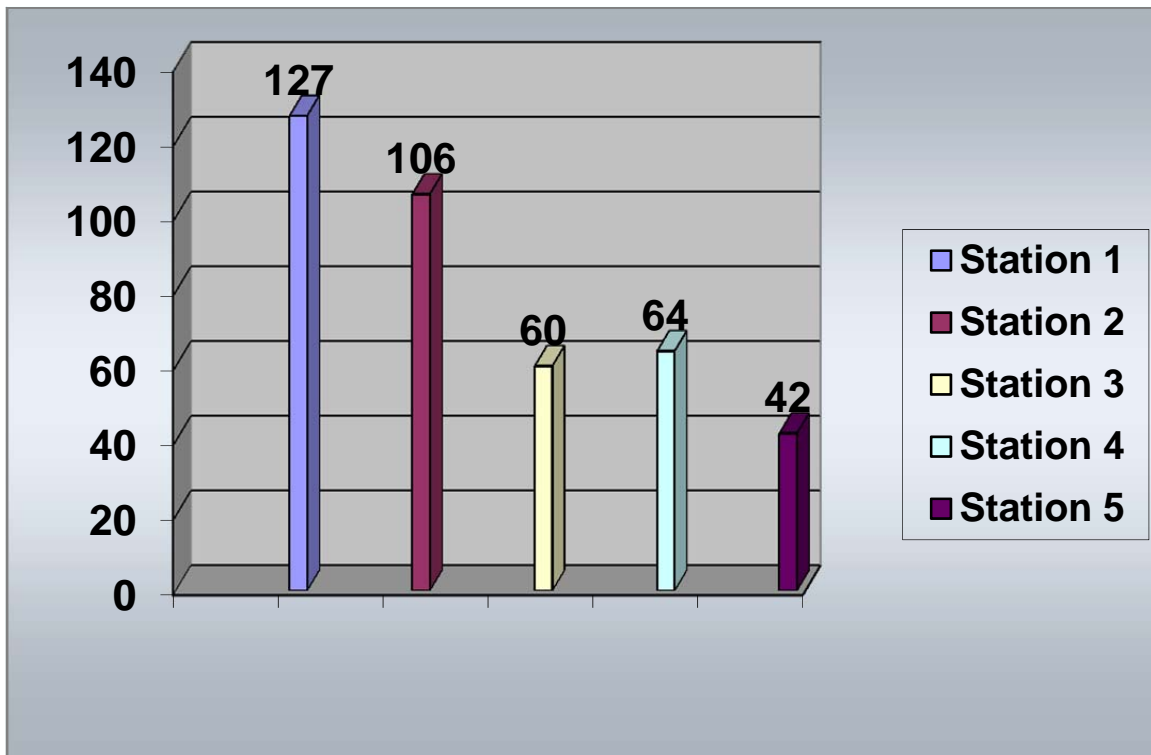


# Calls by Station

*June 2015*



*Station 1   Station 2   Station 3   Station 4   Station 5*

*127*

*106*

*60*

*64*

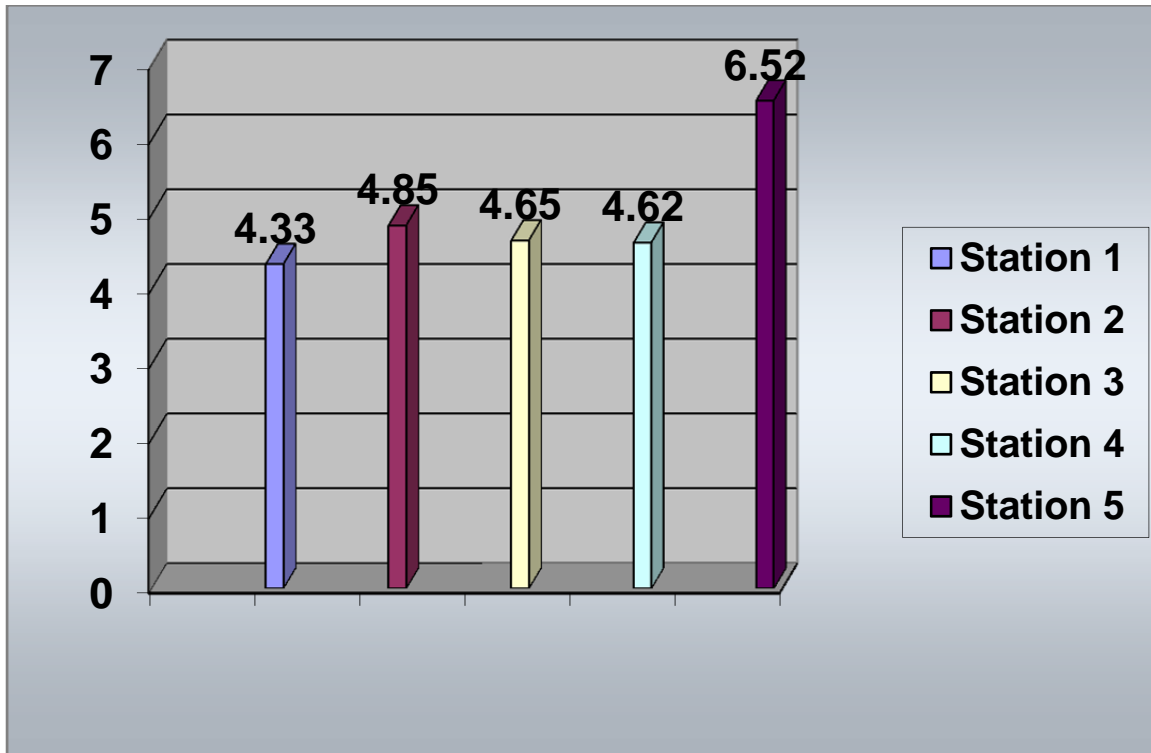
*42*

*Total Calls for June 2015*

*399*

# Response Times by Station In Minutes

*June 2015*



*Station 1   Station 2   Station 3   Station 4   Station 5*

4.33

4.85

4.66

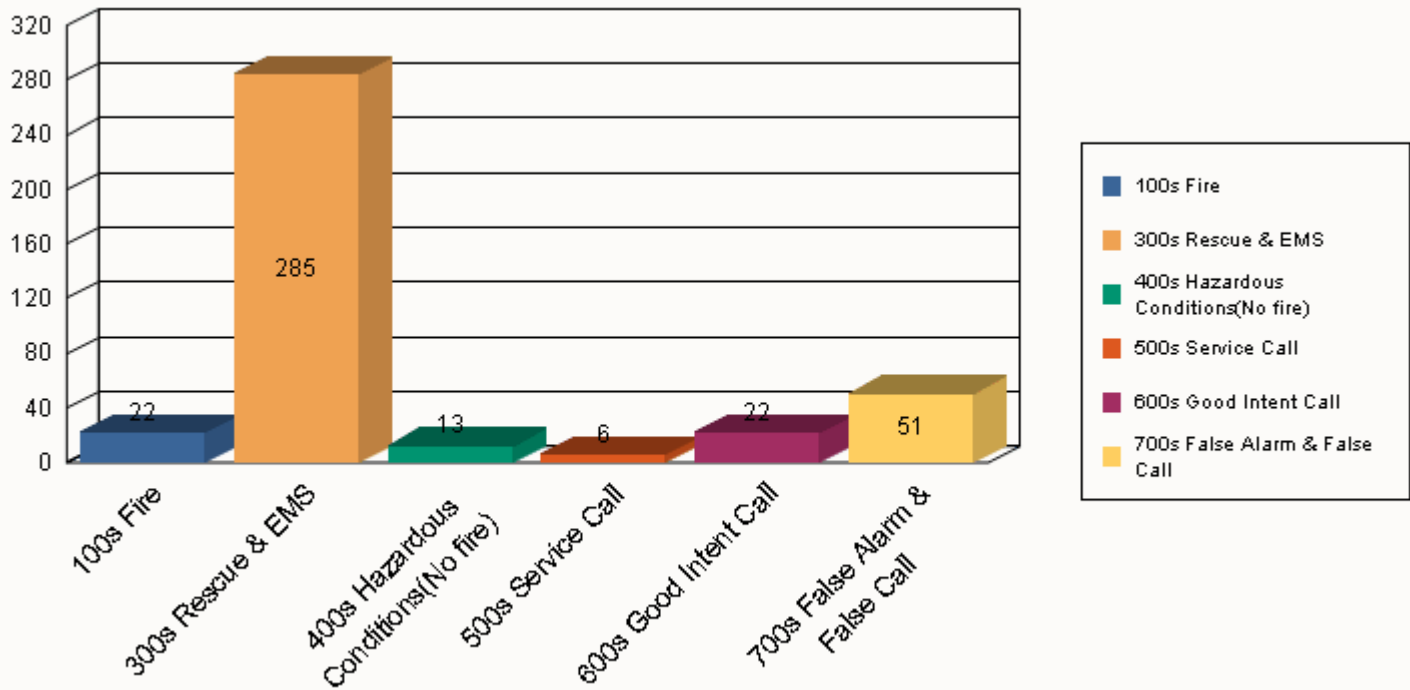
4.62

6.52

*Total Average Response Time for June 2015*

**4.77 Minutes**

June 2015



Graphed Items are sorted by Incident Type

**Type Of Incident:**

**Total Of Incidents:**

**Percentage Value:**

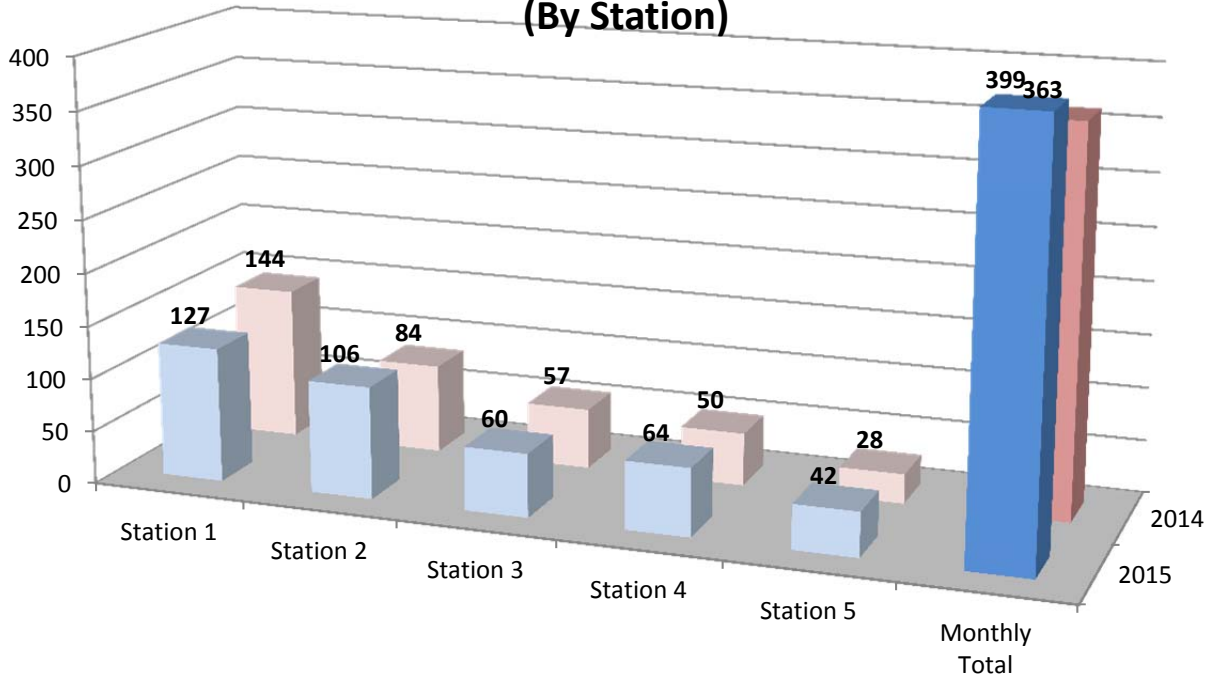
100 Series-Fire	22	5.51%
300 Series-Rescue & EMS	285	71.43%
400 Series-Hazardous Conditions(No fire)	13	3.26%
500 Series-Service Call	6	1.50%
600 Series-Good Intent Call	22	5.51%
700 Series-False Alarm & False Call	51	12.78%

**Grand Total:** 399

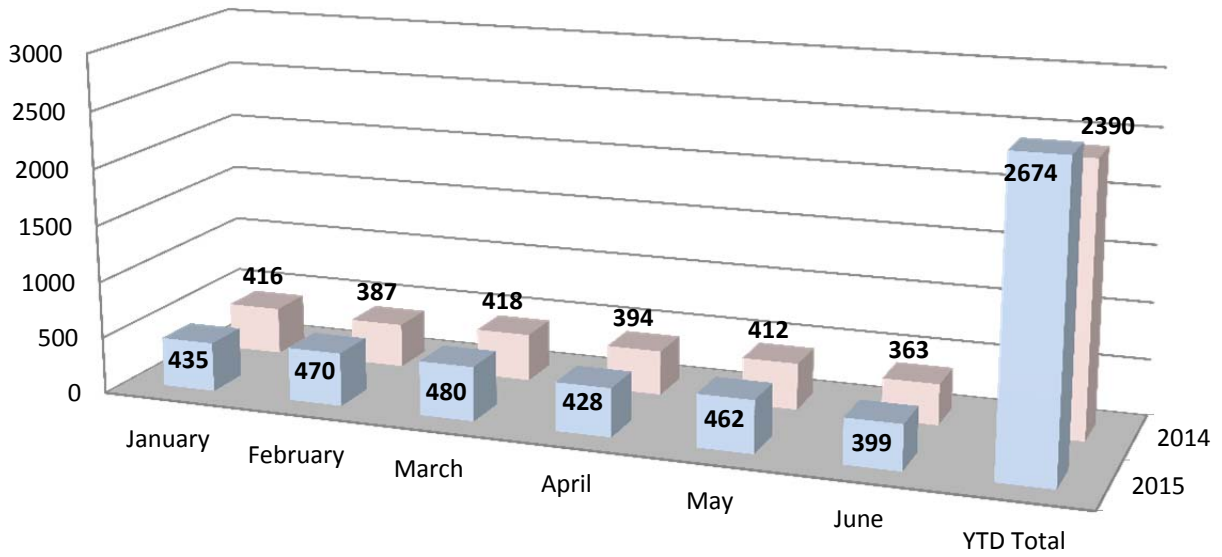
**Type Of Incident Most Frequent:** 300 Series-Rescue & EMS

Print Date: 7/5/2015

### June 2014/2015 Call Volume Comparison (By Station)



### YTD 2014/2015 Call Volume Comparison (District)



# SOUTHERN MANATEE FIRE & RESCUE DISTRICT

## OPERATIONS DIVISION

Monthly Activities Report for: June 2015

EMERGENCY INCIDENT RESPONSES	MONTH	2015 Totals
<u><i>Type of Call</i></u>		
100 Series - Fire	22	118
* <i>Structure Fire</i>	10	
* <i>Vehicle Fire</i>	4	
* <i>Brush Fire</i>	3	
* <i>Other Fire</i>	5	
200 Series - Explosion	0	4
300 Series - Rescue & EMS	285	1,978
* <i>EMS</i>	237	
* <i>Rescue</i>	48	
400 Series - Hazardous Conditions (No fire)	13	73
500 Series - Service Call	6	62
600 Series - Good Intent Calls	22	177
700 Series - False Alarm & False Call	51	257
800 Series - Severe Weather & Natural Disasters	0	4
900 Series - Special Type	0	1
	<b>399</b>	<b>2,674</b>
 Total Calls - 2014	 363	 2,390
Percentage Increase/Decrease 2014 to 2015	9.9%	11.9%
 Average Responses Per Day	 13.3	 14.8
 <b>Value of Property Saved</b>	 <b>\$1,015,650</b>	 <b>\$18,850,584</b>
 <b>Fire Loss - 2015</b>	 <b>\$156,502</b>	 <b>\$1,025,736</b>
Fire Loss - 2014	\$42,664	\$409,540
Percentage Increase/Decrease 2014 to 2015	266.8%	150.5%

\*Mutual & Automatic Aid Received: 3 calls

\*Mutual & Automatic Aid Given: 5 calls

# Southern Manatee Fire & Rescue

## Operations Division

### Monthly Shift Activities Report

Month: June 2015 Shift: A - B - C  
Battalion Chiefs: Gould Blanco Smith

	A-shift	B-shift	C-shift	<u>Total</u>
<b>HYDRANTS:</b>				
Flowed	0	69	15	84
Painted	0	0	5	5
Retested	0	0	0	0
Markers Placed	0	0	5	5
<b>TACTICAL SURVEYS:</b>				
New	2	5	7	14
Revised	5	2	2	9
<b>FIRE ALARM FOLLOW-UPS:</b>				
	3	16	6	25
<b>PUB ED PROGRAMS:</b>				
	2	1	0	3
<b>SMOKE DETECTORS INSTALLED:</b>				
	0	2	1	3
<b>EMPLOYEE EVALUATIONS:</b>				
	0	1	0	1
<b>SKILL EVALUATIONS:</b>				
	15	5	0	20
<b>RIDER/DRIVER CERT:</b>				
	0	0	0	0

### RIDER / DRIVER CERTS

<u>Date</u>	<u>Name</u>	<u>Type</u>	<u>Unit</u>
-------------	-------------	-------------	-------------

### EMPLOYEE EVALUATIONS

<u>Date</u>	<u>Name</u>
6/27/2015	Jordan Velazquez 2 Month Probationary Evaluation

## **SKILL EVALUATIONS**

<b><u>Date</u></b>	<b><u>Name</u></b>	<b><u>Test</u></b>
6/23/2015	Murphy	Water Supply
6/23/2015	Murphy	Communications
6/26/2015	Murphy	Ropes & Knots
6/26/2015	Murphy	Hose
6/26/2015	Murphy	Forcible Entry
6/26/2015	Murphy	SCBA
6/26/2015	Murphy	Fire Streams
6/26/2015	Murphy	Rescue
6/26/2015	Murphy	Ground Fires
6/8/2015	Burghdurf	Ropes & Knots, Hose, SCBA
6/14/2015	Burghdurf	Fire Streams, Water Supply, Ground Fires
6/6/2015	Velazquez	Equipment
6/9/2015	Velazquez	Hose Skills
6/27/2015	Velazquez	Communications
6/27/2015	Velazquez	Protection Systems
6/30/2015	Velazquez	Ladders

## **SPECIAL PROJECTS / ASSIGNMENTS**

<b><u>Name</u></b>	<b><u>Project</u></b>	<b><u>Hours</u></b>
Hollins	Group Fitness	6
Hollins	Sewing	6
Garcia	Water Rescue	1
Garcia	Car seats	3
Garcia	Safe Kids	3
Garcia	Honor Guard	1
Tumolo	SCBA masks	6
Bloski	MCHIT Training Officer	54
Morgan	SCBA	3
Pratt	Thermal	15
Anderson	Hydrants	8
Keusch	Report Writing	4
Keusch	Weight Equipment	4
Kaliher	Tacticals	25
Kaliher	Car Seats	1
Kaliher	SEMS II/ Tracker	10
Pratt	Hydrant Tags	1
Wojcik	Car Seats	2
Sigfrid	Saws	2
Bonds	MAPS	8
Bonds	Flow Equipment	3
Weissman	Hurst Equipment	8
McGinley	Fuel logs	2
Mc Ginley	Vol Association	1
Ramer	Air chisels	1
Questionati	Detection	10

Pietsch	Fans	1
Carpenter	Tool Boxes	1
Bennett	Cones & Vests	1
Hodges	Lock out kits	1
Hodges	Safety Committee	5
Saxman	Cascade Unit	2
Perry	FTO	30
Moore	Equipment Book	16
Burton	Safety Gear	6
Connor	FirePro	2
Connor	Telestaff (On duty only)	10
Connor	May BOC EOM Report	4.5
Connor	Payroll / Staffing	10
White	Flashlights	2
Foss	Run Reports	10
Godden	Hose	1
Sedgley	Car Seat Install	1
Sta 1 Crew	Misc. Hazmat (Including E-16)	42.5
Chevalier	Sara Title III	1
Hylwa	Nozzles	6
DeHart	Cribbing	2
Gould	Haz Mat	30
Pierce	Medical	5
Dagostino	Uniforms	10
Hodges	Ground Ladders	1
Daughtrey	Apparatus Tires	3
Reisdorf	Gated Intakes	2
Thayer	B-Shift FTO	12
Ranney	AED Program	5
Ely	Foam	4
Smith	Truck Checks	10
Sperko	Fitness Coordinator	4
Snider	Medical Supplies	4
Gibson	Uniforms	3
Ryder	Apparatus Maintenance	15
Hauck	Run Reports	10
Burnett	Safety Committee	5
Wernet	Hand Tools	2
Eldridge	Extinguishers	3
Pierce	Medical supplies	4
Sean	Hose bed covers	4
McKeaver	Extractors	2
Naples	Radios	2

## **Prevention Activities Completed By Operations Division**

### **Hydrant Flows**

<b><u>Date</u></b>	<b><u>Address</u></b>	<b><u>Name</u></b>	<b><u>Hours</u></b>
6/30/2015	1221 53 Ave	Ranney	2



### Public Education Programs

<u>Date</u>	<u>Program</u>	<u>Location</u>	<u># of people</u>
6/17/2015	Truck Show	4915 53 Av E	75
6/17/2015	Truck Show	2451 Trailmate Drive	15
6/6/2015	Truck Show	Daughtrey Elementary	300

### Smoke Detector Installations

<u>Date</u>	<u>Address</u>	<u>Blitz</u>	<u>On call</u>	<u>FPB Request</u>
6/22/2015	5728 12 St E		X	
6/18/2015	6857 Waggon Wheel Cir.		X	
6/9/2015	204 41 Ave East		X	

### Fire Alarm Follow up

<u>Date</u>	<u>Address</u>	<u>Hours</u>	<u>Completed Y/N</u>
6/1/2015	4515 19 St Ct E	0.25	N
6/4/2015	8211 Tourist Center Dr	0.25	N
6/19/2015	5415 University Parkway	0.25	Y
6/22/2015	8306 Tourist Center Dr	0.25	N
6/1/2015	5328 24 St E	0.25	N
6/25/2015	1003 63 Ave E	0.25	N
6/2/2015	4515 19 St. Ct. E.	0.5	N
6/17/2015	8104 Tuttle Ave	0.25	Y
6/27/2015	5093 Whitfield Ave. E.	0.5	Y
6/3/2015	835 Magellan Dr	0.25	N
6/18/2015	2100 47 Terr	0.25	N
6/18/2015	3500 9 St	0.25	Y
6/3/2015	4507 Vintage Dr	0.25	Y
6/15/2015	2415 University Pky	0.25	Y
6/15/2015	6223 31 St	0.25	Y
6/21/2015	7811 15 St	0.25	N
6/24/2015	6424 13 St Ct	0.25	N
6/3/2015	8211 Tourist Center Dr	0.25	N
6/21/2015	8306 Tourist Center Dr	0.25	N
6/30/2015	8441 Cooper Creek Blvd	0.25	N
6/30/2015	6104 Turnbury Park Dr	0.25	N
6/9/2015	3801 1 Street	0.25	Y
6/12/2015	3801 1 Street	0.25	Y
6/30/2015	833 Magellan Dr	0.25	N
6/30/2015	1755 University Pkwy	0.25	Y

# Comparison of Yearly Calls by Station and Month

## YEARLY CALLS BY MONTH - 2015

	Station 1	Station 2	Station 3	Station 4	Station 5	Monthly	YTD Total
January	172	95	62	68	38	<b>435</b>	435
February	155	125	53	76	61	<b>470</b>	905
March	161	124	71	68	56	<b>480</b>	1385
April	140	100	69	64	55	<b>428</b>	1813
May	172	109	66	80	35	<b>462</b>	2275
June	127	106	60	64	42	<b>399</b>	2674
July							
August							
September							
October							
November							
December							
						<b>Grand Total</b>	
<b>Total</b>	<b>927</b>	<b>659</b>	<b>381</b>	<b>420</b>	<b>287</b>	<b>2674</b>	

## YEARLY CALLS BY MONTH - 2014

	Station 1	Station 2	Station 3	Station 4	Station 5	Monthly	YTD Total
January	151	107	63	45	50	<b>416</b>	416
February	140	97	59	58	33	<b>387</b>	803
March	143	124	68	54	29	<b>418</b>	1221
April	127	123	57	54	33	<b>394</b>	1615
May	150	108	64	53	37	<b>412</b>	2027
June	144	84	57	50	28	<b>363</b>	2390
July	129	94	54	52	32	<b>361</b>	2751
August	153	102	61	54	35	<b>405</b>	3156
September	135	88	73	59	31	<b>386</b>	3542
October	145	104	51	51	24	<b>375</b>	3917
November	163	102	60	50	55	<b>430</b>	4347
December	174	109	79	69	39	<b>470</b>	4817
						<b>Grand Total</b>	
<b>Total</b>	<b>1754</b>	<b>1242</b>	<b>746</b>	<b>649</b>	<b>426</b>	<b>4817</b>	