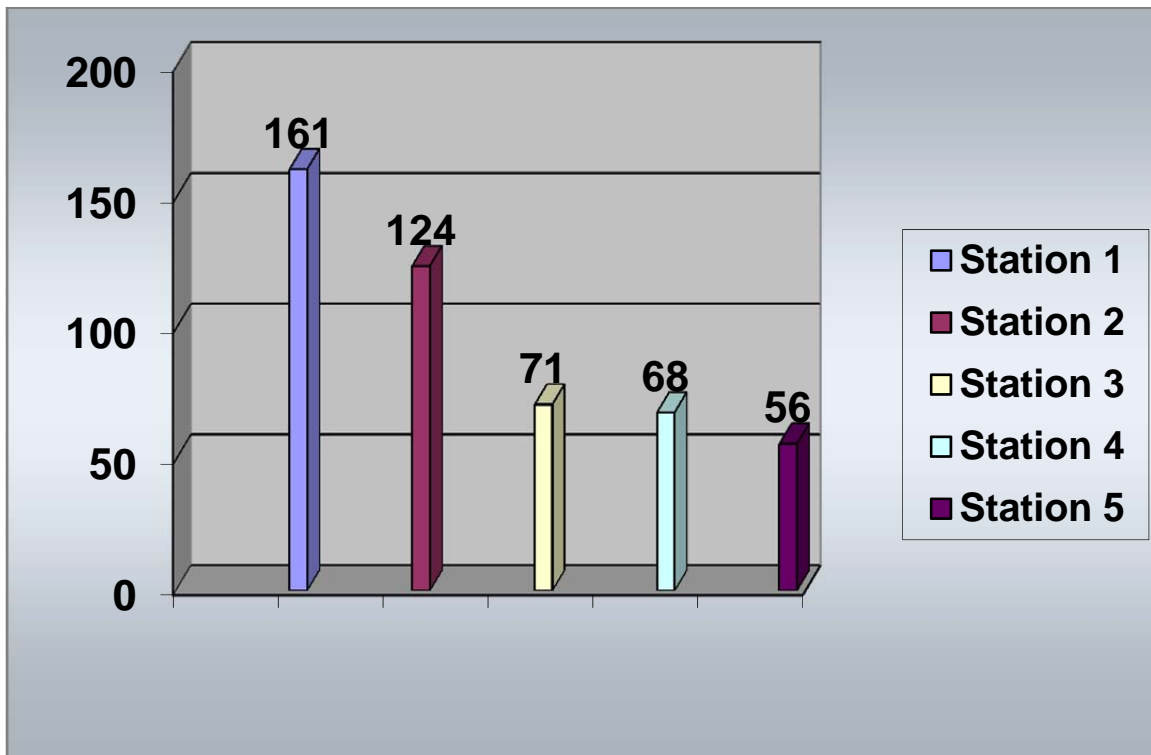


Calls by Station

March 2015



Station 1 Station 2 Station 3 Station 4 Station 5

161

124

71

68

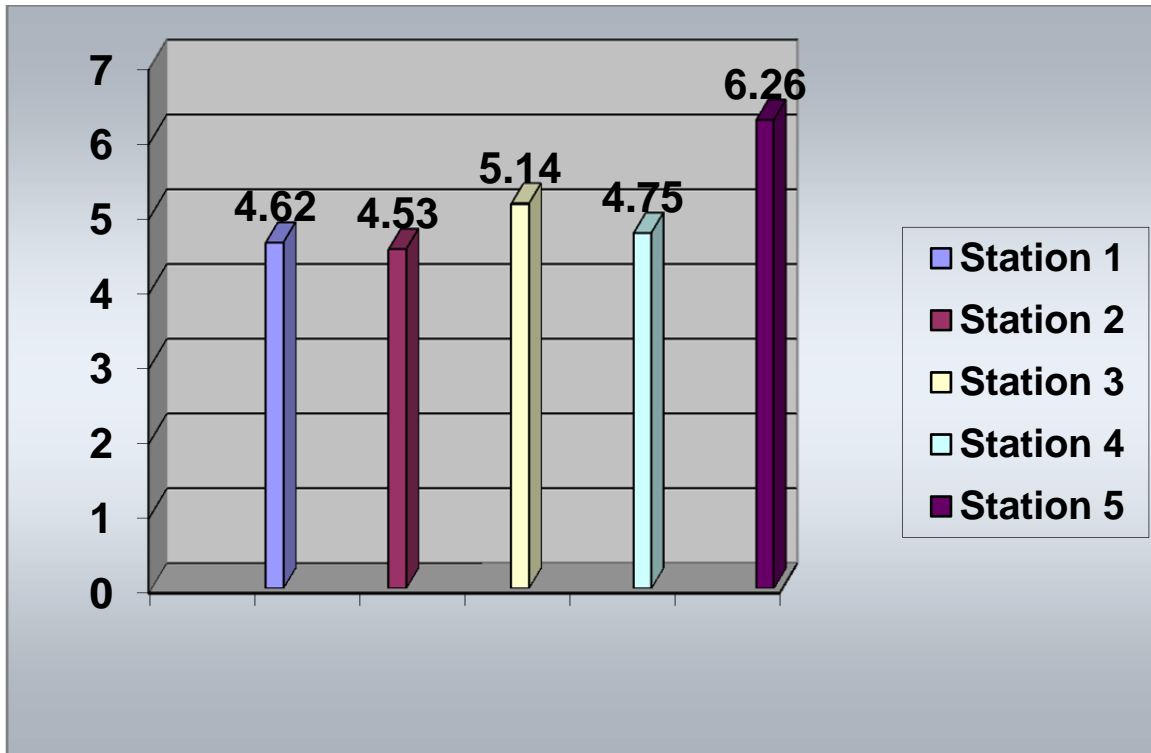
56

Total Calls for March 2015

480

Response Times by Station In Minutes

March 2015



Station 1 Station 2 Station 3 Station 4 Station 5

4.62

4.53

5.14

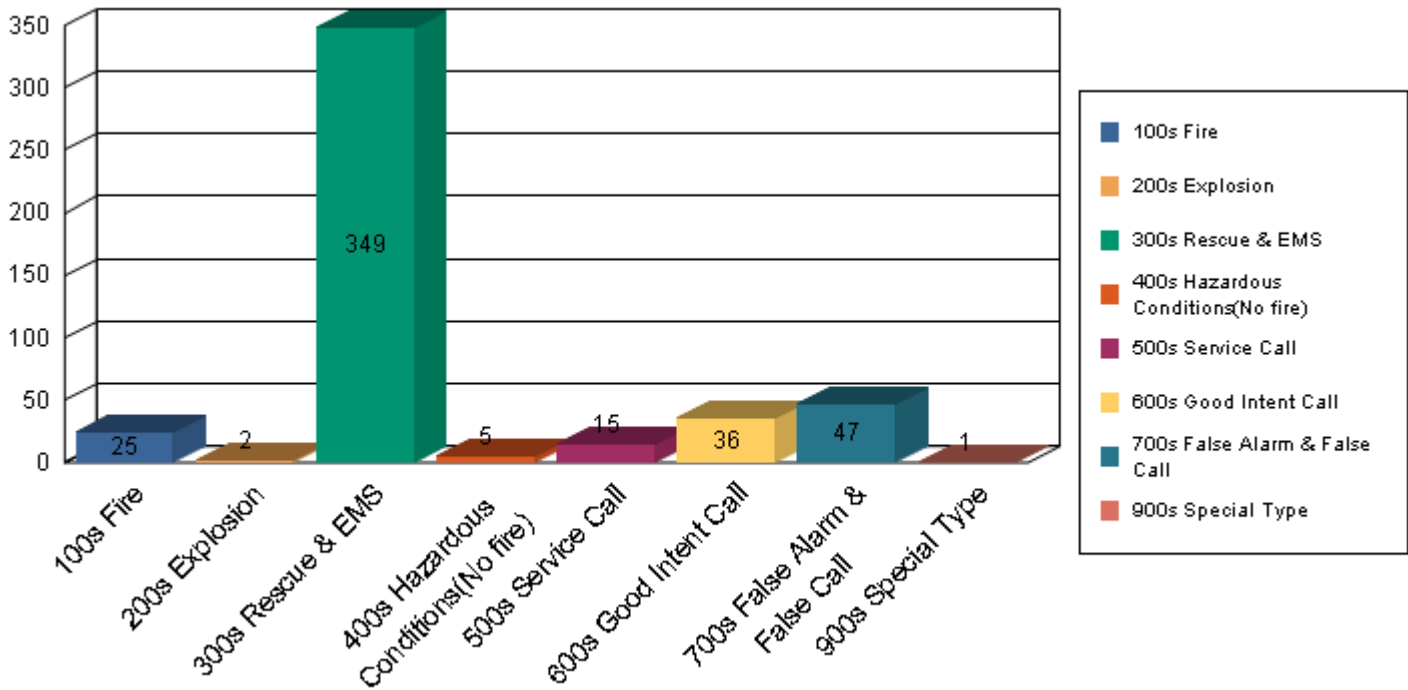
4.75

6.26

Total Average Response Time for March 2015

4.86 Minutes

March 2015



Graphed Items are sorted by Incident Type

Type Of Incident:

Total Of Incidents:

Percentage Value:

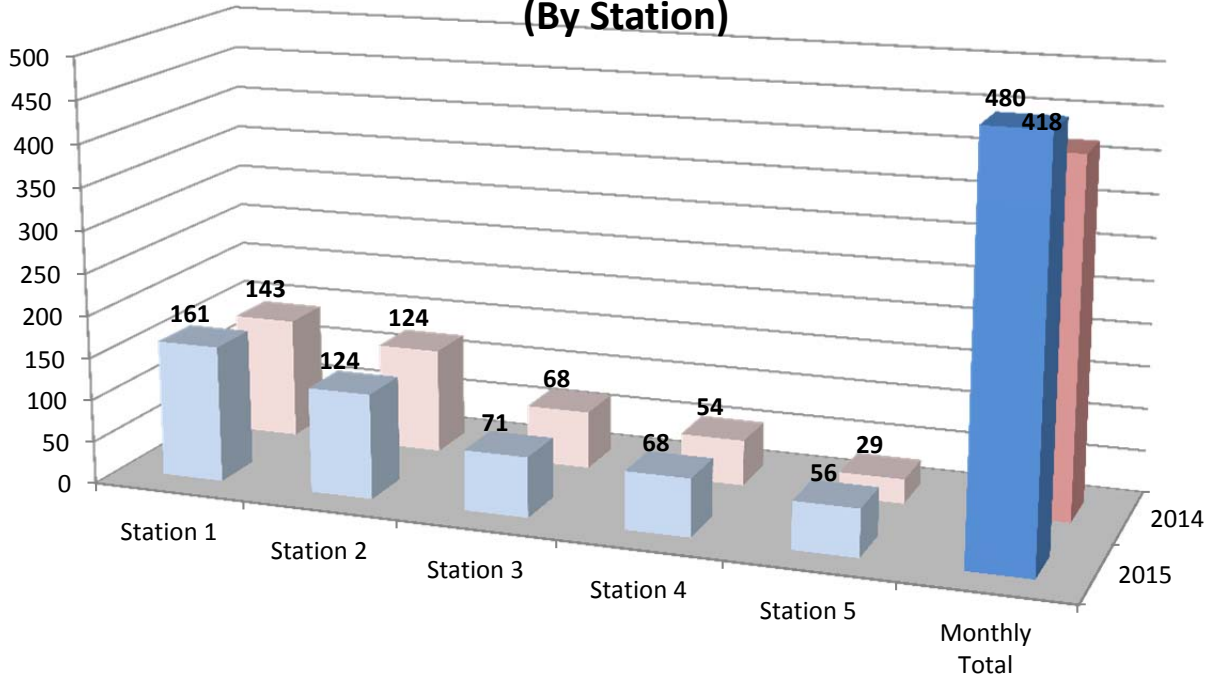
100 Series-Fire	25	5.21%
200 Series-Explosion	2	0.42%
300 Series-Rescue & EMS	349	72.71%
400 Series-Hazardous Conditions(No fire)	5	1.04%
500 Series-Service Call	15	3.13%
600 Series-Good Intent Call	36	7.50%
700 Series-False Alarm & False Call	47	9.79%
900 Series-Special Type	1	0.21%

Grand Total: 480

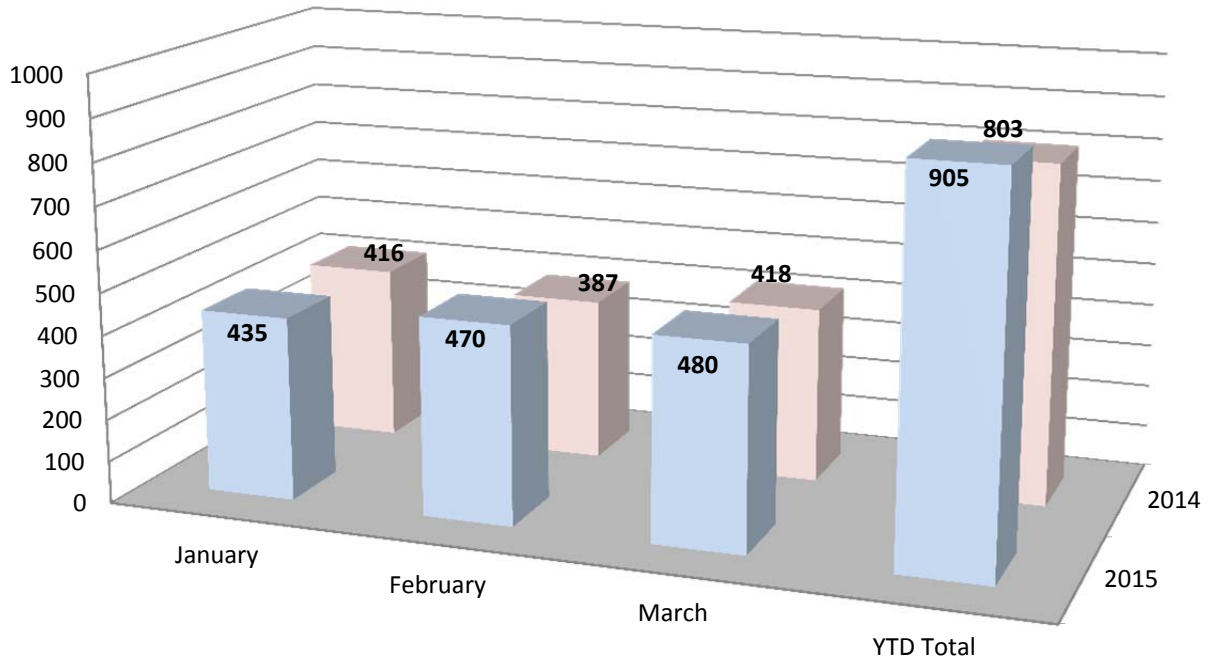
Type Of Incident Most Frequent: 300 Series-Rescue & EMS

Print Date: 4/6/2015

March 2014/2015 Call Volume Comparison (By Station)



YTD 2014/2015 Call Volume Comparison (District)



SOUTHERN MANATEE FIRE & RESCUE DISTRICT

OPERATIONS DIVISION

Monthly Activities Report for: March 2015

EMERGENCY INCIDENT RESPONSES	MONTH	2015 Totals
<u><i>Type of Call</i></u>		
100 Series - Fire	25	55
* <i>Structure Fire</i>	8	
* <i>Vehicle Fire</i>	3	
* <i>Brush Fire</i>	4	
* <i>Other Fire</i>	10	
200 Series - Explosion	2	3
300 Series - Rescue & EMS	349	1,041
* <i>EMS</i>	274	
* <i>Rescue</i>	75	
400 Series - Hazardous Conditions (No fire)	5	26
500 Series - Service Call	15	30
600 Series - Good Intent Calls	36	95
700 Series - False Alarm & False Call	47	132
800 Series - Severe Weather & Natural Disasters	0	2
900 Series - Special Type	1	1
	480	1,385
 Total Calls - 2014	 418	 1,221
Percentage Increase/Decrease 2014 to 2015	14.8%	13.4%
 Average Responses Per Day	 15.5	 13.6
 Value of Property Saved	 \$3,311,970	 \$15,911,151
 Fire Loss - 2015	 \$155,038	 \$190,201
Fire Loss - 2014	\$25,107	\$39,913
Percentage Increase/Decrease 2014 to 2015	517.5%	376.5%

*Mutual & Automatic Aid Received: 7 calls

*Mutual & Automatic Aid Given: 2 calls

Southern Manatee Fire & Rescue

Operations Division

Monthly Shift Activities Report

Month: March 2015

Shift: A - B - C

Battalion Chiefs: Gould Blanco Smith

TOTAL RUNS FOR YOUR SHIFT:

	A-shift	B-shift	C-shift	<u>Total</u>
HYDRANTS:				
Flowed	93	91	139	323
Painted	6	15	89	110
Retested	0	0	0	0
Markers Placed	1	9	2	12
TACTICAL SURVEYS:				
New	0	0	0	0
Revised	0	0	0	0
FIRE ALARM SYTEM TEST:				
	0	0	0	0
FIRE SPRINKLER TEST:				
	0	0	0	0
FIRE ALARM FOLLOW-UPS:				
	7	11	5	23
PUB ED PROGRAMS:				
	1	0	1	2
SMOKE DETECTORS INSTALLED:				
	2	1	0	3
EMPLOYEE EVALUATIONS:				
	0	0	0	0
SKILL EVALUATIONS:				
	0	0	0	0
RIDER/DRIVER CERT:				
	16	21	21	58

RIDER / DRIVER CERTS

<u>Date</u>	<u>Name</u>	<u>Type</u>	<u>Unit</u>
3/17/2015	Eldridge Snider Smith R. Ranney	Driver	E-14 & E-15
3/17/2015	Naples Gibson Thayer D'agostino	Driver	E-14 & E-15
3/17/2015	Lucas Reisdorf Daughtrey Ryder	Driver	E-14 & E-15
3/17/2015	McKeaver Hodges S. Pierce	Driver	E-14 & E-15
3/20/2015	Sperko Burnett Hauck Ross	Driver	E-14 & E-15
3/20/2015	Wernet	Driver	E-14 & E-15
3/21/2015	Kaliher Hodges S. Pratt Sigfrid	Driver	E-14 & E-15
3/21/2015	Anderson Bloski Keusch Davis	Driver	E-14 & E-15
3/21/2015	Tumolo Weissman Carpenter	Driver	E-14 & E-15
3/21/2015	Garcia Questionati Pietch Ramer	Driver	E-14 & E-15
3/21/2015	Bennett Bonds Hollins Wojcik	Driver	E-14 & E-15
3/28/2015	Connor Ellis Sedgley Lemery	Driver	E-14 & E-15
3/29/2015	Perry Moore Lear Chevalier DeHaze	Driver	E-14 & E-15
3/30/2015	Collins Burton Moonen Yoder	Driver	E-14 & E-15
3/31/2015	Foss Hylwa Gatanis	Driver	E-14 & E-15

SKILL EVALUATIONS

<u>Date</u>	<u>Name</u>	<u>Test</u>
-------------	-------------	-------------

EMPLOYEE EVALUATIONS

<u>Date</u>	<u>Name</u>
-------------	-------------

SPECIAL PROJECTS / ASSIGNMENTS

<u>Name</u>	<u>Project</u>	<u>Hours</u>
Hauck	Run Reports	8
Ryder	App Maint	10
Burnett	Safety Comm	3
Wernet	Hand tools	1
D'Agostino	Uniforms	10
Hodges	Ground Ladders	1
Hodges	Car Seat Install	2
Daughtrey	No Smoke Systems	0
Daughtrey	Apparatus Tires	4
Reisdorf	Gated Intakes	4
Pierce	Medical Supplies	5
Naples	Radios	12
Eldridge	Extinguishers	6
McKeaver	Extractors	3
Lucas	Hosebed Covers	3
Thayer	B-Shift FTO	15
Thayer	New Apparatus	20
Ranney	AED Program	6
Ely	Foam	15
Smith	Truck Checks	10
Sperko	Fitness	4
Snider	Medical Supplies	4
Gibson	Uniforms	4
Ranney	Support Trailer	2

Hollins	Group Fitness	6
Hollins	Sewing	10
Garcia	Water Rescue	1
Garcia	Car seats	3
Garcia	Safe Kids	2
Garcia	Honor Guard	1
Tumolo	SCBA masks	4
Bloski	MCHIT Training Officer	40
Morgan	SCBA	3
Pratt	Thermal	15
Anderson	Hydrants	16
Keusch	Report Writing	2
Keusch	Weight Equipment	2
Kaliher	Tacticals	15
Kaliher	Car Seats	1
Pratt	Hydrant Tags	1
Wojcik	Honor Guard	8
Wojcik	Car seats	5
Wojcik	Hazmat suits	2
Sigfrid	Saws	10
Kaliher	FTO	10
Bonds	Flow Equipment	6
Weissman	Hurst Equipment	8
McGinley	Fuel logs	2
Mc Ginley	Vol Association	2
Ramer	Air chisels	1
Questionati	Detection	15
Pietsch	Fans	4
Carpenter	Tool Boxes	1
Bennett	Cones & Vests	4
Hodges	Lock out kits	1
Chevalier	Sara Title III	1
Collins	Library	1
Hylwa	Nozzles	24
DeHart	Cribbing	2
St 1	Outfit new engines	15
Connor	Firepro	5
Connor	February BOC EOM Report	3
Connor	Payroll / Staffing	9
Connor	NFPA Report	2
Connor	Telestaff	3
Connor	Strategic Planning Workshop	8
Godden	Hose	5
Geiser	Volunteer Association Treasurer	1
White	Flashlights	3
Sedgley	Airbags	1
Foss	Run Reports	10
Gatanis	Website	5
Burton	Safety Gear	12
Perry	FTO	25
Moore	Equipment book	4
McMullen	Safety Committee	0

Hydrant Flows

<u>Date</u>	<u>Address</u>	<u>Name</u>	<u>Hours</u>
3/21/2015	4614 19 St Ct E	Kaliher	0.25
3/27/2015	6700 15 St E	Anderson	0.25
3/11/2015	Oakwood Apartments		2

Public Education Programs

<u>Date</u>	<u>Program</u>	<u>Location</u>	<u># of people</u>
3/7/2015	Cedar Hammock Fire Open House (hazmat)	CHFR Station 3	850
3/28/2015	Truck Show	2525 University Pkwy	20

Smoke Detector Installations

<u>Date</u>	<u>Address</u>	<u>Blitz</u>	<u>On call</u>	<u>FPB Request</u>
3/11/2015	1017 33 Ave E		1	
3/28/2015	6805 Whitman Place		2	

Fire Alarm and Sprinkler Tests

<u>Date</u>	<u>Address</u>	<u>Fire Alarm</u>	<u>Sprinkler</u>
-------------	----------------	-------------------	------------------

Fire Drills

<u>Date</u>	<u>OIC</u>	<u>Hours</u>	<u>School</u>
-------------	------------	--------------	---------------

Fire Alarm Follow up

<u>Date</u>	<u>Address</u>	<u>Hours</u>	<u>Completed Y/N</u>
3/20/2015	5407 University Pkwy	0.25	Y
3/26/2015	7810 25 Ct E	0.25	Y
3/26/2015	5601 Country Club Way	0.25	Y
3/12/2015	5475 University Pkwy	0.25	N
3/23/2015	1515 16 Ave E	0.25	N
3/23/2015	2303 1 St E	0.25	N
3/2/2015	8161 15 St E	0.25	Y
3/2/2015	6350 15 St E	0.25	Y
3/20/2015	6320 15 St E	0.25	N
3/23/2015	5106 26 St E	0.25	N
3/23/2015	6320 15 St E	0.25	N
3/6/2015	4515 19 St Ct E	0.25	Y
3/12/2015	7455 16 St E	0.25	N
3/24/2015	5030 26 St E	0.25	Y
3/30/2015	2606 49 Dr E	0.25	Y
3/12/2015	5475 University Pkwy	0.25	N
3/13/2015	2525 27 St. E.	0.5	N
3/13/2015	1900 47 Ter E	0.5	Y
3/25/2015	6320 15 Street east	0.5	N
3/4/2015	3122 53 Avenue East	0.5	Y
3/13/2015	3106 53 Avenue East	0.5	N
3/16/2015	1707 1 St. E.	0.5	N

Comparison of Yearly Calls by Station and Month

YEARLY CALLS BY MONTH - 2015

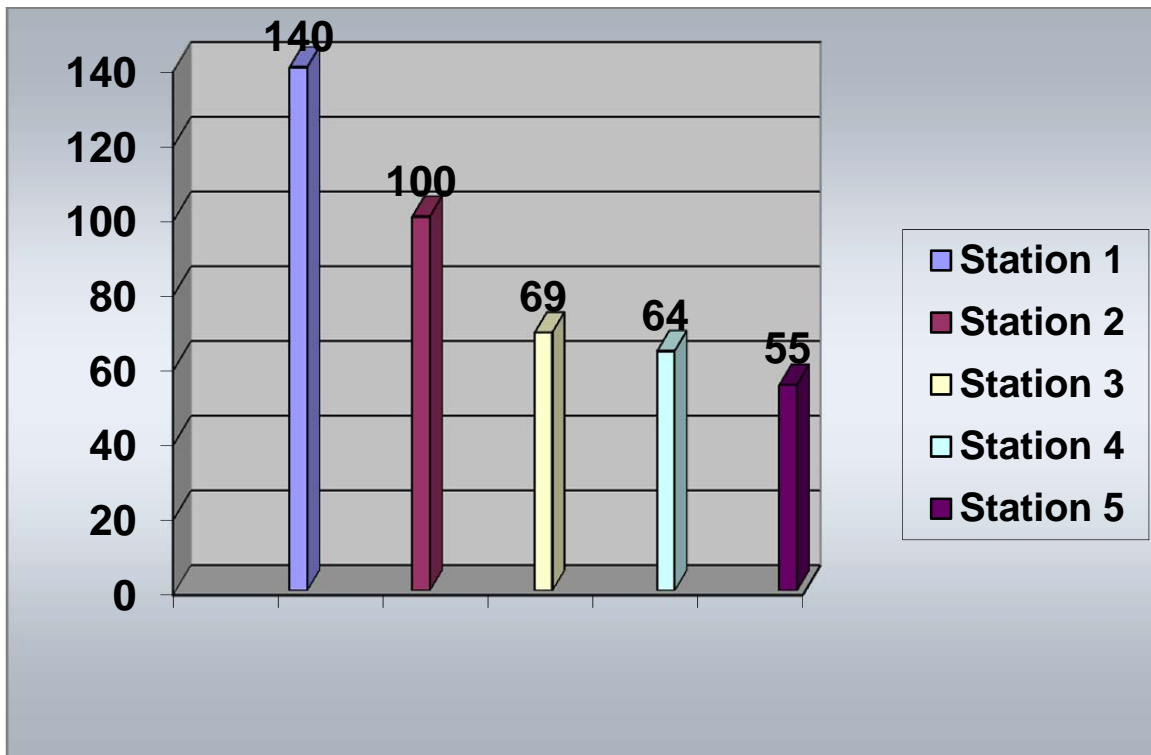
	Station 1	Station 2	Station 3	Station 4	Station 5	Monthly	YTD Total
January	172	95	62	68	38	435	435
February	155	125	53	76	61	470	905
March	161	124	71	68	56	480	1385
April	140	100	69	64	55	428	1813
May							
June							
July							
August							
September							
October							
November							
December							
						Grand Total	
Total	628	444	255	276	210	1813	

YEARLY CALLS BY MONTH - 2014

	Station 1	Station 2	Station 3	Station 4	Station 5	Monthly	YTD Total
January	151	107	63	45	50	416	416
February	140	97	59	58	33	387	803
March	143	124	68	54	29	418	1221
April	127	123	57	54	33	394	1615
May	150	108	64	53	37	412	2027
June	144	84	57	50	28	363	2390
July	129	94	54	52	32	361	2751
August	153	102	61	54	35	405	3156
September	135	88	73	59	31	386	3542
October	145	104	51	51	24	375	3917
November	163	102	60	50	55	430	4347
December	174	109	79	69	39	470	4817
						Grand Total	
Total	1754	1242	746	649	426	4817	

Calls by Station

April 2015



Station 1 Station 2 Station 3 Station 4 Station 5

140

100

69

64

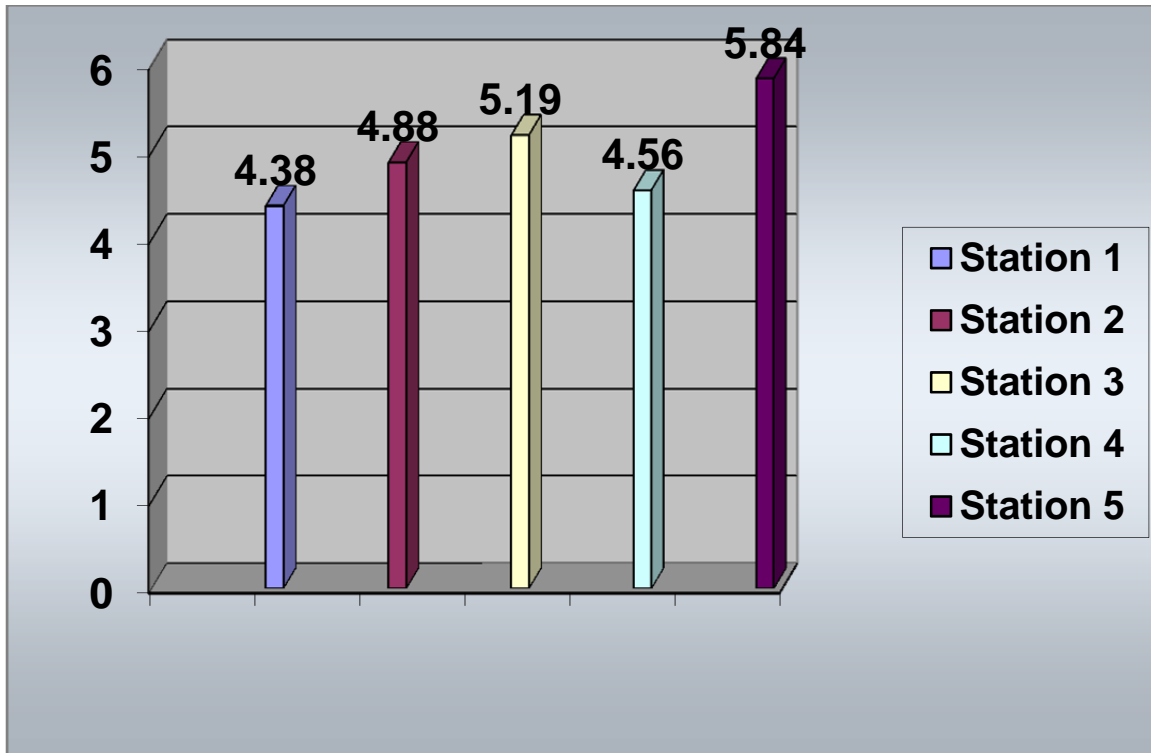
55

Total Calls for April 2015

428

Response Times by Station In Minutes

April 2015



Station 1 Station 2 Station 3 Station 4 Station 5

4.38

4.88

5.19

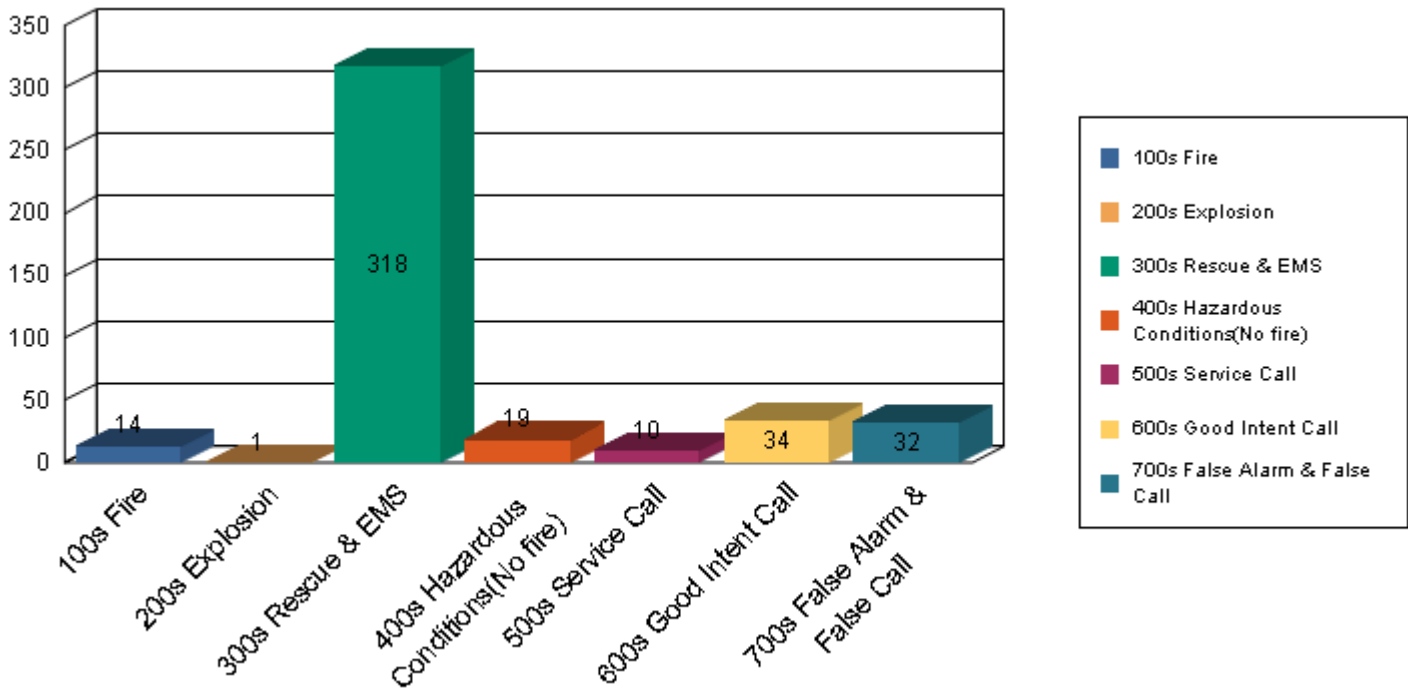
4.56

5.84

Total Average Response Time for April 2015

4.85 Minutes

April 2015



Graphed Items are sorted by Incident Type

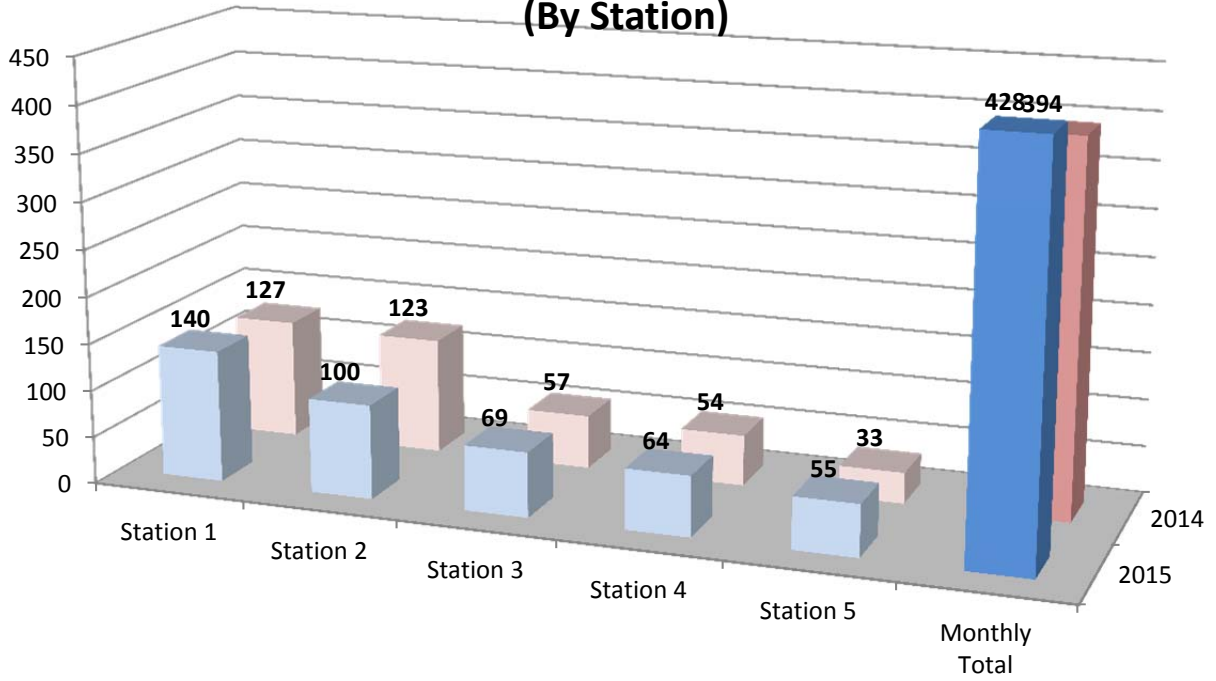
Type Of Incident:	Total Of Incidents:	Percentage Value:
100 Series-Fire	14	3.27%
200 Series-Explosion	1	0.23%
300 Series-Rescue & EMS	318	74.30%
400 Series-Hazardous Conditions(No fire)	19	4.44%
500 Series-Service Call	10	2.34%
600 Series-Good Intent Call	34	7.94%
700 Series-False Alarm & False Call	32	7.48%

Grand Total: 428

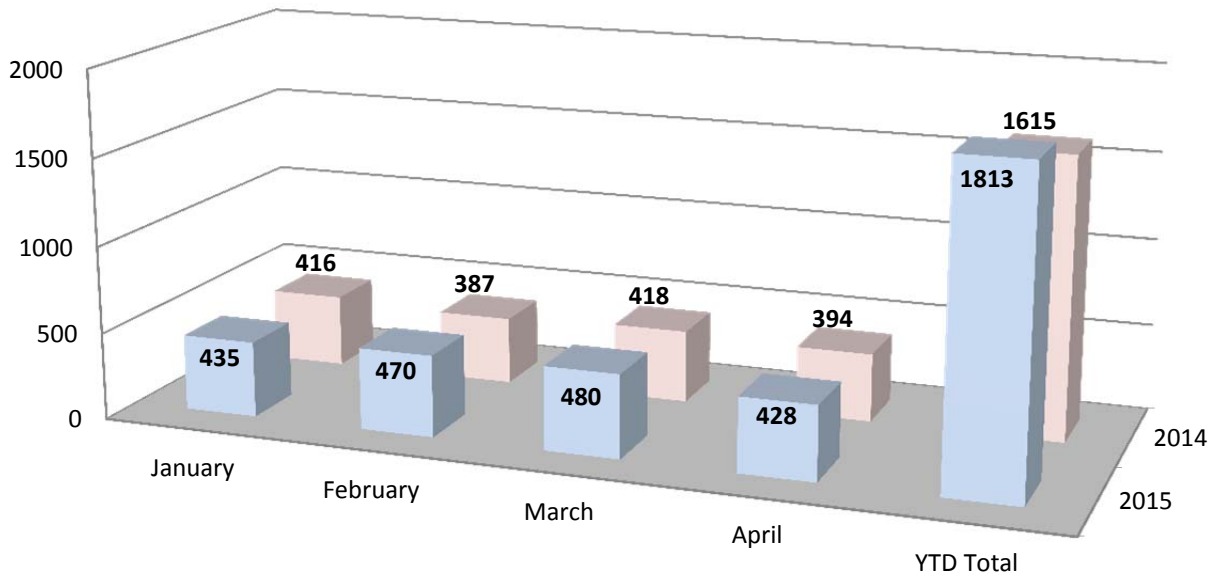
Type Of Incident Most Frequent: 300 Series-Rescue & EMS

Print Date: 5/3/2015

April 2014/2015 Call Volume Comparison (By Station)



YTD 2014/2015 Call Volume Comparison (District)



SOUTHERN MANATEE FIRE & RESCUE DISTRICT

OPERATIONS DIVISION

Monthly Activities Report for: April 2015

EMERGENCY INCIDENT RESPONSES	MONTH	2015 Totals
<u><i>Type of Call</i></u>		
100 Series - Fire	14	69
* <i>Structure Fire</i>	3	
* <i>Vehicle Fire</i>	2	
* <i>Brush Fire</i>	5	
* <i>Other Fire</i>	4	
200 Series - Explosion	1	4
300 Series - Rescue & EMS	318	1,359
* <i>EMS</i>	243	
* <i>Rescue</i>	75	
400 Series - Hazardous Conditions (No fire)	19	45
500 Series - Service Call	10	40
600 Series - Good Intent Calls	34	129
700 Series - False Alarm & False Call	32	164
800 Series - Severe Weather & Natural Disasters	0	2
900 Series - Special Type	0	1
	428	1,813
 Total Calls - 2014	 394	 1,615
Percentage Increase/Decrease 2014 to 2015	8.6%	12.3%
 Average Responses Per Day	 14.3	 15.1
 Value of Property Saved	 \$200,000	 \$16,111,151
 Fire Loss - 2015	 \$213,606	 \$403,807
Fire Loss - 2014	\$40,707	\$80,620
Percentage Increase/Decrease 2014 to 2015	424.7%	400.9%

*Mutual & Automatic Aid Received: 6 calls

*Mutual & Automatic Aid Given: 9 calls

Southern Manatee Fire & Rescue

Operations Division

Monthly Shift Activities Report

Month: April 2015

Shift: A - B - C

Battalion Chiefs: Gould Blanco Smith

TOTAL RUNS FOR YOUR SHIFT:

	A-shift	B-shift	C-shift	<u>Total</u>
HYDRANTS:				
Flowed	116	123	94	333
Painted	42	51	15	108
Retested	0	0	0	0
Markers Placed	11	10	0	21
TACTICAL SURVEYS:				
New	0	1	0	1
Revised	0	0	0	0
FIRE ALARM SYTEM TEST:				
	0	0	0	0
FIRE SPRINKLER TEST:				
	0	0	0	0
FIRE ALARM FOLLOW-UPS:				
	2	4	6	12
PUB ED PROGRAMS:				
	1	0	1	2
SMOKE DETECTORS INSTALLED:				
	2	29	7	38
EMPLOYEE EVALUATIONS:				
	0	0	0	0
SKILL EVALUATIONS:				
	0	0	0	0
RIDER/DRIVER CERT:				
	1	0	0	1

RIDER / DRIVER CERTS

<u>Date</u>	<u>Name</u>	<u>Type</u>	<u>Unit</u>
4/24/2015	Burghdurf	Rider	E-13

SKILL EVALUATIONS

<u>Date</u>	<u>Name</u>	<u>Test</u>
-------------	-------------	-------------

EMPLOYEE EVALUATIONS

<u>Date</u>	<u>Name</u>
-------------	-------------

SPECIAL PROJECTS / ASSIGNMENTS

<u>Name</u>	<u>Project</u>	<u>Hours</u>
Hollins	Group Fitness	6
Hollins	Sewing	10
Garcia	Water Rescue	1
Garcia	Car seats	10
Garcia	Safe Kids	10
Garcia	Honor Guard	5
Tumolo	SCBA masks	20
Bloski	MCHIT Training Officer	86
Morgan	SCBA	3
Pratt	Thermal	10
Anderson	Hydrants	20
Keusch	Report Writing	4
Keusch	Weight Equipment	8
Kaliher	Tacticals	15
Kaliher	Car Seats	2
Pratt	Hydrant Tags	1
Wojcik	Honor Guard	1
Wojcik	Car seats	2
Wojcik	Hazmat Suits	3
Sigfrid	Saws	3
Bonds	Maps	8
Bonds	Flow Equipment	8
Weissman	Hurst Equipment	12
McGinley	Fuel logs	2
Mc Ginley	Vol Association	4
Ramer	Air chisels	1
Questionati	Detection	10
Pietsch	Fans	2
Carpenter	Tool Boxes	1
Bennett	Cones & Vests	4
Hodges	Lock out kits	1
Perry	FTO	25
Moore	Equipment Book	2
Connor	NFPA Report	4
Connor	March BOC Report	9
Connor	Accountability	1
Connor	FirePro	3
St. 1 Crew	Misc. Hazmat	4

White	Flashlights	1
Godden	Hose	5
Godden/Geiser	Volunteer Association	2
Sedgley	Carseats	2
Burton	Safety Gear	8
Yoder	5" Hose Repair	4
Moonen	Hazmat Suit Research & Quotatio	5
Chevalier	Sara Title III	5
Hylwa	Nozzles	4
Collins	Library	1
Gatanis	Web site	6
Lambert	Gov deal/ Inventory	2
Naples	Radios	12
Eldridge	Extinguishers	2
Mckeaver	Extractors	2
Lucas	Hosebed Covers	4
Daughtrey	Tires	2
Hodges	Ladders	1
Hodges	Car Seats	4
Reisdorf	Intakes	1
Pierce	Medical	5
Ryder	Apparatus	12
Hauck	Run Reports	10
Wernet	Hand Tools	3 3
Burnett	Safety Committee	8
Dagostino	Uniforms	10
Gibson	Uniform Assistant	2
Sperko	Fitness Coordinator	2
Snider	Fitness Assistant	2
Ranney	AED	5
Ranney	Support Trailer	3
Ely	Foam	4
Smith	Truck Checks	12
Thayer	B-Shift FTO	12

Public Education Programs

<u>Date</u>	<u>Program</u>	<u>Location</u>	<u># of people</u>
4/23/2015	Station Tour	Station 4	16
4/15/2015	CERT	UPCC	20

Smoke Detector Installations

<u>Date</u>	<u>Address</u>	<u>Blitz</u>	<u>On call</u>	<u>FPB Request</u>
4/11/2015	500-900 37 Ave Dr E	X		
4/4/2015	4210 Saint Clair Drive		X	
4/4/2015	5700 7th St E to 500 58th Ave Dr E	X		

Fire Alarm and Sprinkler Tests

<u>Date</u>	<u>Address</u>	<u>Fire Alarm</u>	<u>Sprinkler</u>
-------------	----------------	-------------------	------------------

Fire Alarm Follow up

<u>Date</u>	<u>Address</u>	<u>Hours</u>	<u>Completed Y/N</u>
4/2/2015	2020 26 Ave E	0.25	Y
4/14/2015	2911 53 Ave E	0.25	N
4/23/2015	358 34 Ave Dr E	0.25	N
4/2/2015	5475 University Pkwy	0.25	Y
4/5/2015	5475 University Pkwy	0.25	N
4/17/2015	8419 Honore Ave	0.25	Y
4/27/2015	1200 37 Ave. E.	0.5	Y
4/27/2015	5213 33 Street East	0.5	N
4/16/2015	358 34 Ave Dr E	0.25	N
4/16/2015	8405 Tuttle Ave	0.25	Y
4/23/2015	5425 University	0.25	Y
4/3/2015	6104 Turnberry	0.25	Y

Comparison of Yearly Calls by Station and Month

YEARLY CALLS BY MONTH - 2015

	Station 1	Station 2	Station 3	Station 4	Station 5	Monthly	YTD Total
January	172	95	62	68	38	435	435
February	155	125	53	76	61	470	905
March	161	124	71	68	56	480	1385
April							
May							
June							
July							
August							
September							
October							
November							
December							
						Grand Total	
Total	488	344	186	212	155	1385	

YEARLY CALLS BY MONTH - 2014

	Station 1	Station 2	Station 3	Station 4	Station 5	Monthly	YTD Total
January	151	107	63	45	50	416	416
February	140	97	59	58	33	387	803
March	143	124	68	54	29	418	1221
April	127	123	57	54	33	394	1615
May	150	108	64	53	37	412	2027
June	144	84	57	50	28	363	2390
July	129	94	54	52	32	361	2751
August	153	102	61	54	35	405	3156
September	135	88	73	59	31	386	3542
October	145	104	51	51	24	375	3917
November	163	102	60	50	55	430	4347
December	174	109	79	69	39	470	4817
						Grand Total	
Total	1754	1242	746	649	426	4817	