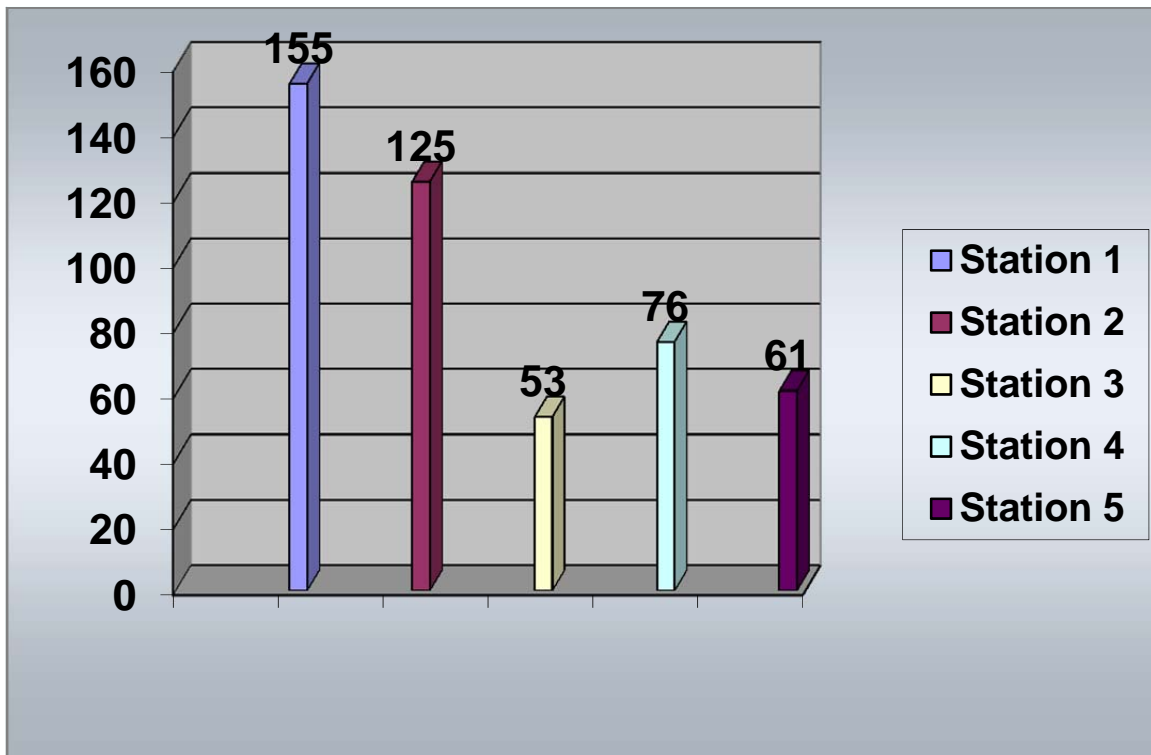


Calls by Station

February 2015



Station 1 Station 2 Station 3 Station 4 Station 5

155

125

53

76

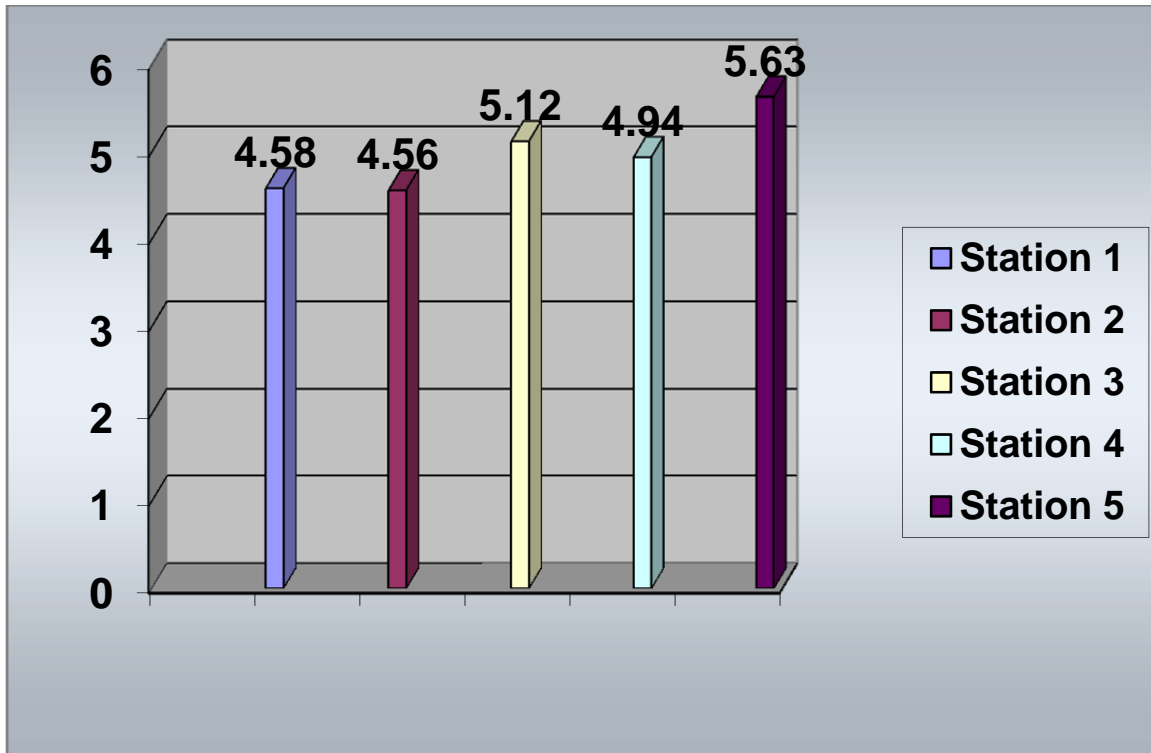
61

Total Calls for February 2015

470

Response Times by Station In Minutes

February 2015



Station 1 Station 2 Station 3 Station 4 Station 5

4.58

4.56

5.12

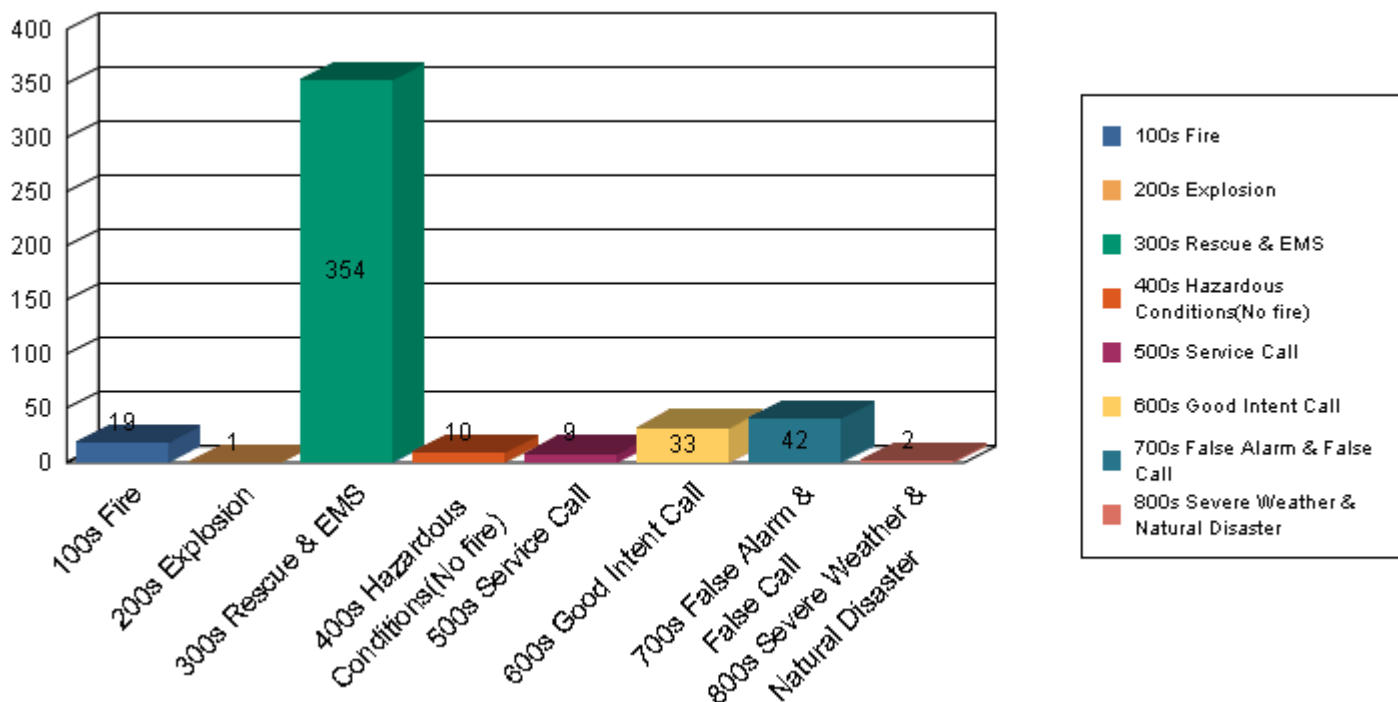
4.94

5.63

Total Average Response Time for February 2015

4.83 Minutes

February 2015



Graphed Items are sorted by Incident Type

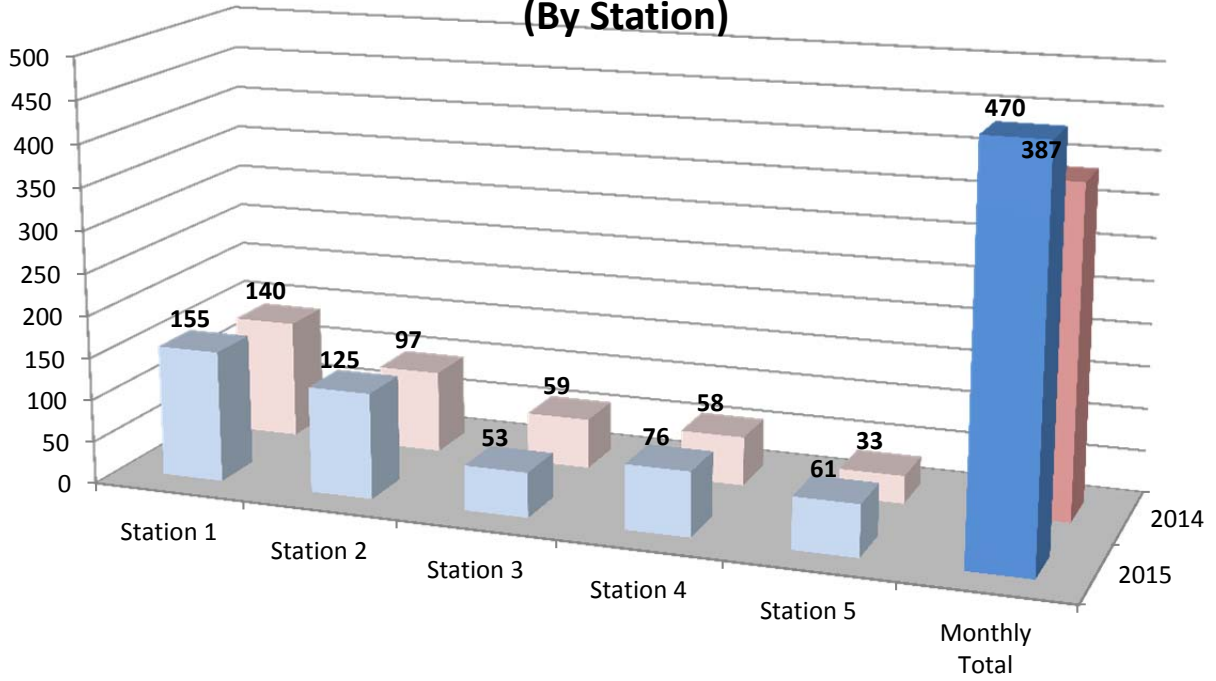
Type Of Incident:	Total Of Incidents:	Percentage Value:
100 Series-Fire	19	4.04%
200 Series-Explosion	1	0.21%
300 Series-Rescue & EMS	354	75.32%
400 Series-Hazardous Conditions(No fire)	10	2.13%
500 Series-Service Call	9	1.91%
600 Series-Good Intent Call	33	7.02%
700 Series-False Alarm & False Call	42	8.94%
800 Series-Severe Weather & Natural Disaster	2	0.43%

Grand Total: 470

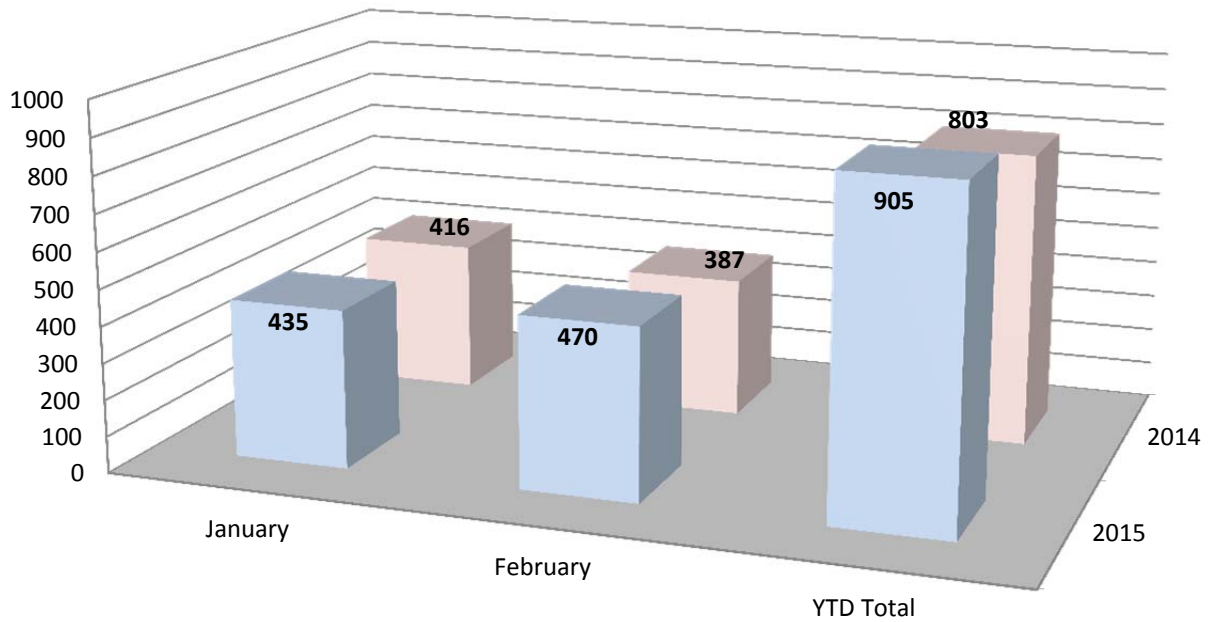
Type Of Incident Most Frequent: 300 Series-Rescue & EMS

Print Date: 3/1/2015

February 2014/2015 Call Volume Comparison (By Station)



YTD 2014/2015 Call Volume Comparison (District)



SOUTHERN MANATEE FIRE & RESCUE DISTRICT

OPERATIONS DIVISION

Monthly Activities Report for: February 2015

EMERGENCY INCIDENT RESPONSES	MONTH	2015 Totals
<u><i>Type of Call</i></u>		
100 Series - Fire	19	30
* <i>Structure Fire</i>	9	
* <i>Vehicle Fire</i>	1	
* <i>Brush Fire</i>	2	
* <i>Other Fire</i>	7	
200 Series - Explosion	1	1
300 Series - Rescue & EMS	354	692
* <i>EMS</i>	305	
* <i>Rescue</i>	49	
400 Series - Hazardous Conditions (No fire)	10	21
500 Series - Service Call	9	15
600 Series - Good Intent Calls	33	59
700 Series - False Alarm & False Call	42	85
800 Series - Severe Weather & Natural Disasters	2	2
900 Series - Special Type	0	0
TOTAL CALLS	470	905
Total Calls - 2014	387	803
Percentage Increase/Decrease 2014 to 2015	21.4%	12.7%
Average Responses Per Day	16.8	15.3
Value of Property Saved	\$12,134,733	\$12,599,181
Fire Loss - 2015	\$33,257	\$35,163
Fire Loss - 2014	\$2,201	\$14,806
Percentage Increase/Decrease 2014 to 2015	1411.0%	137.5%

*Mutual & Automatic Aid Received: 7 calls

*Mutual & Automatic Aid Given: 14 calls

Southern Manatee Fire & Rescue

Operations Division

Monthly Shift Activities Report

Month: Feb-15

Shift: A - B - C

Battalion Chiefs: Gould Blanco Smith

	A-shift	B-shift	C-shift	
HYDRANTS:				
Flowed	123	138	188	449
Painted	9	10	24	43
Retested	0	0	0	0
Markers Placed	8	0	5	13
TACTICAL SURVEYS:				
New	0	1	0	1
Revised	0	0	2	2
FIRE ALARM SYTEM TEST:	0	0	0	0
FIRE SPRINKLER TEST:	0	0	0	0
FIRE ALARM FOLLOW-UPS:	1	10	3	14
PUB ED PROGRAMS:	0	0	1	1
SMOKE DETECTORS INSTALLED:	2	6	0	8
EMPLOYEE EVALUATIONS:	0	0	0	0
SKILL EVALUATIONS:	0	0	0	0
RIDER/DRIVER CERT:	0	0	0	0

RIDER / DRIVER CERTS

<u>Date</u>	<u>Name</u>	<u>Type</u>	<u>Unit</u>
-------------	-------------	-------------	-------------

SKILL EVALUATIONS

<u>Date</u>	<u>Name</u>	<u>Test</u>
-------------	-------------	-------------

EMPLOYEE EVALUATIONS

<u>Date</u>	<u>Name</u>
-------------	-------------

SPECIAL PROJECTS / ASSIGNMENTS

<u>Name</u>	<u>Project</u>	<u>Hours</u>
Hollins	Group Fitness	1
Hollins	Sewing	1
Garcia	Water Rescue	1
Garcia	Car seats	2
Garcia	Safe Kids	1
Garcia	Honor Guard	3
Tumolo	SCBA masks	10

Bloski	MCHIT Training Officer	20
Morgan	SCBA	5
Pratt	Thermal	6
Anderson	Hydrants	4
Keusch	Report Writing	8
Keusch	Weight Equipment	4
Kaliher	Tacticals	20
Kaliher	Car Seats	1
Pratt	Hydrant Tags	4
Wojcik	Honor Guard	5
Wojcik	Hazmat suits	15
Wojcik	Car Seats	1
Sigfrid	Saws	1
Bonds	FTO	30
Bonds	Flow Equipment	6
Weissman	Hurst Equipment	2
McGinley	Fuel logs	2
Mc Ginley	Vol Association	1
Ramer	Air chisels	1
Bonds	Station painting	8
Questionati	Detection	10
Pietsch	Fans	1
Carpenter	Tool Boxes	1
Bennett	Cones & Vests	1
Hodges	Lock out kits	1
Saxman	Cascade Unit	1
D'agostino	Uniforms	12
Reisdorf	Gated Intakes	1
Hodges	Ground Ladders	1
Daughtrey	No Smoke Systems	0
Daughtrey	Apparatus Tires	1
Pierce	Medical supplies	6
Ryder	App Maint	10
Hauck	Run Reports	8
Burnett	Safety Comm	1
Wernet	Hand Tools	1
Thayer	B-Shift FTO	10
Ranney	AED Program	6
Ely	Foam	2
Smith	Truck Checks	10
Sperko	Fitness	4
Snider	Fitness	4
Snider	Medical Supplies	2
Gibson	Uniforms	2
Naples	Radios	2
Eldridge	Extinguishers	6
McKeaver	Extractors	2
Ranney	Support Trailer	2
Godden	Hose	19
Godden	Volunteer Association President	3
White	Flashlights	6
Sedgley	Airbags	5
Foss	Run Reports	10
St. 1 Crew	Misc. Hazmat	7
Connor	January BOC EOM Repoert	5.25

Connor	End of the Year Report	17.5
Connor	FirePro	2.5
Connor	Staffing / Payroll	7
Burton	Safety Gear	12
Collins	Library	1
Dehart	Cribbing	2
Hylwa	Nozzles	8
Lambert	Inventory	20
Lambert	Rope	1
Gatanis	Website	10
Perry	FTO	25
Moore	Equip Book	0.5

Prevention Activities Completed By Operations Division

Hydrant Flows

<u>Date</u>	<u>Address</u>	<u>Name</u>	<u>Hours</u>
-------------	----------------	-------------	--------------

Public Education Programs

<u>Date</u>	<u>Program</u>	<u>Location</u>	<u># of people</u>
2/28/2015	Truck show	5201 51 St E	50

Smoke Detector Installations

<u>Date</u>	<u>Address</u>	<u>Blitz</u>	<u>On call</u>	<u>FPB Request</u>
2/24/2015	6023 3 St E		X	
2/24/2015	6021 3 St E		X	
2/18/2015	2603 3 St E		X	

Comparison of Yearly Calls by Station and Month

YEARLY CALLS BY MONTH - 2015

	Station 1	Station 2	Station 3	Station 4	Station 5	Monthly	YTD Total
January	172	95	62	68	38	435	435
February	155	125	53	76	61	470	905
March							
April							
May							
June							
July							
August							
September							
October							
November							
December							
						Grand Total	
Total	327	220	115	144	99	905	

YEARLY CALLS BY MONTH - 2014

	Station 1	Station 2	Station 3	Station 4	Station 5	Monthly	YTD Total
January	151	107	63	45	50	416	416
February	140	97	59	58	33	387	803
March	143	124	68	54	29	418	1221
April	127	123	57	54	33	394	1615
May	150	108	64	53	37	412	2027
June	144	84	57	50	28	363	2390
July	129	94	54	52	32	361	2751
August	153	102	61	54	35	405	3156
September	135	88	73	59	31	386	3542
October	145	104	51	51	24	375	3917
November	163	102	60	50	55	430	4347
December	174	109	79	69	39	470	4817
						Grand Total	
Total	1754	1242	746	649	426	4817	