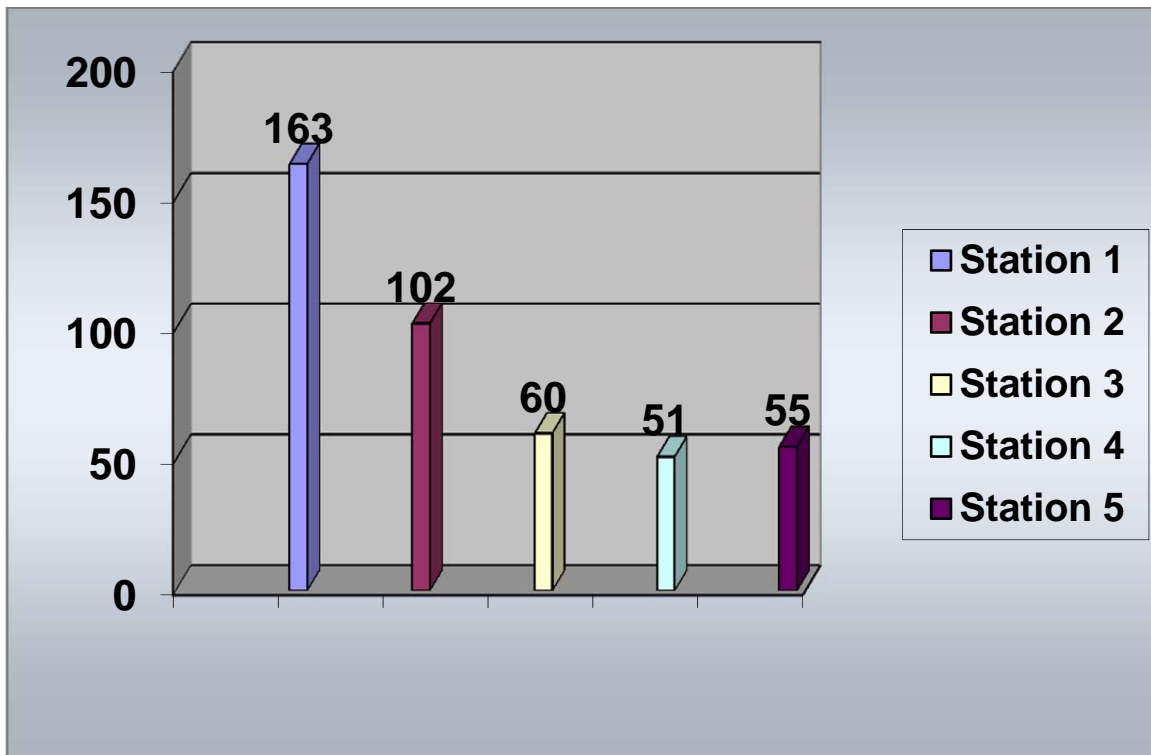


# Calls by Station

*November 2014*



*Station 1   Station 2   Station 3   Station 4   Station 5*

163

102

60

51

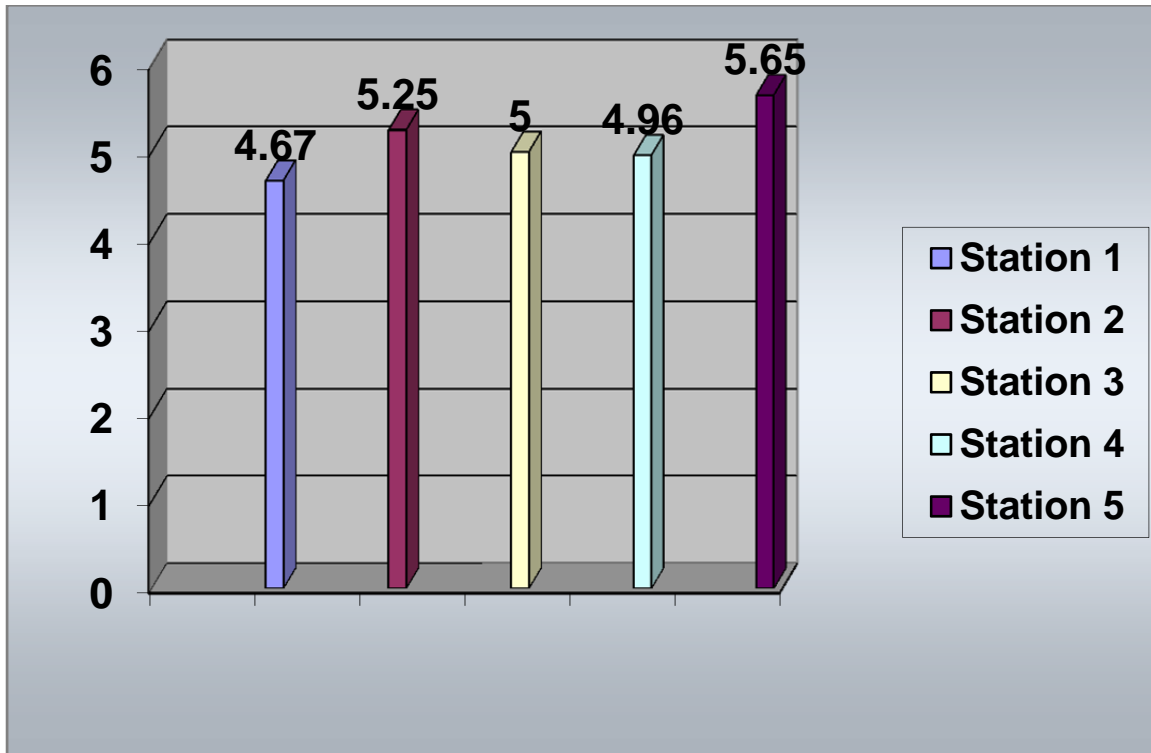
55

*Total Calls for November 2014*

**431**

# Response Times by Station In Minutes

*November 2014*



*Station 1   Station 2   Station 3   Station 4   Station 5*

*4.67*

*5.23*

*5.00*

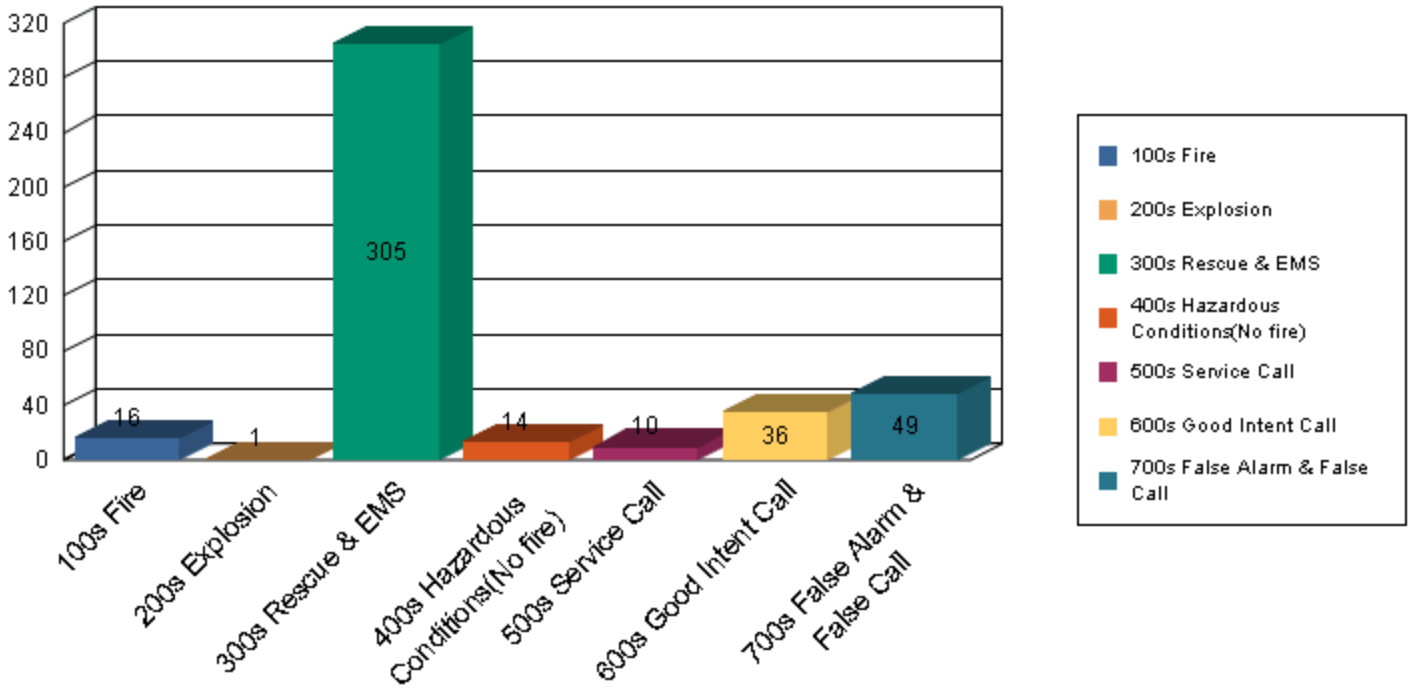
*4.96*

*5.65*

*Total Average Response Time for November 2014*

**5.01 Minutes**

November 2014



Graphed Items are sorted by Incident Type

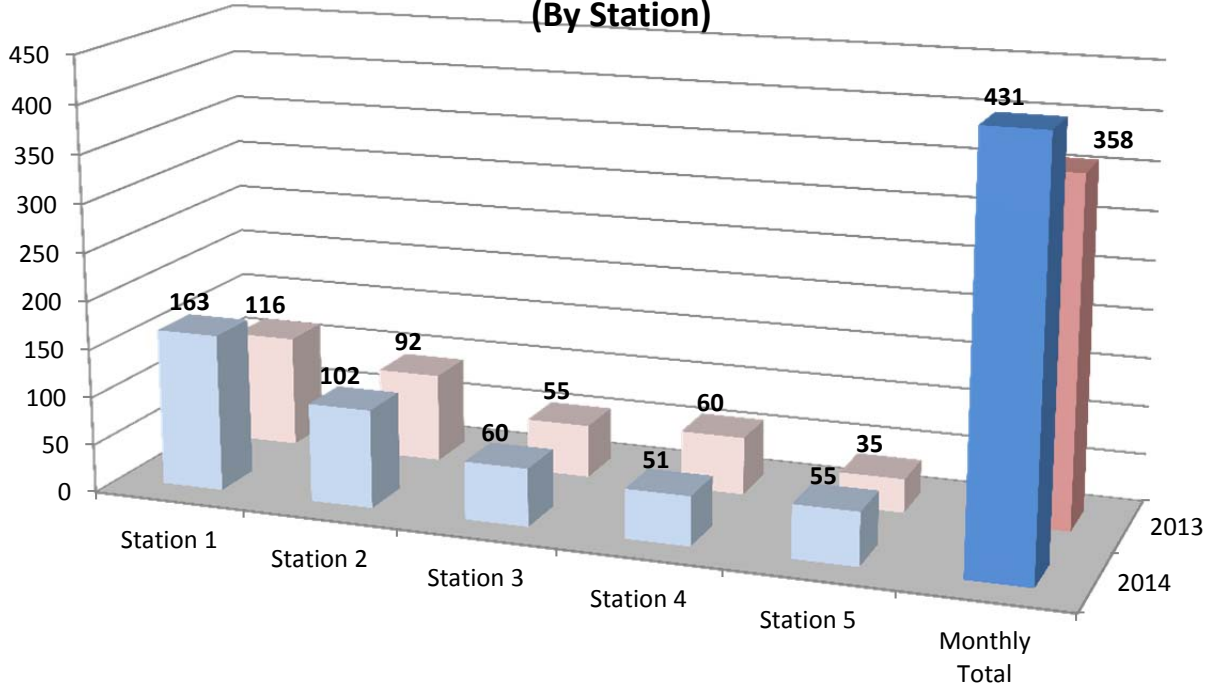
Type Of Incident:	Total Of Incidents:	Percentage Value:
100 Series-Fire	16	3.71%
200 Series-Explosion	1	0.23%
300 Series-Rescue & EMS	305	70.77%
400 Series-Hazardous Conditions(No fire)	14	3.25%
500 Series-Service Call	10	2.32%
600 Series-Good Intent Call	36	8.35%
700 Series-False Alarm & False Call	49	11.37%

Grand Total: 431

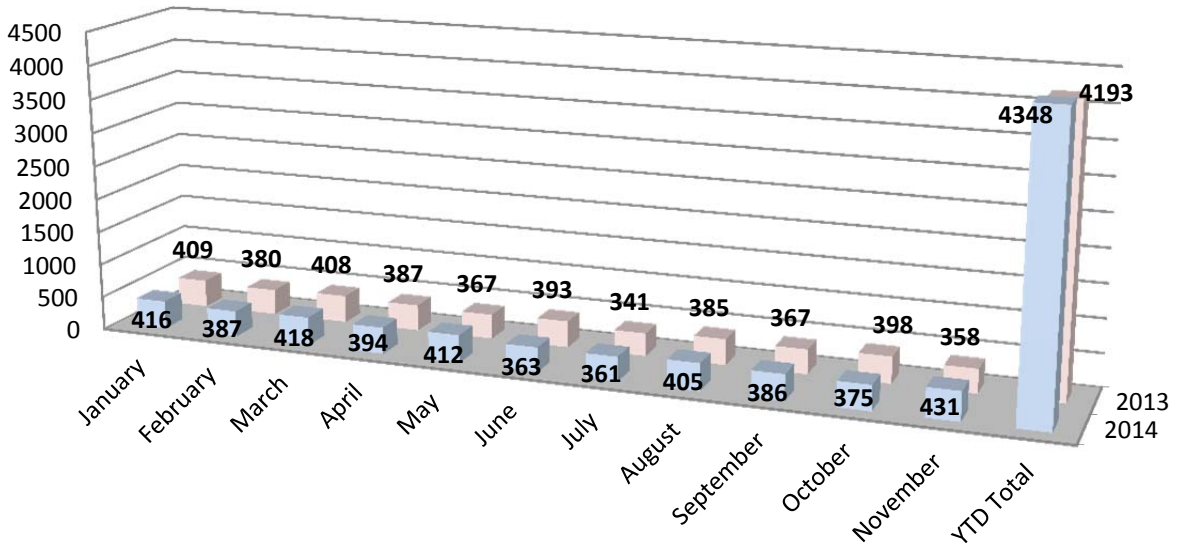
Type Of Incident Most Frequent: 300 Series-Rescue & EMS

Print Date: 12/4/2014

### November 2013/2014 Call Volume Comparison (By Station)



### YTD 2013/2014 Call Volume Comparison (District)



# SOUTHERN MANATEE FIRE & RESCUE DISTRICT

## OPERATIONS DIVISION

Monthly Activities Report for: November 2014

<b>EMERGENCY INCIDENT RESPONSES</b>	<b>MONTH</b>	<b>2014 Totals</b>
<u><i>Type of Call</i></u>		
100 Series - Fire	16	176
* <i>Structure Fire</i>	8	
* <i>Vehicle Fire</i>	3	
* <i>Brush Fire</i>	1	
* <i>Other Fire</i>	4	
200 Series - Explosion	1	3
300 Series - Rescue & EMS	305	3,108
* <i>EMS</i>	250	
* <i>Rescue</i>	55	
400 Series - Hazardous Conditions (No fire)	14	127
500 Series - Service Call	10	76
600 Series - Good Intent Calls	36	348
700 Series - False Alarm & False Call	49	506
800 Series - Severe Weather & Natural Disasters	0	2
900 Series - Special Type	0	2
<b>TOTAL CALLS</b>	<b>431</b>	<b>4,348</b>
Total Calls - 2013	358	4,193
Percentage Increase/Decrease 2012 to 2013	20.4%	3.7%
Average Responses Per Day	14.4	13.0
<b>Value of Property Saved</b>	<b>\$5,491,716</b>	<b>\$42,913,347</b>
<b>Fire Loss - 2014</b>	<b>\$25,605</b>	<b>\$787,630</b>
Fire Loss - 2013	<b>\$68,005</b>	<b>\$704,750</b>
Percentage Increase/Decrease 2013 to 2014	-62.3%	11.8%

\*Mutual & Automatic Aid Received: 1 calls

\*Mutual & Automatic Aid Given: 8 calls

# Southern Manatee Fire & Rescue

## Operations Division

### Monthly Shift Activities Report

Month: November 2014 Shifts: A - B - C  
Battalion Chiefs: Gould, Blanco, Smith

#### TOTAL RUNS FOR YOUR SHIFT:

A-shift	B-shift	C-shift	<u>Total</u>
121	159	151	431

#### HYDRANTS:

Flowed	89	17	75	181
Painted	85	24	10	119
Retested	0	0	0	0
Markers Placed	39	0	8	47

#### TACTICAL SURVEYS:

New	3	1	0	4
Revised	1	0	0	1

#### INSPECTIONS:

Initials	7	5	5	17
Vacant/No Access	5	28	4	37
Follow-ups	43	8	11	62
Completed	28	6	12	46

#### FIRE ALARM SYTEM TEST:

0	0	0	0
---	---	---	---

#### FIRE SPRINKLER TEST:

0	0	0	0
---	---	---	---

#### FIRE ALARM FOLLOW-UPS:

7	7	9	23
---	---	---	----

#### PUB ED PROGRAMS:

0	1	2	3
---	---	---	---

#### SMOKE DETECTORS INSTALLED:

0	1	0	1
---	---	---	---

#### EMPLOYEE EVALUATIONS:

0	0	0	0
---	---	---	---

#### SKILL EVALUATIONS:

0	0	0	0
---	---	---	---

## RIDER/DRIVER CERT:

0

0

0

0

## SKILL EVALUATIONS

<u>Date</u>	<u>Name</u>	<u>Test</u>
11/5/2014	Hackley	Ventilation
11/5/2014	Hackley	SCBA
11/5/2014	Hackley	Rescue
11/5/2014	Hackley	Salvage
11/26/2014	Brishke	Hose
11/5/2014	Proll	Salvage

## SPECIAL PROJECTS / ASSIGNMENTS

<u>Name</u>	<u>Project</u>	<u>Hours</u>
Burton	Safety Gear	5
Duquette	Fitness Coordinator	1
Dehart	Cribbing	1
McMullen	Safety Committee	1
Perry	FTO	25
Connor	FirePro	2
Connor	October BOC Report	4.5
White	Flashlights	1
Godden	Hose	2
Godden	Volunteer Association	4
Foss	Rune Reports	10
Lambert	Inventory	10
Lambert	Rope Rescue	1
Lambert	Safety Committee	1
Gatanis	Website	5
Moore	Equipment Book	1
Chevalier	Sara Title III	1
Hylwa	Nozzles	1
Collins	Library	1
Hollins	Group Fitness	6
Hollins	Sewing	6
Garcia	Water Rescue	1
Bloski	Haz Mat Rail Car Drill - Palmetto	10
Bloski	MCHIT Training Officer	40
Anderson	Hydrants	10
Morgan	SCBA	3
Morgan	Thermal	1
Keusch	Report Writing	4
Keusch	Weight Equipment	4
Kaliher	Tacticals	20
Pratt	Hydrant Tags	2
Davis	Gas Kits	1
Sigfrid	Saws	6
Bonds	CISD	3

Bonds	FTO	25
Bonds	Flow Equipment	3
Weissman	Hurst Equipment	2
Tumolo	SCBA Masks	20
Mc Ginley	Vol Association	3
Ramer	Air chisels	1
Questionati	Detection	10
Pietsch	Fans	2
Carpenter	Tool Boxes	1
Bennett	Cones & Vests	2
Hodges	Lock out kits	2
Saxman	Cascade Unit	2
Sperko	Fitness	4
Wernet	Hand tools	1
Naples	Radio	2
Pierce	Medical Supplies	4
McKeaver	Extractors	4
Eldridge	Extinguishers	2
Smith	Truck Checks	10
Ryder	Apparatus	12
Hauck	Run Reports	8
Burnett	Safety	3
D'Agostino	Uniforms	10
Ranney	Support Trailer	1
Ely	Foam	1
Ely	Hose Bed Covers	1
Thayer	B-Shift FTO	10
Thayer	AED	8

**Public Education Programs**

<b><u>Date</u></b>	<b><u>Program</u></b>	<b><u>Location</u></b>	<b><u># of people</u></b>
11/6/2014	Bon Fire	Abel Elementary	150
11/15/2014	CERT Class	PSC	22
11/20/2014	Fire Truck Display	Samoset Elementary	250

**Smoke Detector Installations**

<b><u>Date</u></b>	<b><u>Address</u></b>	<b><u>Blitz</u></b>	<b><u>On call</u></b>	<b><u>FPB Request</u></b>
11/5/2014	518 26 Ave E		X	

**Fire Alarm Follow up**

<b><u>Date</u></b>	<b><u>Address</u></b>	<b><u>Hours</u></b>	<b><u>Completed Y/N</u></b>
11/7/2014	1900 47 Terr E	0.25	Y
11/4/2014	5224 15 St E	0.5	Y
11/4/2014	5108 15 St E	0.25	Y
11/10/2014	1300 Hardin Ave	0.5	Y
11/16/2014	8255 Cooper Creek Blvd	0.25	N
11/28/2014	358 34 Ave Dr E	0.25	N
11/28/2014	1324 37 Ave E	0.25	N



11/1/2014	1055 301 Blvd E	0.25	Y
11/1/2014	358 34 Ave Dr E	0.25	N
11/21/2014	2875 University Pkwy	0.25	Y
11/21/2014	4615 18 St E	0.25	Y
11/12/2014	8251 15 St E	0.25	N
11/18/2014	6120 21 St E	0.25	N
11/21/2014	2230 72 Ave E	0.25	Y
11/12/2014	8511 Cooper Creek	0.25	N
11/12/2014	8201 Cooper Creek	0.25	N
11/5/2014	6108 28 Ct E	0.25	Y
11/14/2014	2875 University Pkwy	0.25	N
11/17/2014	8255 Cooper Creek Blvd	0.25	Y
11/26/2014	1806 38 Ave E	0.25	Y
11/26/2014	1324 37 Ave E	0.25	N
11/26/2014	358 34 Ave Dr E	0.25	N
11/17/2014	8161 15 St E	0.25	Y

# Comparison of Yearly Calls by Station and Month

## YEARLY CALLS BY MONTH - 2014

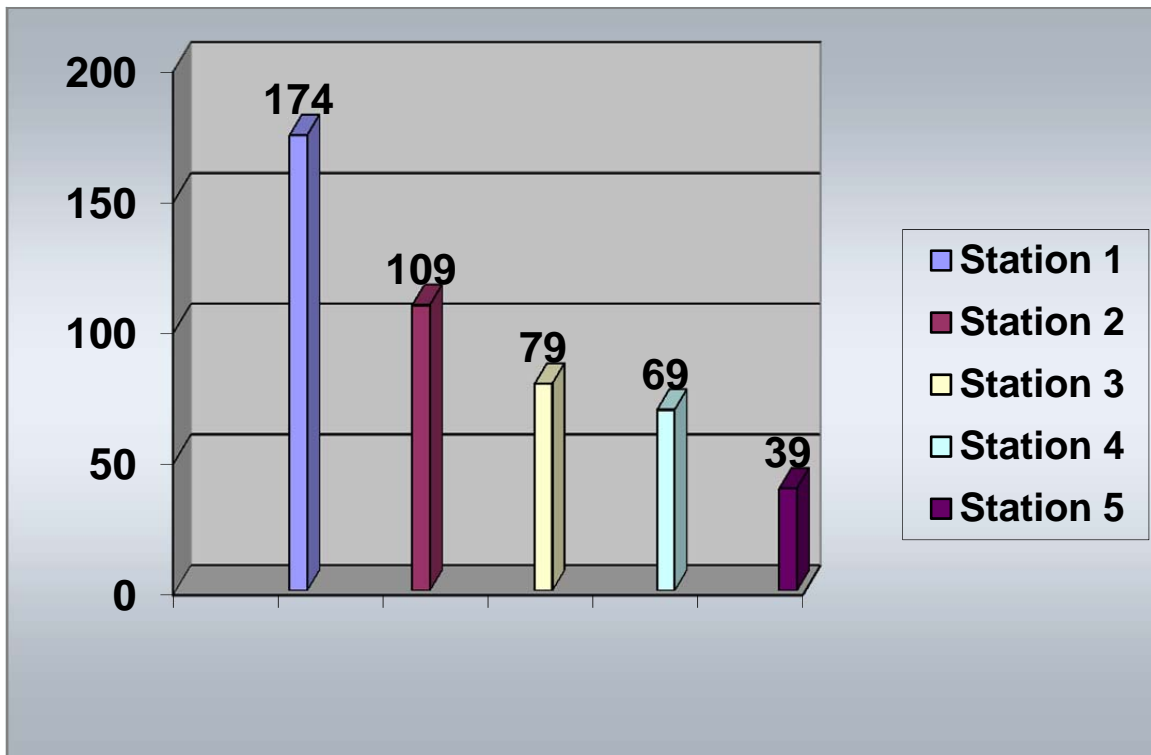
	Station 1	Station 2	Station 3	Station 4	Station 5	Monthly	YTD Total
January	151	107	63	45	50	<b>416</b>	416
February	140	97	59	58	33	<b>387</b>	803
March	143	124	68	54	29	<b>418</b>	1221
April	127	123	57	54	33	<b>394</b>	1615
May	150	108	64	53	37	<b>412</b>	2027
June	144	84	57	50	28	<b>363</b>	2390
July	129	94	54	52	32	<b>361</b>	2751
August	153	102	61	54	35	<b>405</b>	3156
September	135	88	73	59	31	<b>386</b>	3542
October	145	104	51	51	24	<b>375</b>	3917
November	163	102	60	51	55	<b>431</b>	4348
December							
						<b>Grand Total</b>	
<b>Total</b>	<b>1580</b>	<b>1133</b>	<b>667</b>	<b>581</b>	<b>387</b>	<b>4348</b>	

## YEARLY CALLS BY MONTH - 2013

	Station 1	Station 2	Station 3	Station 4	Station 5	Monthly	YTD Total
January	155	102	61	50	41	<b>409</b>	409
February	141	91	62	47	39	<b>380</b>	789
March	170	92	55	61	30	<b>408</b>	1197
April	151	90	63	50	33	<b>387</b>	1584
May	136	88	49	58	36	<b>367</b>	1951
June	154	101	55	45	38	<b>393</b>	2344
July	132	75	55	49	30	<b>341</b>	2685
August	153	97	51	55	29	<b>385</b>	3070
September	117	105	56	48	41	<b>367</b>	3437
October	148	103	60	54	33	<b>398</b>	3835
November	116	92	55	60	35	<b>358</b>	4193
December	121	97	59	55	35	<b>367</b>	4560
						<b>Grand Total</b>	
<b>Total</b>	<b>1694</b>	<b>1133</b>	<b>681</b>	<b>632</b>	<b>420</b>	<b>4560</b>	

# Calls by Station

*December 2014*



*Station 1   Station 2   Station 3   Station 4   Station 5*

174

109

79

69

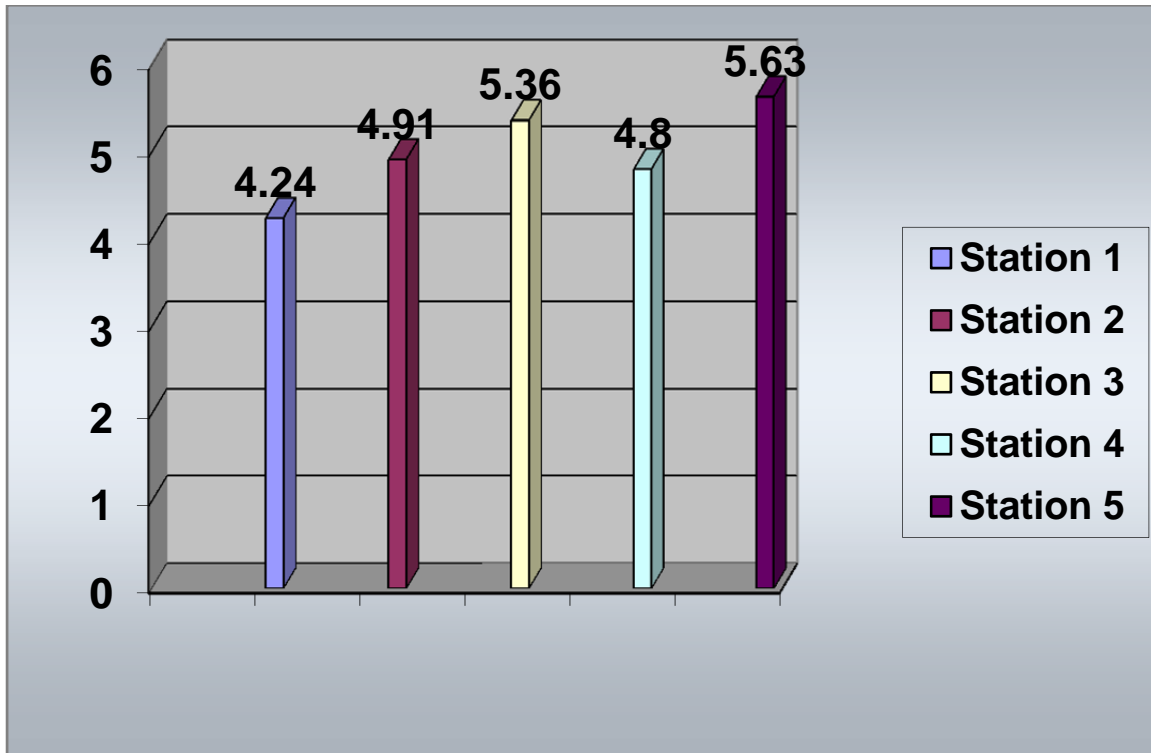
39

*Total Calls for December 2014*

**470**

# Response Times by Station In Minutes

*December 2014*



*Station 1   Station 2   Station 3   Station 4   Station 5*

4.24

4.91

5.36

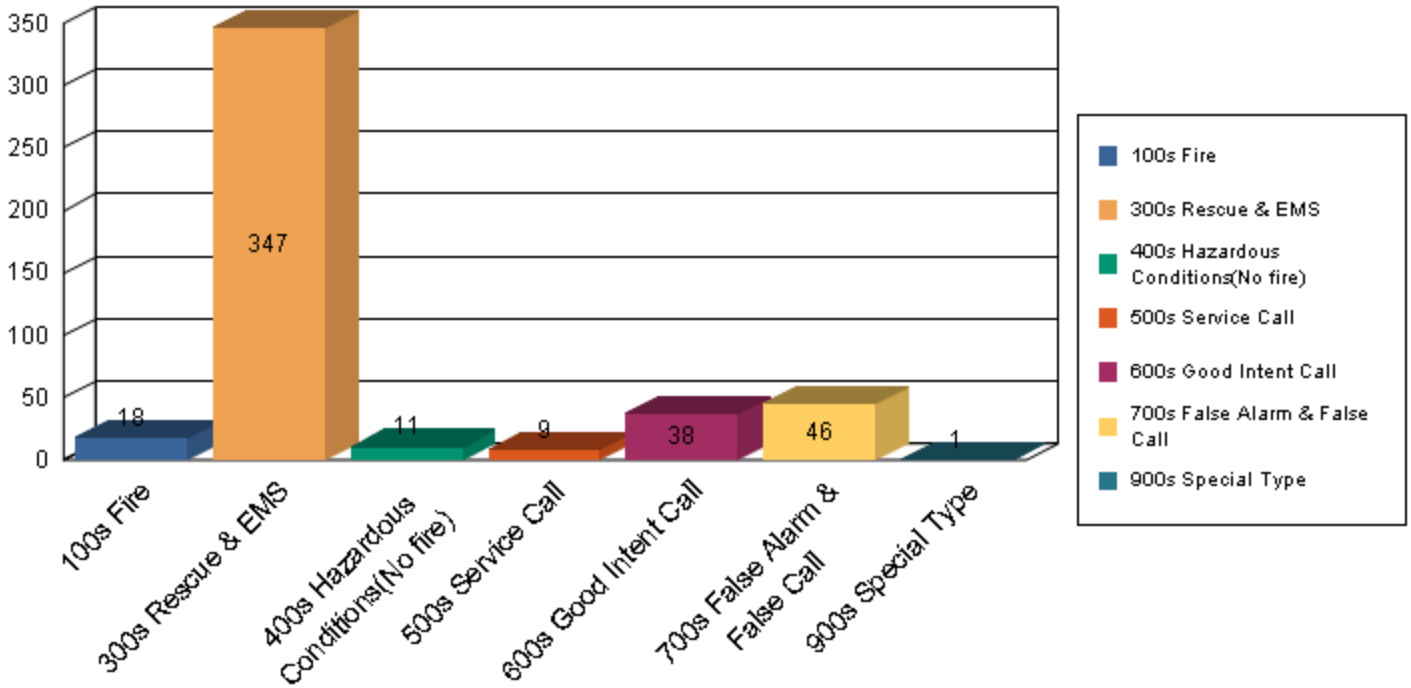
4.80

5.63

*Total Average Response Time for December 2014*

**4.80 Minutes**

December 2014



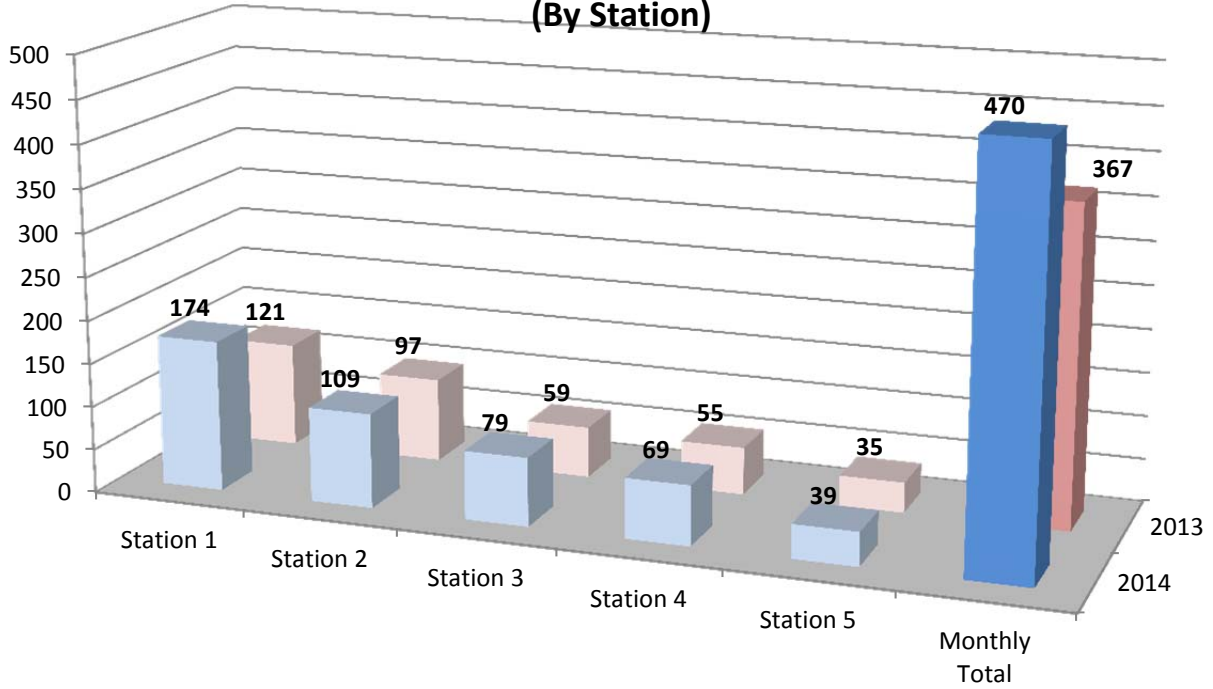
Graphed Items are sorted by Incident Type

Type Of Incident:	Total Of Incidents:	Percentage Value:
100 Series-Fire	18	3.83%
300 Series-Rescue & EMS	347	73.83%
400 Series-Hazardous Conditions(No fire)	11	2.34%
500 Series-Service Call	9	1.91%
600 Series-Good Intent Call	38	8.09%
700 Series-False Alarm & False Call	46	9.79%
900 Series-Special Type	1	0.21%

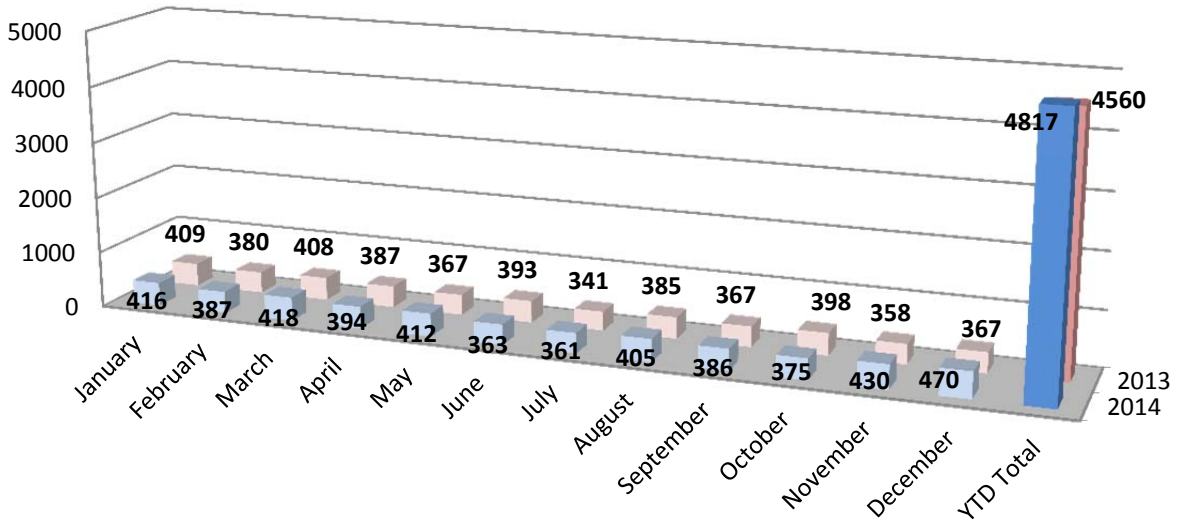
Grand Total: 470

Type Of Incident Most Frequent: 300 Series-Rescue & EMS

### December 2013/2014 Call Volume Comparison (By Station)



### YTD 2013/2014 Call Volume Comparison (District)



# SOUTHERN MANATEE FIRE & RESCUE DISTRICT

## OPERATIONS DIVISION

Monthly Activities Report for: December 2014

<b>EMERGENCY INCIDENT RESPONSES</b>	<b>MONTH</b>	<b>2014 Totals</b>
<u><i>Type of Call</i></u>		
100 Series - Fire	18	193
* <i>Structure Fire</i>	6	
* <i>Vehicle Fire</i>	1	
* <i>Brush Fire</i>	5	
* <i>Other Fire</i>	6	
200 Series - Explosion	0	3
300 Series - Rescue & EMS	347	3,454
* <i>EMS</i>	268	
* <i>Rescue</i>	79	
400 Series - Hazardous Conditions (No fire)	11	138
500 Series - Service Call	9	85
600 Series - Good Intent Calls	38	387
700 Series - False Alarm & False Call	46	552
800 Series - Severe Weather & Natural Disasters	0	2
900 Series - Special Type	1	3
<b>TOTAL CALLS</b>	<b>470</b>	<b>4,817</b>
Total Calls - 2013	367	4,560
Percentage Increase/Decrease 2012 to 2013	28.1%	5.6%
Average Responses Per Day	15.2	13.2
<b>Value of Property Saved</b>	<b>\$326,050</b>	<b>\$43,239,397</b>
<b>Fire Loss - 2014</b>	<b>\$5,355</b>	<b>\$792,985</b>
Fire Loss - 2013	<b>\$9,810</b>	<b>\$714,560</b>
Percentage Increase/Decrease 2013 to 2014	-45.4%	11.0%

\*Mutual & Automatic Aid Received: 4 calls

\*Mutual & Automatic Aid Given: 8 calls

# Southern Manatee Fire & Rescue

## Operations Division

### Monthly Shift Activities Report

Month: December 2014 Shift: A - B - C  
Battalion Chiefs: Gould, Blanco, Smith

#### HYDRANTS:

Flowed	6	5	34	45
Painted	21	25	2	48
Retested	0	0	0	0
Markers Placed	9	0	3	12

#### TACTICAL SURVEYS:

New	0	0	0	0
Revised	0	3	0	3

#### INSPECTIONS:

Initials	6	6	3	15
Vacant/No Access	24	40	7	71
Follow-ups	3	8	6	17
Completed	9	11	6	26

#### FIRE ALARM SYTEM TEST:

0	0	0	0
---	---	---	---

#### FIRE SPRINKLER TEST:

0	0	0	0
---	---	---	---

#### FIRE ALARM FOLLOW-UPS:

4	5	4	13
---	---	---	----

#### PUB ED PROGRAMS:

0	0	0	0
---	---	---	---

#### SMOKE DETECTORS INSTALLED:

0	0	3	3
---	---	---	---

#### EMPLOYEE EVALUATIONS:

17	17	14	48
----	----	----	----

#### EMPLOYEE EVALUATIONS

<u>Date</u>	<u>Name</u>
12/4/2014	Collins, Hylwa & Lear
12/16/2014	Lemery, Yoder & Moonen
12/31/2014	Sedgley, White, Geiser, Godden, Ellis, Foss
12/22/2014	Dehart, Duquette & McMullen



12/31/2014	Gatanis, Moore
12/8/2014	Ranney, Lucas, Ely
12/8/2014	Sperko, Wernet, Gibson
12/8/2014	Smith R, Pierce, Snider, Ross, Eldridge, Mckeaver
12/20/2014	Hauck, Burnett
12/20/2014	Hodges S, Daughtrey, Reisdorf

## **SPECIAL PROJECTS / ASSIGNMENTS**

<b><u>Name</u></b>	<b><u>Project</u></b>	<b><u>Hours</u></b>
Burton	Safety Gear	6
Chevalier	Sara Title III	1
Collins	Library	1
Hylwa	Nozzles	6
Connor	November 2014 BOC Report	5
Connor	FirePro	2
White	Flashlights	3
Godden	Hose	3
Sedgley	Airbags	2
Foss	Run Reports	10
Dehart	Cribbing	1
Perry	FTO	25
Duquette	Fitness	1
McMullen	Safety Committee	1
Lambert	Inventory	20
Lambert	Safety Committee	1
Lambert	Rope Rescue	1
Gatanis	Website	10
Wernet	Hand tools	1
Sperko	Fitness	5
Naples	Radios	2
Pierce	Medical Supplies	5
McKeaver	Extractors	1
Eldridge	Extinguishers	1
Snider	Group Fitness	1
Burnett	Safety Comm	1
Hauck	Run Reports	8
Ryder	App Maint	8
Thayer	AED Program	6
Thayer	B-Shift FTO	8
D'Agostino	Uniforms	10
Daughtrey	No Smoke Systems	1
Hodges	Ground Ladders	1
Reisdorf	Gated Intakes	2
Hollins	Group Fitness	4
Hollins	Sewing	4
Garcia	Water Rescue	1
Garcia	Car seats	15
Garcia	Safe Kids	10
Garcia	Honor Guard	8
Tumolo	SCBA masks	50
Bloski	MCHIT Training Officer	60

Morgan	SCBA	40
Morgan	Thermal	2
Anderson	Hydrants	6
Keusch	Report Writing	4
Keusch	Weight Equipment	2
Kaliher	Tacticals	30
Kaliher	Car Seats	1
Pratt	Hydrant Tags	2
Wojcik	Car Seats	2
Sigfrid	Saws	2
Bonds	FTO	20
Bonds	Flow Equipment	2
Weissman	Hurst Equipment	4
McGinley	Fuel logs	2
Mc Ginley	Vol Association	6
Ramer	Air chisels	0
Questionati	Detection	12
Pietsch	Fans	4
Bennett	Cones & Vests	4
Hodges	Lock out kits	2
Saxman	Cascade Unit	1

### Smoke Detector Installations

<u>Date</u>	<u>Address</u>	<u>Blitz</u>	<u>On call</u>	<u>FPB Request</u>
12/8/2014	5508 13 St E		X6	
12/30/2014	1611 30 Ave E		x	
12/30/2014	6515 15 St E K-11		x	

### Fire Alarm Follow up

<u>Date</u>	<u>Address</u>	<u>Hours</u>	<u>Completed Y/N</u>
12/22/2014	3557 1 St E	0.25	N
12/10/2014	1125 Commerce Blvd N	0.5	N
12/31/2014	8405 Tuttle Ave	0.25	Y
12/31/2014	8306 Tourist Center Drive	0.25	N
12/2/2014	8315 Lockwood Ridge Rd	0.25	Y
12/2/2014	8229 Cooper Creek Blvd	0.25	Y
12/2/2014	1349 University Pkwy	0.25	N
12/14/2014	7425 16 St E	0.25	N
12/17/2014	5125 26 St E	0.25	N
12/30/2014	2811 59 Ave Dr E	0.25	Y
12/30/2014	8405 Tuttle Ave	0.25	N
12/5/2014	8009 15 St E	0.25	Y
12/5/2014	5030 26 St E	0.25	Y

# Comparison of Yearly Calls by Station and Month

## YEARLY CALLS BY MONTH - 2014

	Station 1	Station 2	Station 3	Station 4	Station 5	Monthly	YTD Total
January	151	107	63	45	50	<b>416</b>	416
February	140	97	59	58	33	<b>387</b>	803
March	143	124	68	54	29	<b>418</b>	1221
April	127	123	57	54	33	<b>394</b>	1615
May	150	108	64	53	37	<b>412</b>	2027
June	144	84	57	50	28	<b>363</b>	2390
July	129	94	54	52	32	<b>361</b>	2751
August	153	102	61	54	35	<b>405</b>	3156
September	135	88	73	59	31	<b>386</b>	3542
October	145	104	51	51	24	<b>375</b>	3917
November	163	102	60	50	55	<b>430</b>	4347
December	174	109	79	69	39	<b>470</b>	4817
						<b>Grand Total</b>	
<b>Total</b>	<b>1754</b>	<b>1242</b>	<b>746</b>	<b>649</b>	<b>426</b>	<b>4817</b>	

## YEARLY CALLS BY MONTH - 2013

	Station 1	Station 2	Station 3	Station 4	Station 5	Monthly	YTD Total
January	155	102	61	50	41	<b>409</b>	409
February	141	91	62	47	39	<b>380</b>	789
March	170	92	55	61	30	<b>408</b>	1197
April	151	90	63	50	33	<b>387</b>	1584
May	136	88	49	58	36	<b>367</b>	1951
June	154	101	55	45	38	<b>393</b>	2344
July	132	75	55	49	30	<b>341</b>	2685
August	153	97	51	55	29	<b>385</b>	3070
September	117	105	56	48	41	<b>367</b>	3437
October	148	103	60	54	33	<b>398</b>	3835
November	116	92	55	60	35	<b>358</b>	4193
December	121	97	59	55	35	<b>367</b>	4560
						<b>Grand Total</b>	
<b>Total</b>	<b>1694</b>	<b>1133</b>	<b>681</b>	<b>632</b>	<b>420</b>	<b>4560</b>	