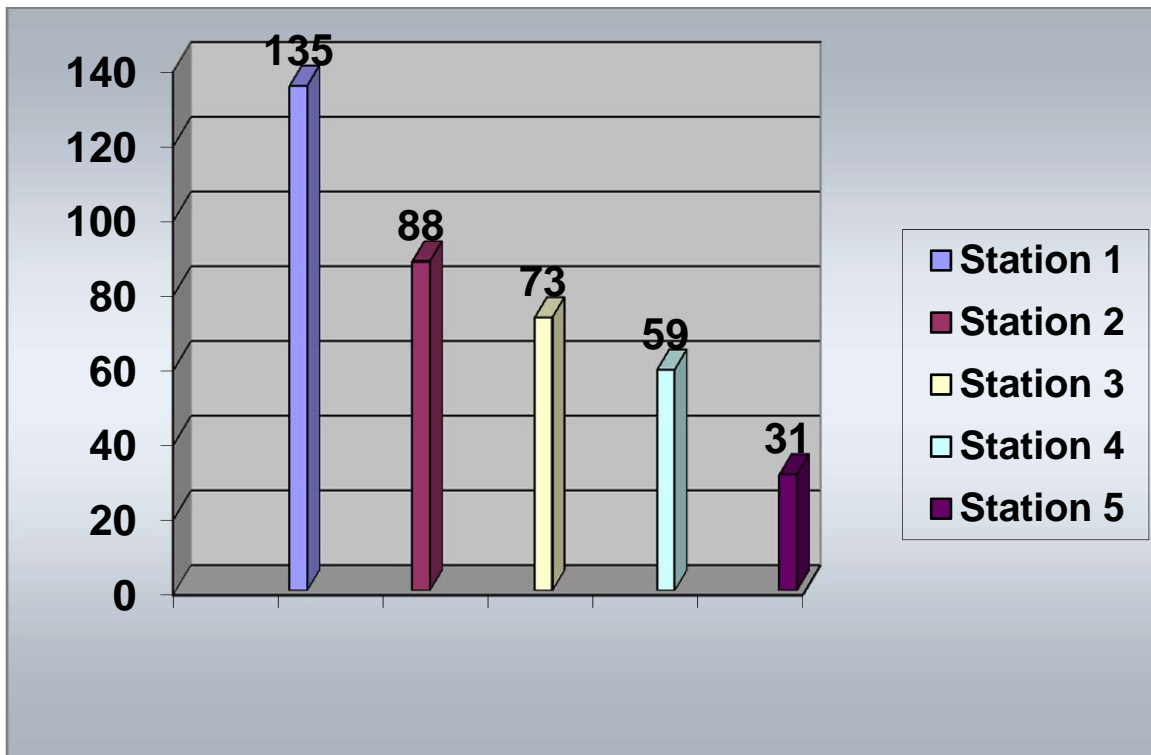


Calls by Station

September 2014



Station 1 Station 2 Station 3 Station 4 Station 5

135

88

73

59

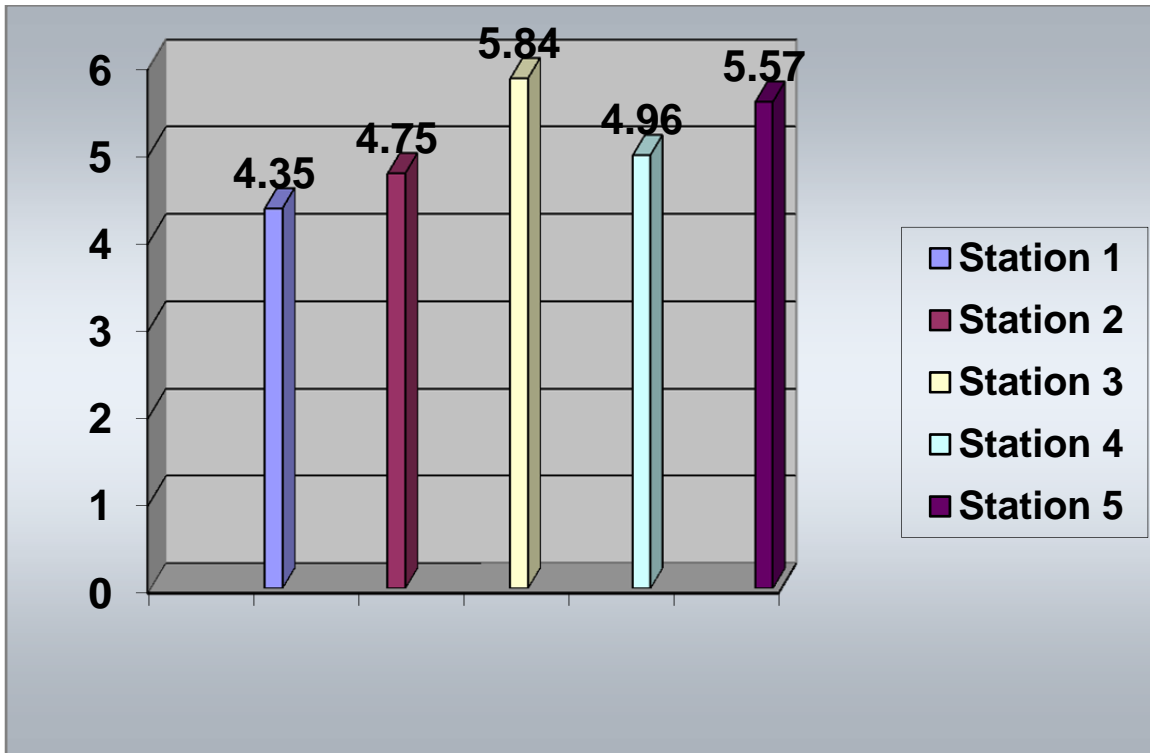
31

Total Calls for September 2014

386

Response Times by Station In Minutes

September 2014



Station 1 Station 2 Station 3 Station 4 Station 5

4.35

4.75

5.84

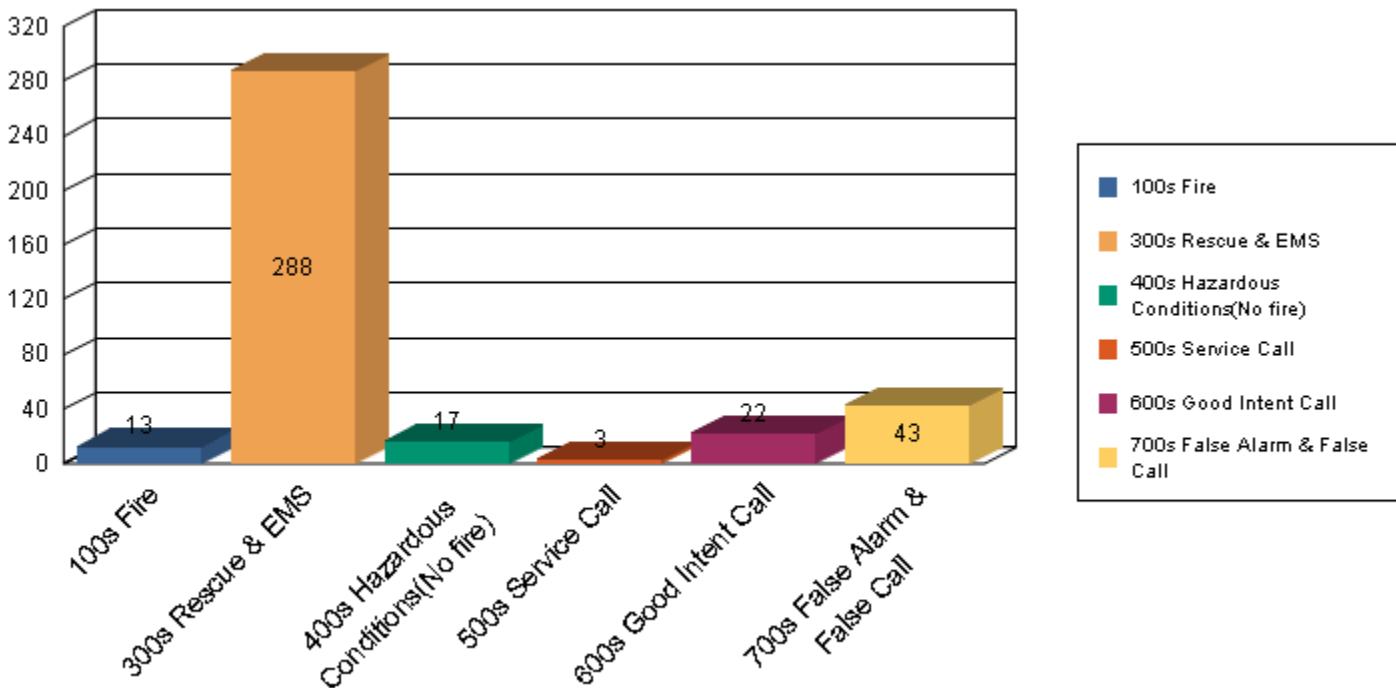
4.96

5.57

Total Average Response Time for September 2014

4.92 Minutes

September 2014



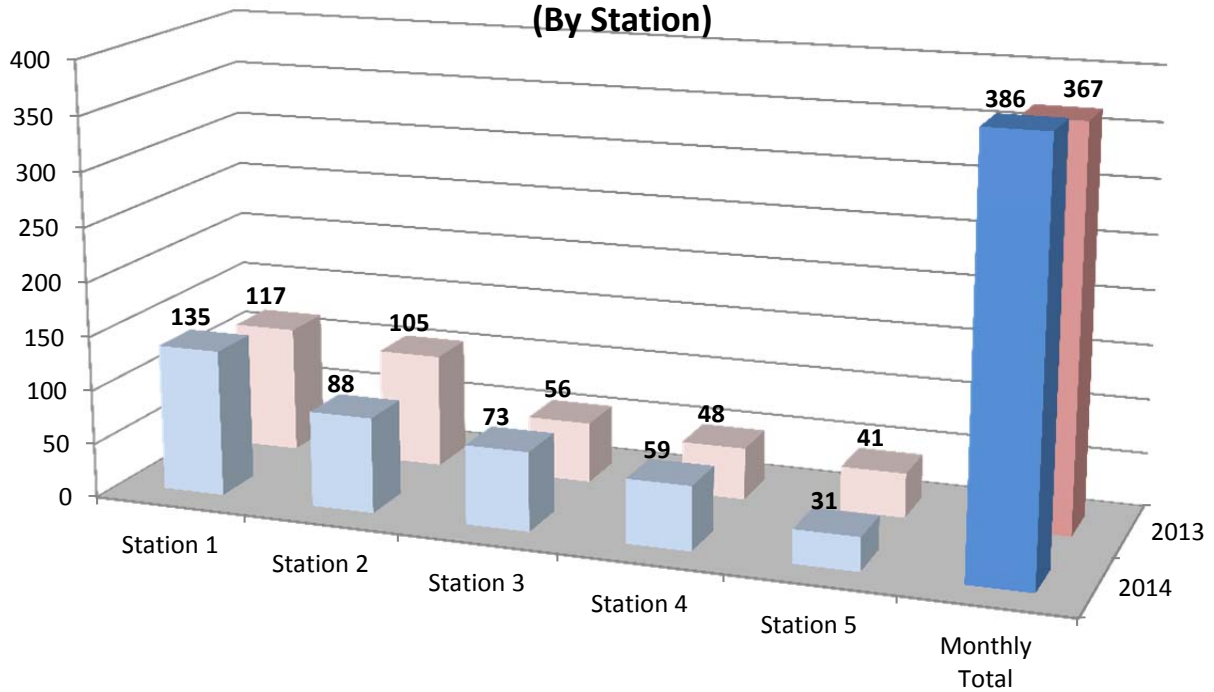
Graphed Items are sorted by Incident Type

Type Of Incident:	Total Of Incidents:	Percentage Value:
100 Series-Fire	13	3.37%
300 Series-Rescue & EMS	288	74.61%
400 Series-Hazardous Conditions (No fire)	17	4.40%
500 Series-Service Call	3	0.78%
600 Series-Good Intent Call	22	5.70%
700 Series-False Alarm & False Call	43	11.14%

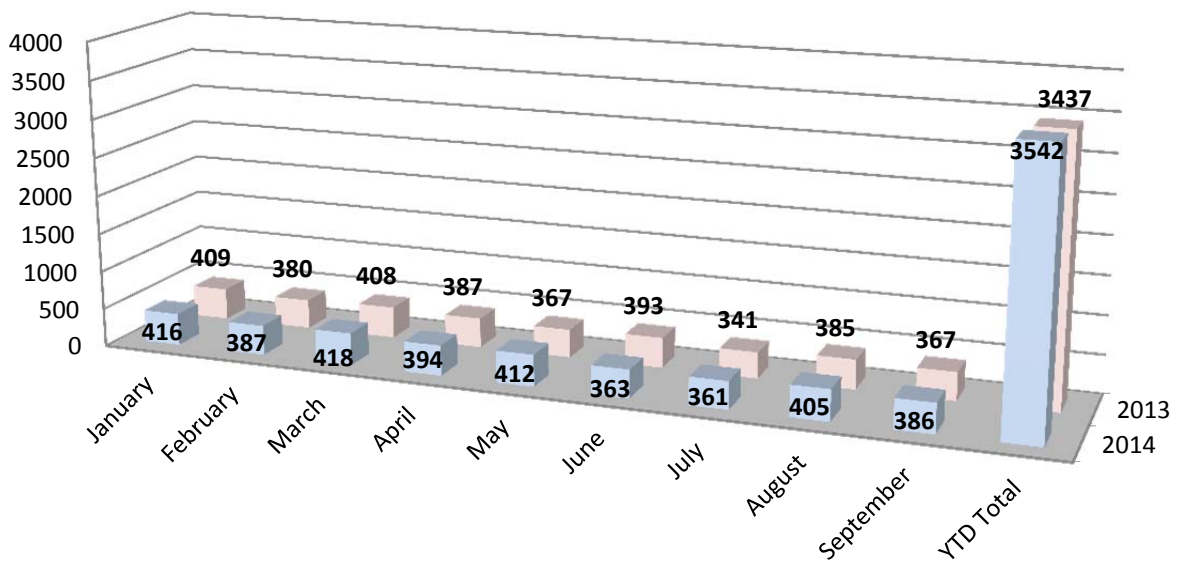
Grand Total: 386

Type Of Incident Most Frequent: 300 Series-Rescue & EMS

September 2013/2014 Call Volume Comparison (By Station)



YTD 2013/2014 Call Volume Comparison (District)



SOUTHERN MANATEE FIRE & RESCUE DISTRICT

OPERATIONS DIVISION

Monthly Activities Report for: September 2014

EMERGENCY INCIDENT RESPONSES	MONTH	2014 Totals
<u><i>Type of Call</i></u>		
100 Series - Fire	13	142
* <i>Structure Fire</i>	3	
* <i>Vehicle Fire</i>	5	
* <i>Brush Fire</i>	1	
* <i>Other Fire</i>	4	
200 Series - Explosion	0	2
300 Series - Rescue & EMS	288	2,531
* <i>EMS</i>	227	
* <i>Rescue</i>	61	
400 Series - Hazardous Conditions (No fire)	17	105
500 Series - Service Call	3	63
600 Series - Good Intent Calls	22	287
700 Series - False Alarm & False Call	43	408
800 Series - Severe Weather & Natural Disasters	0	2
900 Series - Special Type	0	2
TOTAL CALLS	386	3,542
Total Calls - 2013	367	3,437
Percentage Increase/Decrease 2012 to 2013	5.2%	3.1%
Average Responses Per Day	12.9	13.0
Value of Property Saved	\$195,090	\$37,079,850
Fire Loss - 2014	\$68,951	\$566,672
Fire Loss - 2013	\$34,756	\$531,239
Percentage Increase/Decrease 2013 to 2014	98.4%	6.7%

*Mutual & Automatic Aid Received: 5 calls

*Mutual & Automatic Aid Given: 4 calls

Southern Manatee Fire & Rescue

Operations Division

Monthly Shift Activities Report

Month: Sept 2014 Shift: A - B - C
Battalion Chiefs: Gould Blanco Smith

TOTAL RUNS FOR YOUR SHIFT:

A-shift	B-shift	C-shift	<u>Total</u>
142	119	127	388

HYDRANTS:

Flowed	0	18	10	28
Painted	0	0	9	9
Retested	0	0	0	0
Markers Placed	0	0	6	6

TACTICAL SURVEYS:

New	0	3	0	3
Revised	0	0	1	1

INSPECTIONS:

Initials	52	30	74	156
Vacant/No Access	12	13	8	33
Follow-ups	23	15	16	54
Completed	47	35	47	129

FIRE ALARM SYTEM TEST:

3	0	0	3
---	---	---	---

FIRE SPRINKLER TEST:

0	0	0	0
---	---	---	---

FIRE ALARM FOLLOW-UPS:

4	12	4	20
---	----	---	----

PUB ED PROGRAMS:

2	0	2	4
---	---	---	---

SMOKE DETECTORS INSTALLED:

1	2	2	5
---	---	---	---

EMPLOYEE EVALUATIONS:

0	0	0	0
---	---	---	---

SKILL EVALUATIONS:

0	21	2	23
---	----	---	----

RIDER/DRIVER CERT:

0 0 0 0

RIDER / DRIVER CERTS

Date **Name** **Type** **Unit**

SKILL EVALUATIONS

<u>Date</u>	<u>Name</u>	<u>Test</u>
9/16/2014	Vidoli	Ladders
9/16/2014	Vidoli	Ventilation
9/3/2014	Proll	Communications Skill Eval
9/3/2014	Proll	Equipment Skill Eval
9/3/2014	Proll	Fire Behavior Skill Eval
9/3/2014	Proll	Extinguishers Skill Eval
9/3/2014	Smith-Kerr	Communications Skill Eval
9/3/2014	Smith-Kerr	Equipment Skill Eval
9/3/2014	Smith-Kerr	Fire Behavior Skill Eval
9/3/2014	Smith-Kerr	Extinguishers Skill Eval
9/3/2014	Brishke	Communications Skill Eval
9/3/2014	Brishke	Equipment Skill Eval
9/3/2014	Brishke	Fire Behavior Skill Eval
9/3/2014	Brishke	Extinguishers Skill Eval
9/3/2014	Vodoli	Communications Skill Eval
9/3/2014	Vodoli	Equipment Skill Eval
9/3/2014	Vodoli	Fire Behavior Skill Eval
9/3/2014	Vodoli	Extinguishers Skill Eval
9/3/2014	Asfur	Communications Skill Eval
9/3/2014	Asfur	Equipment Skill Eval
9/3/2014	Asfur	Fire Behavior Skill Eval
9/3/2014	Asfur	Extinguishers Skill Eval
9/9/2014	Vaelazquez	Fire Ground Skill Eval

EMPLOYEE EVALUATIONS

Date **Name**

SPECIAL PROJECTS / ASSIGNMENTS

<u>Name</u>	<u>Project</u>	<u>Hours</u>
Hollins	Group Fitness	4
Hollins	Sewing	4
Tumolo	SCBA masks	8

Bloski	MCHIT Training Officer	46
Morgan	SCBA	3
Morgan	Thermal	2
Anderson	Hydrants	10
Keusch	Report Writing	6
Keusch	Weight Equipment	6
Kaliher	Tacticals	20
Pratt	Hydrant Tags	1
Davis	Gas Kits	1
Wojcik	Car seats	1
Wojcik	Honor Guard	4
Sigfrid	Saws	1
Hodges	Lockout Kits	1
Bonds	FTO	25
Bonds	Flow Equipment	3
Weissman	Hurst Equipment	4
McGinley	Fuel logs	2
Questionati	Detection	5
Pietsch	Fans	1
Carpenter	Tool Boxes	1
Saxman	Cascade Unit	1
Hylwa	Nozzles	2
Chevalier	Sara Title III	2
Collins	Library	1
Lambert	Fixed Assets Inventory	20
Lambert	Rope	1
Lambert	Safety Committee	1
Gatanis	Website/Videos	20
Godden	Hose	3
Godden	SMVFA	2
Connor	BOC EOM	4
White	Flashlights	1
Foss	Run Reports	10
McMullen	Safety Committee	1
Burton	Safety Gear	8
Perry	FTO	20
McMullen	Safety Committee	1
Duquette	Fitness Coordinator	1
Dehart	Cribbing	1
Wernet	Hand tools	3
Sperko	Fitness	8
Ryder	Apparatus	15
Burnett	Safety	3
Hauck	Reports	8
Dagostino	Uniforms	11
Hodges	Ground Ladders	1
Hodges	Car Seats	4.5
Daughtrey	No Smoke Systems	1
Reisdorf	Gated Intakes	2
Naples	Radios	4
Eldridge	Extinguishers	3
Pierce	Medical Supplies	5

McKeaver	Extractors	4
Snider	Group Fitness	6
Ely	Foam	1
Ely	Hosebed covers	1
Thayer	B-Shift FTO	5
Thayer	AED	1
Thayer	Eye and Ear protection	1
Ranney	Support trailer	1
Thayer	EMT Module	3

Prevention Activities Completed By Operations Division

Hydrant Flows

<u>Date</u>	<u>Address</u>	<u>Name</u>	<u>Hours</u>
-------------	----------------	-------------	--------------

Public Education Programs

<u>Date</u>	<u>Program</u>	<u>Location</u>	<u># of people</u>
9/13/2014	Truck Show	Camp Honi Hanta	100
9/18/2014	Truck Show	2041 58 Ave Cir (Beacon Ind)	60
9/29/2014	Truck show	5503 12 St E	25
9/29/2014	Truck show	924 Wilmerling	22

Smoke Detector Installations

<u>Date</u>	<u>Address</u>	<u>Blitz</u>	<u>On call</u>	<u>FPB Request</u>
9/25/2014	6011 1 St E			1
9/25/2014	2101 4 St E Apt C		1	
9/5/2014	5923 5 St E		1	
9/9/2014	3129 54 Dr E #103		2	

Fire Alarm and Sprinkler Tests

<u>Date</u>	<u>Address</u>	<u>Fire Alarm</u>	<u>Sprinkler</u>
9/2/2014	8125 25 Ct E	X	
9/8/2014	7540 15 St E	X	
9/8/2014	8251 15 St E	X	

Fire Drills

<u>Date</u>	<u>OIC</u>	<u>Hours</u>	<u>School</u>
-------------	------------	--------------	---------------

Fire Alarm Follow up

<u>Date</u>	<u>Address</u>	<u>Hours</u>	<u>Completed Y/N</u>
9/4/2014	2875 University Pkwy	0.25	N
9/28/2014	2875 University Pkwy	0.25	N
9/28/2014	2875 University Pkwy	0.25	N
9/19/2014	833 Magellan Dr	0.25	Y
9/2/2014	2611 9 St E	0.25	Y
9/26/2014	1200 37 AVE E	0.25	Y
9/8/2014	919 53 Ave E	0.25	Y
9/29/2014	1103 63 Ave E	0.25	N
9/3/2014	2875 University	0.25	N
9/15/2014	8419 Tuttle Ave	0.25	Y
9/15/2014	5601 Country Club Way	0.25	Y
9/18/2014	2911 53 Ave E	0.25	N
9/27/2014	2875 University PKY	0.25	Y
9/3/2014	5125 26 St E	0.25	N
9/30/2014	1003 63 Ave E	0.25	Y
9/30/2014	6805 15 St E	0.25	N
9/24/2014	1055 301 Blvd	0.25	Y
9/30/2014	1003 63 Ave E	0.25	Y
9/30/2014	6805 15 St E	0.25	N
9/29/2014	1055 301 Blvd	0.25	N

Comparison of Yearly Calls by Station and Month

YEARLY CALLS BY MONTH - 2014

	Station 1	Station 2	Station 3	Station 4	Station 5	Monthly	YTD Total
January	151	107	63	45	50	416	416
February	140	97	59	58	33	387	803
March	143	124	68	54	29	418	1221
April	127	123	57	54	33	394	1615
May	150	108	64	53	37	412	2027
June	144	84	57	50	28	363	2390
July	129	94	54	52	32	361	2751
August	153	102	61	54	35	405	3156
September	135	88	73	59	31	386	3542
October							
November							
December							
						Grand Total	
Total	1272	927	556	479	308	3542	

YEARLY CALLS BY MONTH - 2013

	Station 1	Station 2	Station 3	Station 4	Station 5	Monthly	YTD Total
January	155	102	61	50	41	409	409
February	141	91	62	47	39	380	789
March	170	92	55	61	30	408	1197
April	151	90	63	50	33	387	1584
May	136	88	49	58	36	367	1951
June	154	101	55	45	38	393	2344
July	132	75	55	49	30	341	2685
August	153	97	51	55	29	385	3070
September	117	105	56	48	41	367	3437
October	148	103	60	54	33	398	3835
November	116	92	55	60	35	358	4193
December	121	97	59	55	35	367	4560
						Grand Total	
Total	1694	1133	681	632	420	4560	