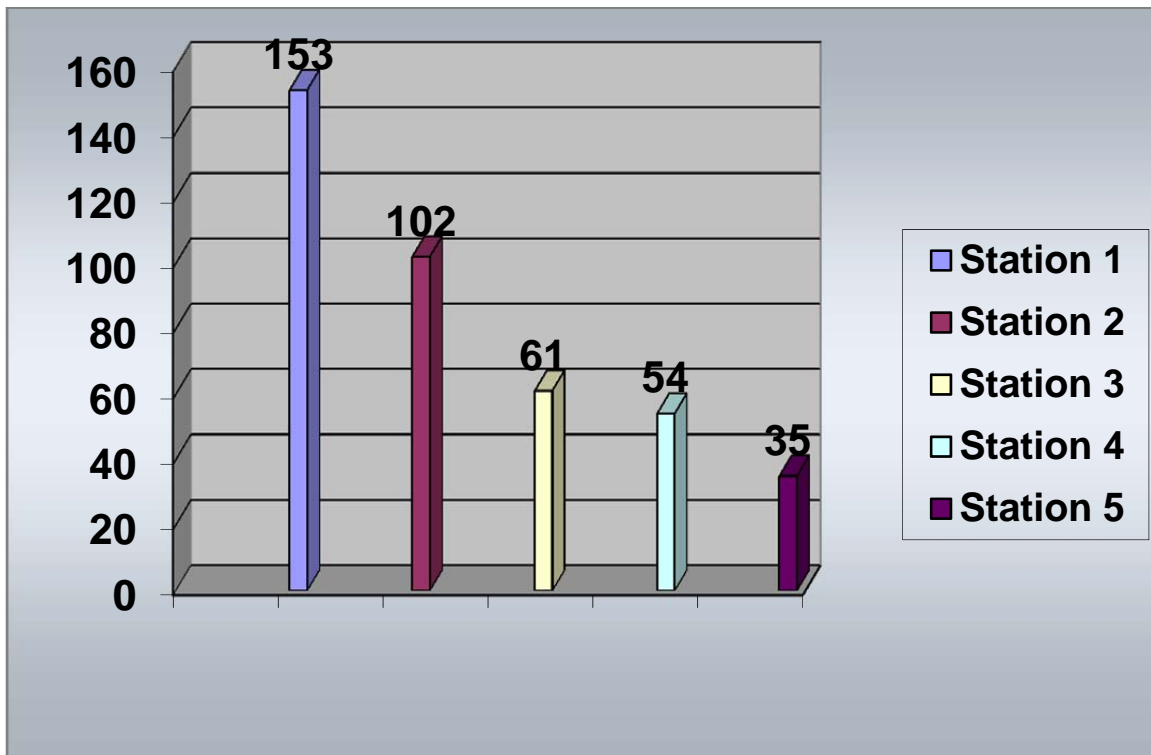


Calls by Station

August 2014



Station 1 Station 2 Station 3 Station 4 Station 5

153

102

61

54

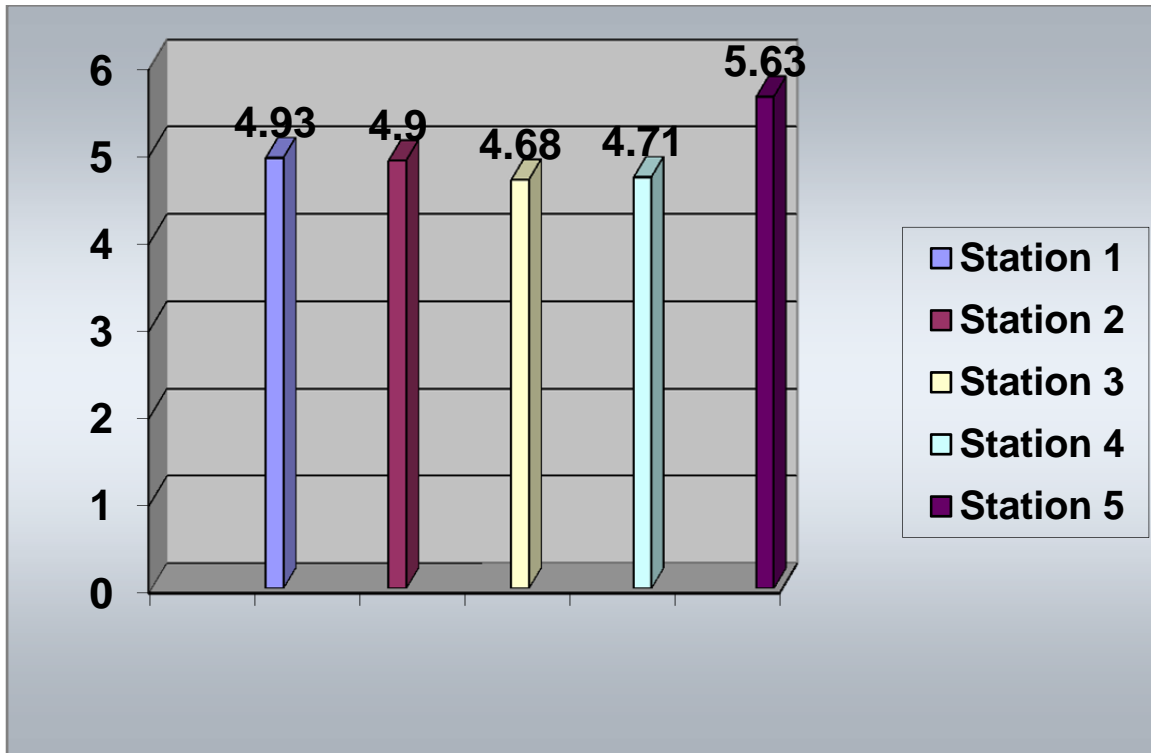
35

Total Calls for August 2014

405

Response Times by Station In Minutes

August 2014



Station 1 Station 2 Station 3 Station 4 Station 5

4.93

4.90

4.68

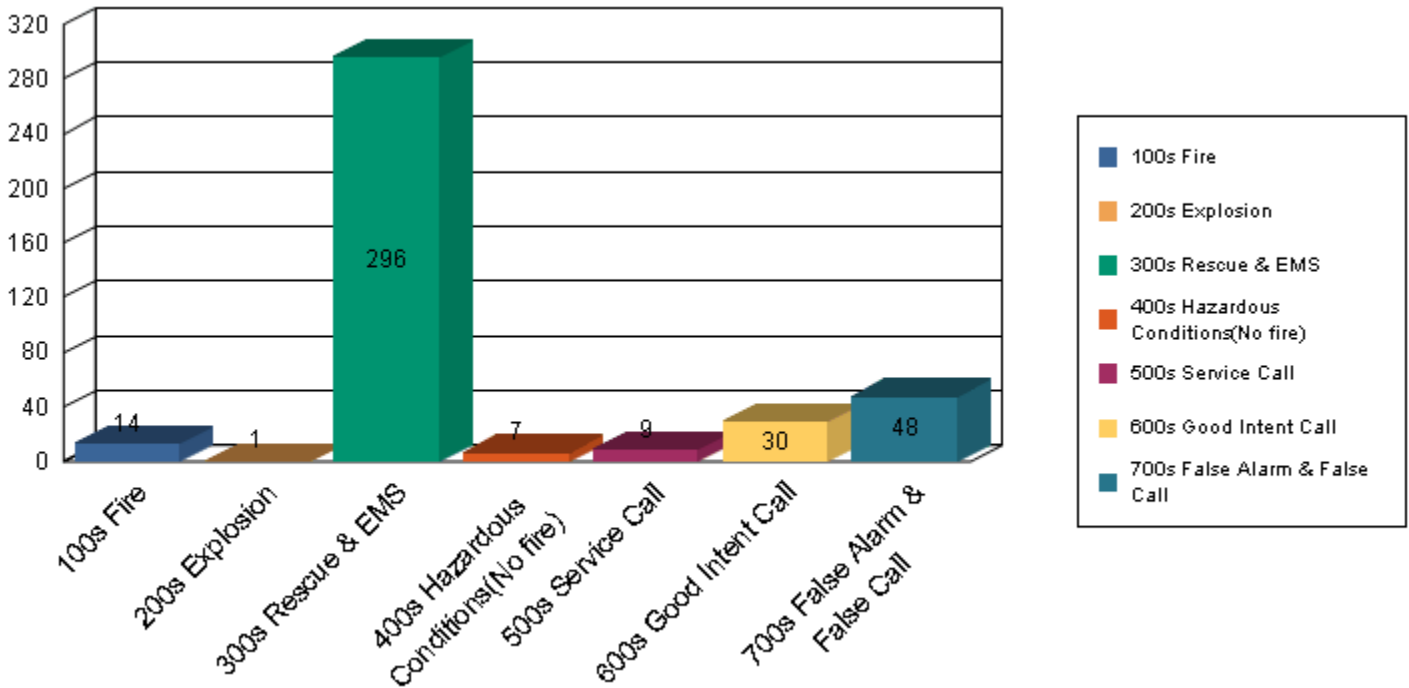
4.71

5.63

Total Average Response Time for August 2014

4.90 Minutes

August 2014



Graphed Items are sorted by Incident Type

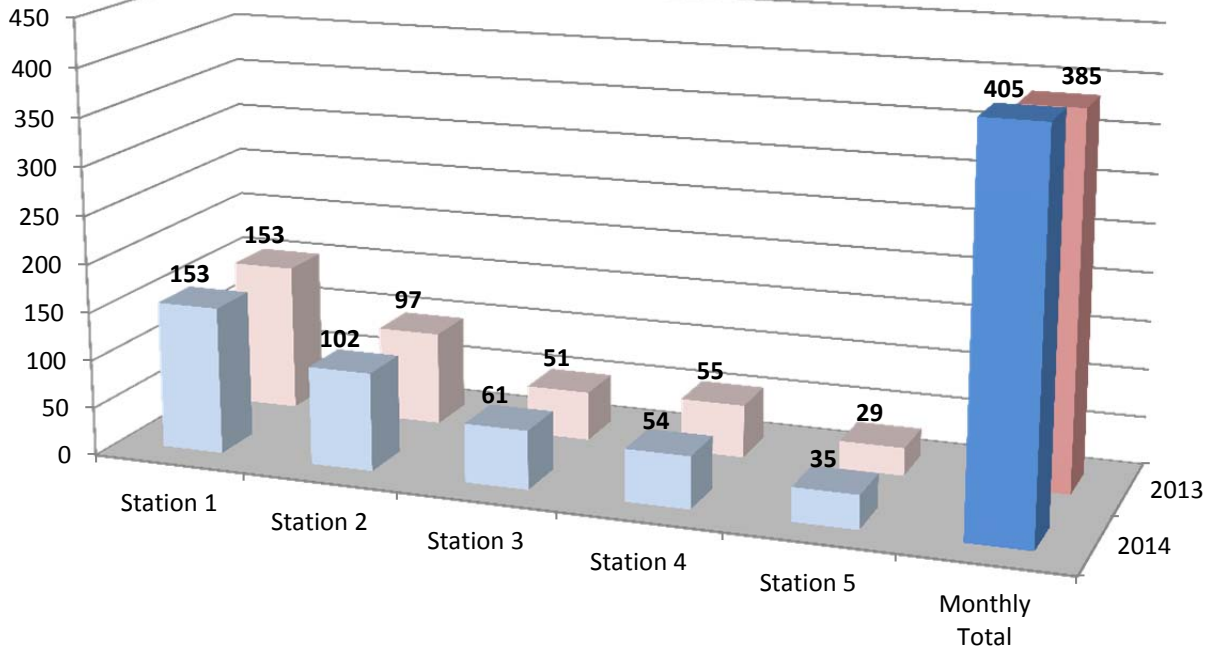
Type Of Incident:	Total Of Incidents:	Percentage Value:
100 Series-Fire	14	3.46%
200 Series-Explosion	1	0.25%
300 Series-Rescue & EMS	296	73.09%
400 Series-Hazardous Conditions(No fire)	7	1.73%
500 Series-Service Call	9	2.22%
600 Series-Good Intent Call	30	7.41%
700 Series-False Alarm & False Call	48	11.85%

Grand Total: 405

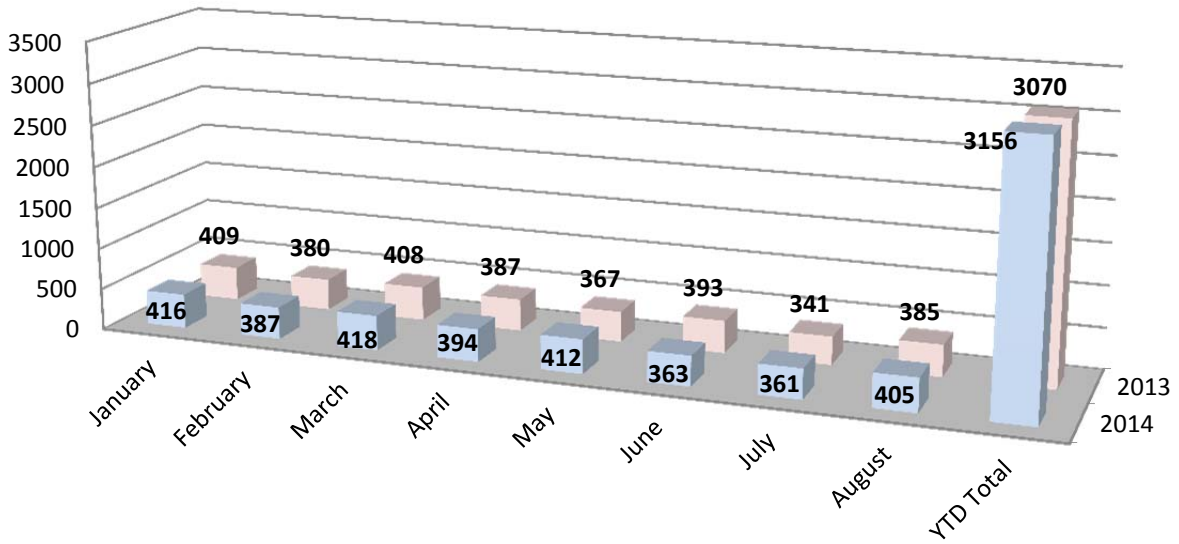
Type Of Incident Most Frequent: 300 Series-Rescue & EMS

Print Date: 9/5/2014

August 2013/2014 Call Volume Comparison (By Station)



YTD 2013/2014 Call Volume Comparison (District)



SOUTHERN MANATEE FIRE & RESCUE DISTRICT

OPERATIONS DIVISION

Monthly Activities Report for: August 2014

EMERGENCY INCIDENT RESPONSES	MONTH	2014 Totals
<u><i>Type of Call</i></u>		
100 Series - Fire	14	129
* <i>Structure Fire</i>	7	
* <i>Vehicle Fire</i>	3	
* <i>Brush Fire</i>	1	
* <i>Other Fire</i>	3	
200 Series - Explosion	1	2
300 Series - Rescue & EMS	296	2,243
* <i>EMS</i>	241	
* <i>Rescue</i>	55	
400 Series - Hazardous Conditions (No fire)	7	88
500 Series - Service Call	9	60
600 Series - Good Intent Calls	30	265
700 Series - False Alarm & False Call	48	365
800 Series - Severe Weather & Natural Disasters	0	2
900 Series - Special Type	0	2
TOTAL CALLS	405	3,156
Total Calls - 2013	385	3,070
Percentage Increase/Decrease 2012 to 2013	5.2%	2.8%
Average Responses Per Day	13.0	12.6
Value of Property Saved	\$22,806,581	\$36,884,760
Fire Loss - 2014	\$26,228	\$497,721
Fire Loss - 2013	\$2,505	\$496,483
Percentage Increase/Decrease 2013 to 2014	947.0%	0.2%

*Mutual & Automatic Aid Received: 5 calls

*Mutual & Automatic Aid Given: 8 calls

Southern Manatee Fire & Rescue

Operations Division

Monthly Shift Activities Report

Month: August 2014 Shift: A - B - C
 Battalion Chiefs: Gould Blanco Smith

TOTAL RUNS FOR YOUR SHIFT:

A-shift	B-shift	C-shift	<u>Total</u>
132	166	109	407

HYDRANTS:

Flowed	0	10	0	10
Painted	0	0	0	0
Retested	0	0	0	0
Markers Placed	0	22	0	22

TACTICAL SURVEYS:

New	0	1	0	1
Revised	0	0	3	3

INSPECTIONS:

Initials	65	112	92	269
Vacant/No Access	10	24	58	92
Follow-ups	5	15	6	26
Completed	47	90	63	200

FIRE ALARM SYTEM TEST:

2	1	0	3
---	---	---	---

FIRE SPRINKLER TEST:

0	0	0	0
---	---	---	---

FIRE ALARM FOLLOW-UPS:

10	10	2	22
----	----	---	----

PUB ED PROGRAMS:

3	3	0	6
---	---	---	---

SMOKE DETECTORS INSTALLED:

4	2	0	6
---	---	---	---

EMPLOYEE EVALUATIONS:

0	0	0	0
---	---	---	---

SKILL EVALUATIONS:

1	1	0	2
---	---	---	---

RIDER/DRIVER CERT:

0	0	1	1
---	---	---	---

RIDER / DRIVER CERTS

<u>Date</u>	<u>Name</u>	<u>Type</u>	<u>Unit</u>
8/26/2014	Velazquez	Rider	E-8

SKILL EVALUATIONS

<u>Date</u>	<u>Name</u>	<u>Test</u>
8/9/2014	Ellis, D	Cascade
8/7/2014	Brishke	Cascade

EMPLOYEE EVALUATIONS

<u>Date</u>	<u>Name</u>
-------------	-------------

SPECIAL PROJECTS / ASSIGNMENTS

<u>Name</u>	<u>Project</u>	<u>Hours</u>
McMullen	Safety Committee	2
Connor	Fire Pro	4
Connor	July BOC EOM Report	12
Godden	Hose	2.5
White	Flashlights	1
Foss	Run Reports	10
Sedgley	Airbags	1
Sedgley	Carseat Install	1
Chevalier	Sara Title III	1
Collins	Library	1
Hylwa	Nozzles	1
Burton	Safety Gear	12
Perry	FTO	20
Dehart	Cribbing	1
Duquette	Fitness Coordinator	1
Lambert	Asset Inventory	24
Lambert	Safety Committee	2
Lambert	Rope Rescue	4
Gatanis	Website	10
Moore	Equipment Book	1
Wernet	Hand tools	2
Sperko	Fitness	0
D'Agostino	Uniforms	10
Reisidorf	Gated Intakes	2
Hodges	Ground Ladders	0
Naples	Radios	2
Eldridge	Extinguishers	2
McKeaver	Extractors	2
Pierce	Medical Supplies	10
Snider	Group Fitness	3
Smith	Truck Checks	10
Thayer	B-Shift FTO	10
Thayer	AED	8
Thayer	EMT Modules	4

Thayer	Hepatitis Shots	3
Thayer	Eye & Ear Protection	1
Ranney	Support Trailer	4
Ryder	Apparatus Maintenance	15
Hauck	Run Reports	10
Burnett	Safety	3
Hollins	Group Fitness	4
Hollins	Sewing	8
Garcia	Water Rescue	1
Tumolo	SCBA masks	18
Bloski	MCHIT Training Officer	64
Morgan	SCBA	2
Morgan	Thermal	1
Anderson	Hydrants	12
Keusch	Report Writing	4
Keusch	Weight Equipment	1
Kaliher	Tacticals	30
Pratt	Hydrant Tags	1
Wojcik	Honor Guard	1
Wojcik	Hazmat suits	20
Sigfrid	Saws	1
Bonds	FTO	30
Bonds	Flow Equipment	6
Weissman	Hurst Equipment	12
Mc Ginley	Fuel logs	3
Mc Ginley	Vol Association	3
Ramer	Air chisels	1
Questionati	Detection	8
Pietsch	Fans	1
Carpenter	Tool Boxes	1
Bennett	Cones & Vests	1
Hodges	Safety Committee	2
Hodges	Lock out kits	1
Saxman	Cascade Unit	1

Prevention Activities Completed By Operations Division

Hydrant Flows

<u>Date</u>	<u>Address</u>	<u>Name</u>	<u>Hours</u>
-------------	----------------	-------------	--------------

Public Education Programs

<u>Date</u>	<u>Program</u>	<u>Location</u>	<u># of people</u>	<u>Unit</u>
8/18/2014	Back to School Zone	Kinnan Elem	N/A	E-331
8/18/2014	Back to School Zone	Daughtrey Elem	N/A	T-313
8/18/2014	Back to School Zone	Oneco Elem	N/A	E-311
8/19/2014	Back to School Zone	Kinnan Elem	N/A	E-331
8/19/2014	Back to School Zone	Daughtrey Elem	N/A	E-311
8/19/2014	Back to School Zone	Oneco Elem	N/A	T-313

Smoke Detector Installations

<u>Date</u>	<u>Address</u>	<u>Blitz</u>	<u>On call</u>	<u>FPB Request</u>
8/9/2014	308 60 Ave Dr E		2	
8/9/2014	310 60 Ave Dr E		2	
8/13/2014	2211 32 Ave E			1
8/16/2014	5015 W Country Club Dr		1	

Fire Alarm and Sprinkler Tests

<u>Date</u>	<u>Address</u>	<u>Fire Alarm</u>	<u>Sprinkler</u>
8/15/2014	6208 28 St E	X	
8/21/2014	6204 28 St E	X	
8/4/2014	925 26 Ave E	X	

Fire Alarm Follow up

<u>Date</u>	<u>Address</u>	<u>Hours</u>	<u>Completed Y/N</u>
8/6/2014	7500 26 Ct E	0.25	N
8/12/2014	1200 37 Ave E	0.25	Y
8/12/2014	2303 1 St E	0.25	Y
8/27/2014	202 13 Ave E	0.25	Y
8/27/2014	2020 26 Ave E	0.25	Y
8/3/2014	5030 26 St E	0.25	N
8/3/2014	2415 Whitfield Ind Way	0.25	N
8/15/2014	7565 Commerce Ct	0.25	Y
8/18/2014	1003 63 Ave E	0.25	Y
8/18/2014	6493 Parkland Dr	0.25	Y
8/1/2014	2020 26 Ave E	0.25	Y
8/16/2014	1806 38 Ave E	0.25	N
8/19/2014	3100 Whitfield Ave	0.25	N
8/19/2014	3415 Tallevast Rd	0.25	N
8/19/2014	1806 38 Ave E	0.25	N
8/4/2014	5030 26 St E	0.25	Y
8/4/2014	1090 Commerce Blvd	0.25	Y
8/4/2014	6225 21 St E	0.25	Y
8/28/2014	3530 Whitfield Ave	0.25	N
8/28/2014	7461 Prospect Rd	0.25	Y
8/11/2014	7675 Matoka Rd	0.25	Y
8/5/2014	2415 Whitfield Industrial Way	0.25	N

Comparison of Yearly Calls by Station and Month

YEARLY CALLS BY MONTH - 2014

	Station 1	Station 2	Station 3	Station 4	Station 5	Monthly	YTD Total
January	151	107	63	45	50	416	416
February	140	97	59	58	33	387	803
March	143	124	68	54	29	418	1221
April	127	123	57	54	33	394	1615
May	150	108	64	53	37	412	2027
June	144	84	57	50	28	363	2390
July	129	94	54	52	32	361	2751
August	153	102	61	54	35	405	3156
September							
October							
November							
December							
						Grand Total	
Total	1137	839	483	420	277	3156	

YEARLY CALLS BY MONTH - 2013

	Station 1	Station 2	Station 3	Station 4	Station 5	Monthly	YTD Total
January	155	102	61	50	41	409	409
February	141	91	62	47	39	380	789
March	170	92	55	61	30	408	1197
April	151	90	63	50	33	387	1584
May	136	88	49	58	36	367	1951
June	154	101	55	45	38	393	2344
July	132	75	55	49	30	341	2685
August	153	97	51	55	29	385	3070
September	117	105	56	48	41	367	3437
October	148	103	60	54	33	398	3835
November	116	92	55	60	35	358	4193
December	121	97	59	55	35	367	4560
						Grand Total	
Total	1694	1133	681	632	420	4560	