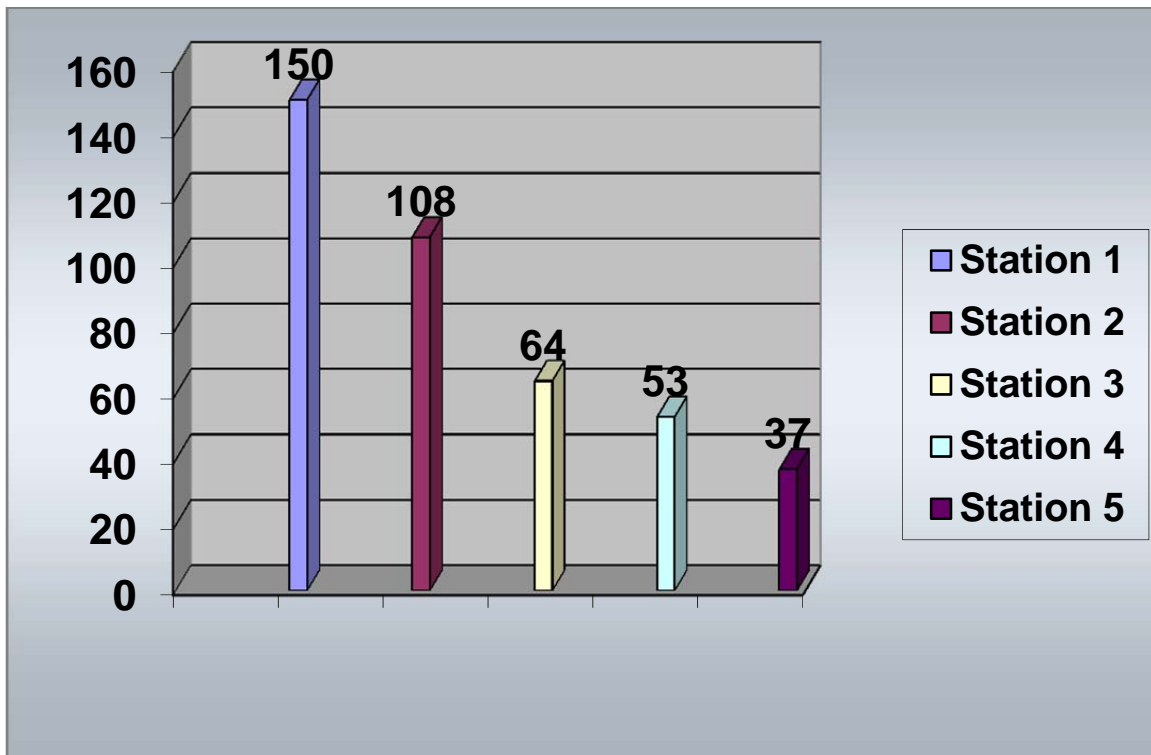


Calls by Station

May 2014



Station 1 Station 2 Station 3 Station 4 Station 5

150

108

64

53

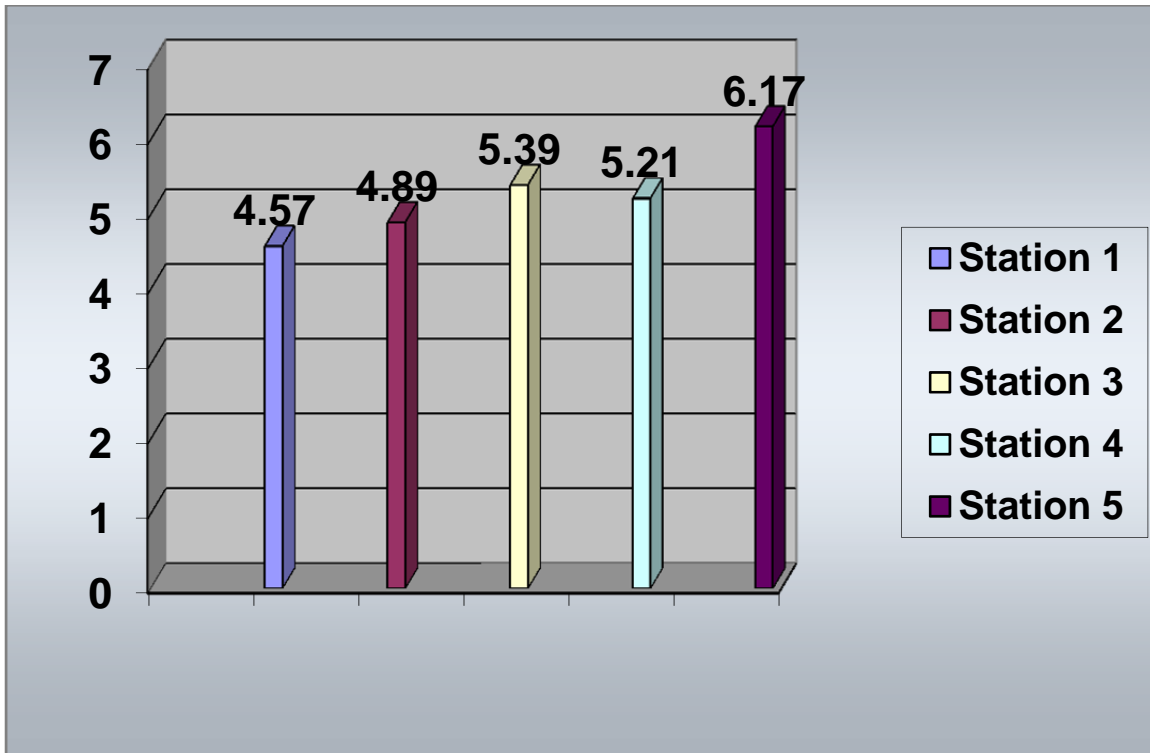
37

Total Calls for May 2014

412

Response Times by Station In Minutes

May 2014



Station 1 Station 2 Station 3 Station 4 Station 5

4.57

4.89

5.39

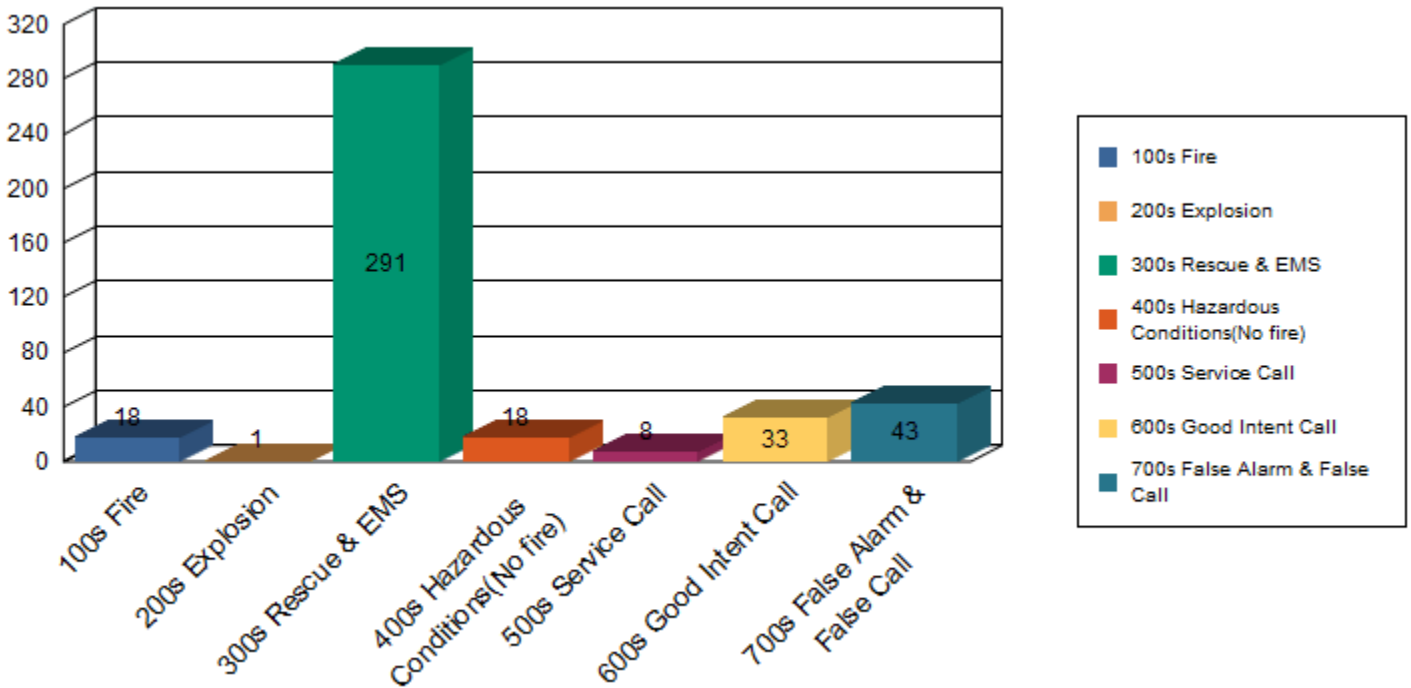
5.21

6.17

Total Average Response Time for May 2014

5.00 Minutes

May 2014



Graphed Items are sorted by Incident Type

Type Of Incident:

Total Of Incidents:

Percentage Value:

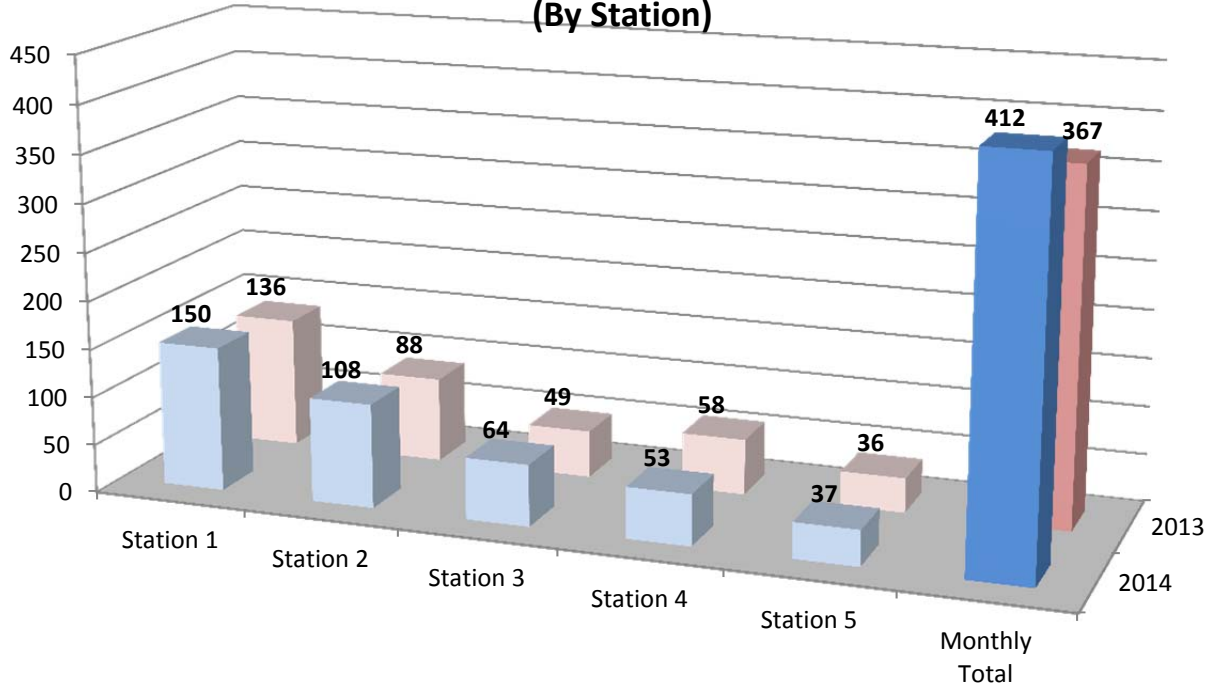
100 Series-Fire	18	4.37%
200 Series-Explosion	1	0.24%
300 Series-Rescue & EMS	291	70.63%
400 Series-Hazardous Conditions (No fire)	18	4.37%
500 Series-Service Call	8	1.94%
600 Series-Good Intent Call	33	8.01%
700 Series-False Alarm & False Call	43	10.44%

Grand Total: 412

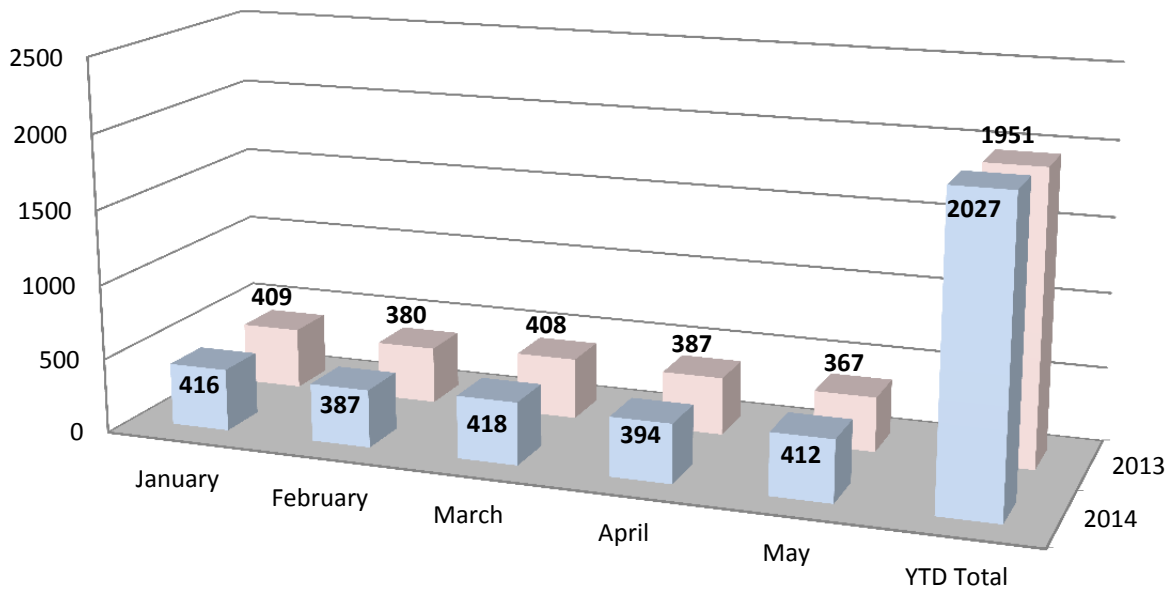
Type Of Incident Most Frequent: 300 Series-Rescue & EMS

Print Date: 6/1/2014

May 2013/2014 Call Volume Comparison (By Station)



YTD 2013/2014 Call Volume Comparison (District)



SOUTHERN MANATEE FIRE & RESCUE DISTRICT

OPERATIONS DIVISION

Monthly Activities Report for: May 2014

EMERGENCY INCIDENT RESPONSES	MONTH	2014 Totals
<u><i>Type of Call</i></u>		
100 Series - Fire	18	70
* <i>Structure Fire</i>	4	
* <i>Vehicle Fire</i>	8	
* <i>Brush Fire</i>	0	
* <i>Other Fire</i>	6	
200 Series - Explosion	1	1
300 Series - Rescue & EMS	291	1,460
* <i>EMS</i>	242	
* <i>Rescue</i>	49	
400 Series - Hazardous Conditions (No fire)	18	59
500 Series - Service Call	8	37
600 Series - Good Intent Calls	33	179
700 Series - False Alarm & False Call	43	208
800 Series - Severe Weather & Natural Disasters	0	1
900 Series - Special Type	0	2
TOTAL CALLS	412	2,027
Total Calls - 2013	367	1,951
Percentage Increase/Decrease 2012 to 2013	12.3%	3.9%
Average Responses Per Day	13.3	12.9
Value of Property Saved	\$3,381,247	\$6,776,745
Fire Loss - 2014	\$286,256	\$366,876
Fire Loss - 2013	\$79,857	\$454,345
Percentage Increase/Decrease 2013 to 2014	258.5%	-19.3%

*Mutual & Automatic Aid Received: 0 calls

*Mutual & Automatic Aid Given: 3 calls

Southern Manatee Fire & Rescue

Operations Division

Monthly Shift Activities Report

Month: May 2014

Shift: A - B - C

Battalion Chiefs: Gould Blanco Smith

TOTAL RUNS FOR YOUR SHIFT:

A-shift	B-shift	C-shift	<u>Total</u>
134	143	131	408

HYDRANTS:

Flowed	62	60	39	161
Painted	37	2	10	49
Retested	0	0	0	0
Markers Placed	15	0	12	27

TACTICAL SURVEYS:

New	1	1	0	2
Revised	1	1	0	2

INSPECTIONS:

Initials	44	11	28	83
Vacant/No Access	4	6	4	14
Follow-ups	17	7	10	34
Completed	31	12	28	71

FIRE ALARM SYTEM TEST:

0	0	0	0
---	---	---	---

FIRE SPRINKLER TEST:

0	0	0	0
---	---	---	---

FIRE ALARM FOLLOW-UPS:

2	13	7	22
---	----	---	----

PUB ED PROGRAMS:

1	0	1	2
---	---	---	---

SMOKE DETECTORS INSTALLED:

0	0	19	19
---	---	----	----

EMPLOYEE EVALUATIONS:

0	0	0	0
---	---	---	---

SKILL EVALUATIONS:

0	0	0	0
---	---	---	---

RIDER/DRIVER CERT:

5

13

15

33

RIDER / DRIVER CERTS

<u>Date</u>	<u>Name</u>	<u>Type</u>	<u>Unit</u>
5/23/2014	Hackley	Rider	E-8
5/23/2014	Proll	Rider	E-11
5/21/2014	Asfur	Rider	E-9
5/26/2014	Vidoli	Rider	E-9
5/26/2014	Vidoli	Rider	E-13
5/9/2014	Hackley	Rider	E-12
5/9/2014	Hackley	Rider	E-7
5/18/2014	Ellis	Rider	E-12
5/18/2014	Ellis	Rider	E-7
5/21/2014	Brishke	Rider	E-12
5/21/2014	Brishke	Rider	E-7
5/19/2014	Kerr	Rider	E-11
5/19/2014	Kerr	Rider	E-6
5/24/2014	Hackley	Rider	E-13
5/24/2014	Hackley	Rider	E-9
5/27/2014	Vidoli	Rider	E-12
5/27/2014	Vidoli	Rider	E-7
5/27/2014	Hackley	Rider	E-10
5/19/2014	Hackley	Rider	E-11, E-6
5/13/2014	Asfur	Rider	E-12
5/16/2014	Smith-Kerr	Rider	E-9, E-13
5/22/2014	Brishke	Rider	E-9, E-13
5/25/2014	Ellis	Rider	E-9, E-13
5/28/2014	Vidoli	Rider	E-11
5/28/2014	Velazquez	Rider	E-12
5/28/2014	Smith-Kerr	Rider	E-12
5/28/2014	Proll	Rider	E-7
5/25/2014	Ellis	Rider	E-10
5/28/2014	Brishke	Rider	E-8

SKILL EVALUATIONS

<u>Date</u>	<u>Name</u>	<u>Test</u>
-------------	-------------	-------------

EMPLOYEE EVALUATIONS

<u>Date</u>	<u>Name</u>
-------------	-------------

SPECIAL PROJECTS / ASSIGNMENTS

<u>Name</u>	<u>Project</u>	<u>Hours</u>
Chevalier	Sara Title III	1
Hylwa	Nozzles	1
Lambert	Inventory	2

Lambert	Rope Rescue	1
Lambert	Safety Committee	1
Moore	Equipment Book	1
Gatanis	Website	5
Perry	FTO	15
Perry,Foss,White	CPR Recert	14
Duquette	Fitness Coordinator	1
Dehart	Cribbing	2
Connor	FirePro	2
Connor	April BOC Report	4
Connor	Accountability	1.5
Godden	Hose	8
White	Flashlights	1
Sedgley	Airbags	0.5
Foss	Run Reports	10
McMullen	Safety Committee	2
Burton	Safety Gear	10
Ranney	Support Trailer	1
Thayer	CPR Renewals	16
Thayer	EMT Modules	6
Thayer	AED Program	10
Thayer	B-Shift FTO	10
Thayer	New Interns Training	5
Sperko	Fitness	5
Wernet	Hand tools	2
Gibson	Flag poles	2
Ryder	Apparatus Maintenance	10
Hauck	Run Reports	8
Burnett	Safety Committee	3
DAGostino	Uniforms	10
Hodges	Ground Ladders	1
Hodges	Car Seat Install	1
Daughtrey	No Smoke Systems	1
Reisdorf	Gated Intakes	5
Naples	Radios	4
McKeaver	Extractors	8
Pierce	Medical Supplies	4
Eldridge	Extinguishers	3
Smith, R	Truck Checks	8
Snider	Group Fitness	1
Hollins	Group Fitness	4
Hollins	Sewing	4
Garcia	Water Rescue	1
Tumolo	SCBA masks	2
Bloski	MCHIT Training Officer	40
Morgan	SCBA	2
Morgan	Thermal	2
Anderson	Hydrants	8
Keusch	Vol Association	1
Keusch	Report Writing	10
Keusch	Weight Equipment	1
Kaliher	Tacticals	25

Pratt	Hydrant Tags	2
Wojcik	CPR Instructor	12
Wojcik	Hazmat Suits	2
Wojcik	Car Seat	1
Sigfrid	Saws	4
Bonds	FTO	40
Bonds	Flow Equipment	6
Weissman	Hurst Equipment	2
Mc Ginley	Fuel logs	6
Mc Ginley	Vol Association	1
Ramer	Air Chisels	1
Questionati	Detection	6
Pietsch	Fans	2
Carpenter	Tool Boxes	1
Hodges	Lock Out Kits	1
Saxman	Cascade Unit	1

Prevention Activities Completed By Operations Division

Hydrant Flows

<u>Date</u>	<u>Address</u>	<u>Name</u>	<u>Hours</u>
-------------	----------------	-------------	--------------

Public Education Programs

<u>Date</u>	<u>Program</u>	<u>Location</u>	<u># of people</u>
5/14/2014	Engine Show/Fire Safety	4825 51 St E	16
5/31/2014	Truck Show	Home Depot	100+

Smoke Detector Installations

<u>Date</u>	<u>Address</u>	<u>Blitz</u>	<u>On call</u>	<u>FPB Request</u>
5/22/2014	508 44 Ave E	X		

Fire Alarm Follow up

<u>Date</u>	<u>Address</u>	<u>Hours</u>	<u>Completed Y/N</u>
5/29/2014	6350 15 St E	0.5	N
5/29/2014	2800 15 St E	0.5	Y
5/3/2014	3715 1 St E	0.25	N
5/9/2014	2106 26 Ave E	0.25	N
5/9/2014	7680 Matoaka Rd	0.25	Y
5/7/2014	7910 25 Ct E	0.25	N
5/24/2014	2800 15 St E	0.25	N
5/3/2014	2359 Trailmate Dr	0.25	Y
5/6/2014	1651 Whitfield Ave	0.25	N
5/9/2014	8161 15 St E	0.25	N
5/9/2014	7245 16 St E	0.25	N
5/12/2014	7100 Madonna Pl	0.25	Y
5/27/2014	1651 Whitfield Ave	0.25	N
5/27/2014	2025 63 Ave E	0.25	N

5/30/2014	1651 Whitfield Ave	0.25	N
5/13/2014	7608 Lockwood Ridge Rd	0.25	N
5/16/2014	5275 University Parkway	0.25	Y
5/19/2014	6314 31 St E	0.25	N
5/19/2014	358 34 Ave Dr E	0.25	N
5/1/2014	8011 15 St E	0.25	N
5/7/2014	1651 Whitfield Ave	0.25	N
5/10/2014	8161 15 St E	0.25	Y

Comparison of Yearly Calls by Station and Month

YEARLY CALLS BY MONTH - 2014

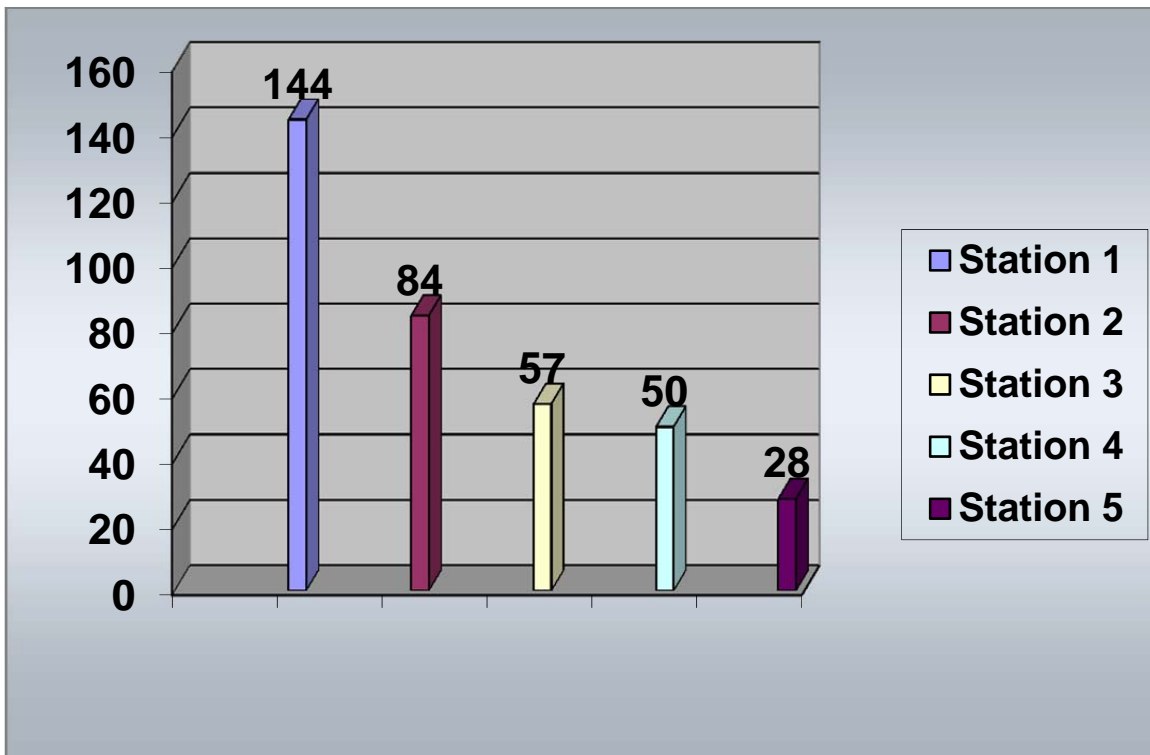
	Station 1	Station 2	Station 3	Station 4	Station 5	Monthly	YTD Total
January	151	107	63	45	50	416	416
February	140	97	59	58	33	387	803
March	143	124	68	54	29	418	1221
April	127	123	57	54	33	394	1615
May	150	108	64	53	37	412	2027
June							
July							
August							
September							
October							
November							
December							
						Grand Total	
Total	711	559	311	264	182	2027	

YEARLY CALLS BY MONTH - 2013

	Station 1	Station 2	Station 3	Station 4	Station 5	Monthly	YTD Total
January	155	102	61	50	41	409	409
February	141	91	62	47	39	380	789
March	170	92	55	61	30	408	1197
April	151	90	63	50	33	387	1584
May	136	88	49	58	36	367	1951
June	154	101	55	45	38	393	2344
July	132	75	55	49	30	341	2685
August	153	97	51	55	29	385	3070
September	117	105	56	48	41	367	3437
October	148	103	60	54	33	398	3835
November	116	92	55	60	35	358	4193
December	121	97	59	55	35	367	4560
						Grand Total	
Total	1694	1133	681	632	420	4560	

Calls by Station

June 2014



Station 1 Station 2 Station 3 Station 4 Station 5

144

84

57

50

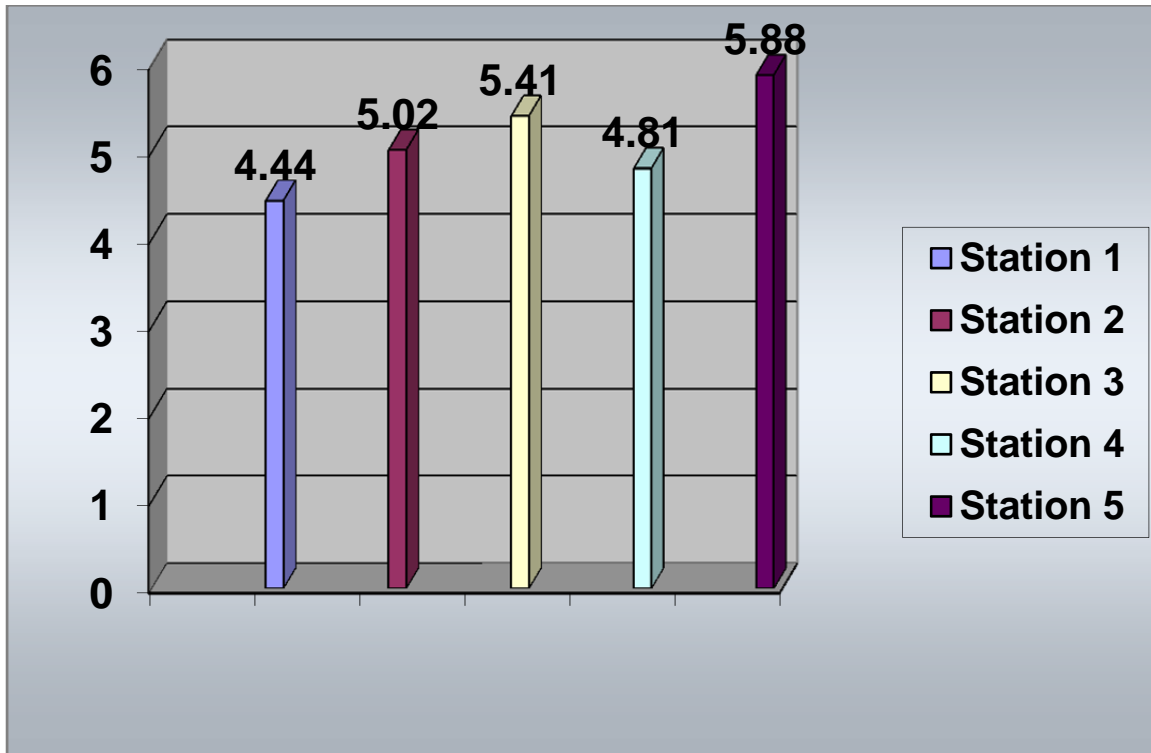
28

Total Calls for June 2014

363

Response Times by Station In Minutes

June 2014



Station 1 Station 2 Station 3 Station 4 Station 5

4.44

5.02

5.41

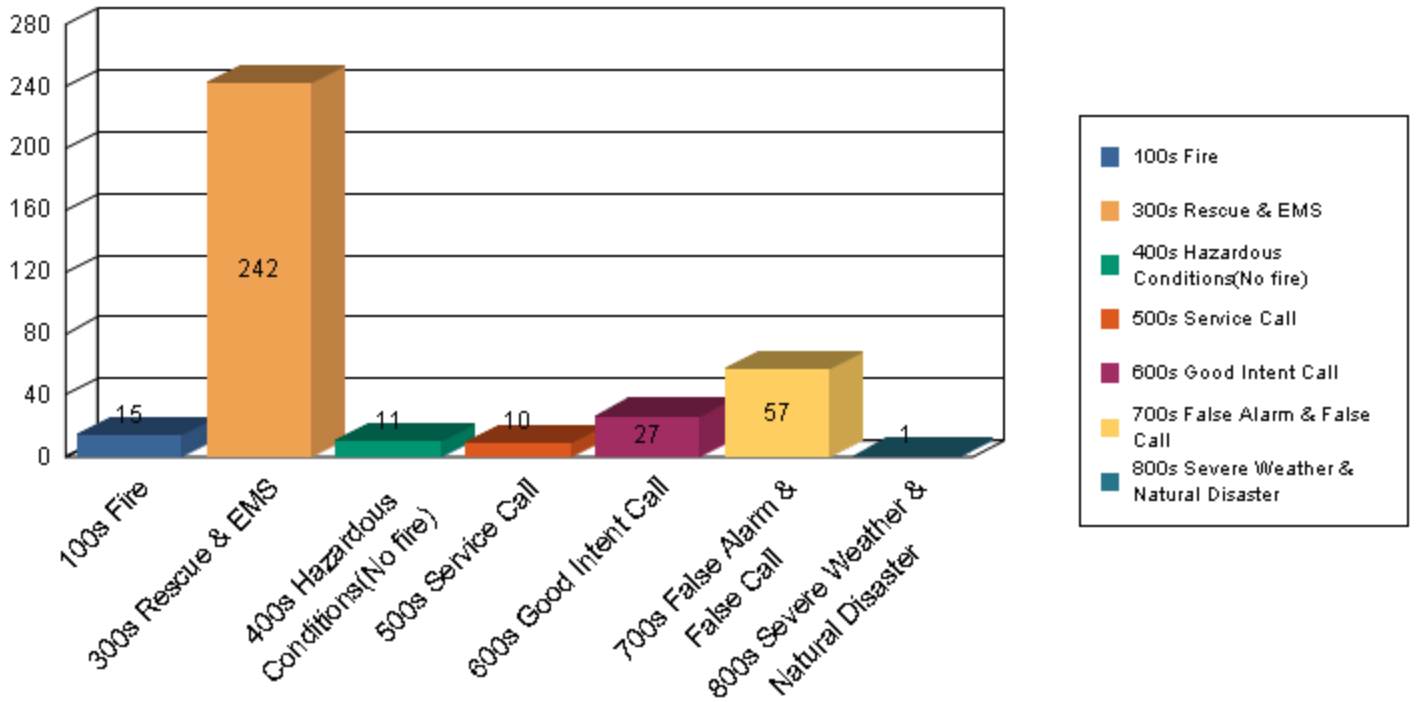
4.81

5.88

Total Average Response Time for June 2014

4.90 Minutes

June 2014



Graphed Items are sorted by Incident Type

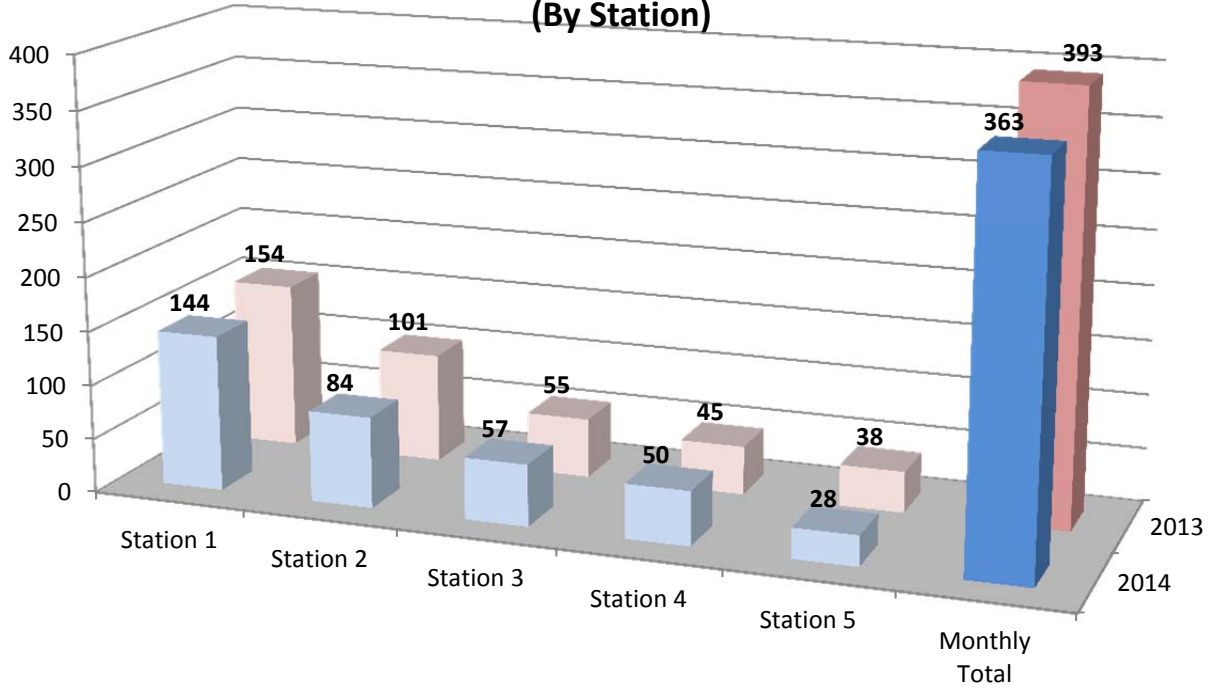
Type Of Incident:	Total Of Incidents:	Percentage Value:
100 Series-Fire	15	4.13%
300 Series-Rescue & EMS	242	66.67%
400 Series-Hazardous Conditions(No fire)	11	3.03%
500 Series-Service Call	10	2.75%
600 Series-Good Intent Call	27	7.44%
700 Series-False Alarm & False Call	57	15.70%
800 Series-Severe Weather & Natural Disaster	1	0.28%

Grand Total: 363

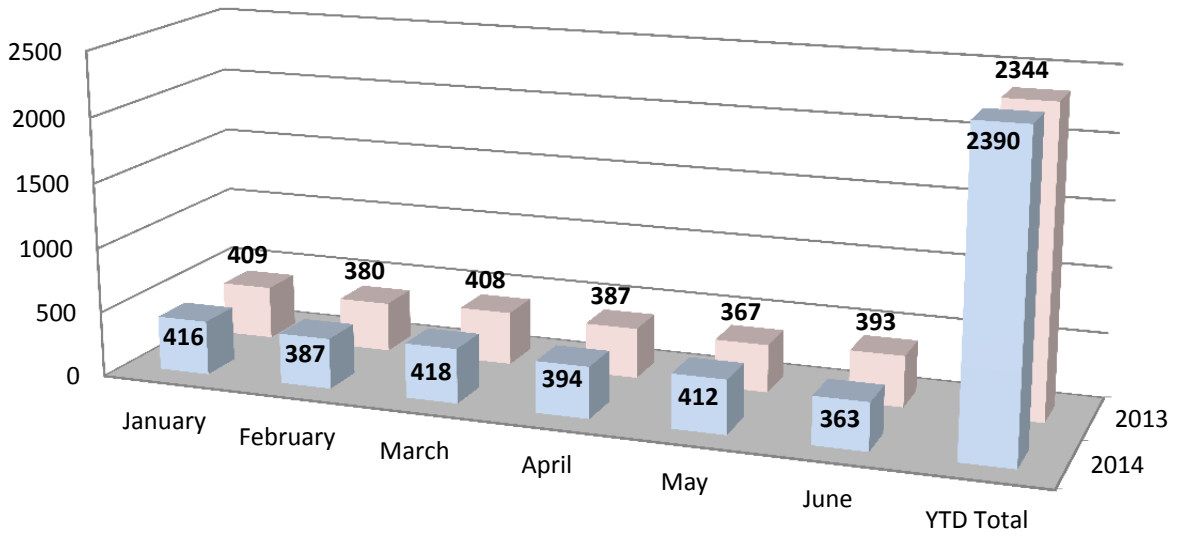
Type Of Incident Most Frequent: 300 Series-Rescue & EMS

Print Date: 7/1/2014

June 2013/2014 Call Volume Comparison (By Station)



YTD 2013/2014 Call Volume Comparison (District)



SOUTHERN MANATEE FIRE & RESCUE DISTRICT

OPERATIONS DIVISION

Monthly Activities Report for: June 2014

EMERGENCY INCIDENT RESPONSES	MONTH	2014 Totals
<u><i>Type of Call</i></u>		
100 Series - Fire	15	85
* <i>Structure Fire</i>	5	
* <i>Vehicle Fire</i>	5	
* <i>Brush Fire</i>	0	
* <i>Other Fire</i>	5	
200 Series - Explosion	0	1
300 Series - Rescue & EMS	242	1,702
* <i>EMS</i>	201	
* <i>Rescue</i>	41	
400 Series - Hazardous Conditions (No fire)	11	70
500 Series - Service Call	10	47
600 Series - Good Intent Calls	27	206
700 Series - False Alarm & False Call	57	265
800 Series - Severe Weather & Natural Disasters	1	2
900 Series - Special Type	0	2
TOTAL CALLS	363	2,390
Total Calls - 2013	393	2,344
Percentage Increase/Decrease 2012 to 2013	-7.6%	2.0%
Average Responses Per Day	12.1	13.2
Value of Property Saved	\$2,103,835	\$8,880,580
Fire Loss - 2014	\$42,664	\$409,540
Fire Loss - 2013	\$30,131	\$484,476
Percentage Increase/Decrease 2013 to 2014	41.6%	-15.5%

*Mutual & Automatic Aid Received: 8 calls

*Mutual & Automatic Aid Given: 7 calls

Southern Manatee Fire & Rescue

Operations Division

Monthly Shift Activities Report

Month: June 2014

Shift: A - B - C

Battalion Chiefs: Gould Blanco Smith

TOTAL RUNS FOR YOUR SHIFT:

A-shift	B-shift	C-shift	<u>Total</u>
121	121	130	372

HYDRANTS:

Flowed	20	25	33	78
Painted	0	16	23	39
Retested	0	1	0	1
Markers Placed	11	23	11	45

TACTICAL SURVEYS:

New	1	2	2	5
Revised	2	1	2	5

INSPECTIONS:

Initials	5	8	1	14
Vacant/No Access	5	20	13	38
Follow-ups	19	6	21	46
Completed	19	18	17	54

FIRE ALARM SYTEM TEST:

0	0	0	0
---	---	---	---

FIRE SPRINKLER TEST:

0	0	0	0
---	---	---	---

FIRE ALARM FOLLOW-UPS:

8	10	6	24
---	----	---	----

PUB ED PROGRAMS:

1	0	0	1
---	---	---	---

SMOKE DETECTORS INSTALLED:

9	2	2	13
---	---	---	----

EMPLOYEE EVALUATIONS:

0	0	0	0
---	---	---	---

SKILL EVALUATIONS:

5	0	0	5
---	---	---	---

RIDER/DRIVER CERT:

7

5

5

17

RIDER / DRIVER CERTS

<u>Date</u>	<u>Name</u>	<u>Type</u>	<u>Unit</u>
6/1/2014	Ellis, D	Rider	E8
6/19/2014	Proll	Rider	E-6
6/13/2014	Asfur	Rider	E-10
6/19/2014	Brishke	Rider	E-10
6/4/2014	Asfur	Rider	E-13
6/16/2014	Proll	Rider	E-9
6/19/2014	Smith-Kerr	Rider	E-9
6/20/2014	Velazquez	Rider	E-9
6/23/2014	Proll	Rider	E-10
6/20/2014	Day	Rider	E-8
6/29/2014	Asfur	Rider	E-8
6/2/2014	Vidoli	Rider	E-6
6/6/2014	Vidoli	Riders	E-8
6/21/2014	Asfur	Riders	E-11, E-6
6/27/2014	Velazquez	Rider	E-6
6/9/2014	Vidoli	Rider	E-10

SKILL EVALUATIONS

<u>Date</u>	<u>Name</u>	<u>Test</u>
6/13/2014	Vidoli	SCBA, Pre-Connect, Hydrant Connection
6/13/2014	Vidoli	Ladder Raise, Hydraulic Tools

SPECIAL PROJECTS / ASSIGNMENTS

<u>Name</u>	<u>Project</u>	<u>Hours</u>
Hylwa	Nozzles	1
Collins	Library	1
Lambert	Asset Inventory	5
Lambert	Safety Committee	2
Lambert	Rope Rescue	2
Gatanis	Website	8
Connor	May BOC Report	5.5
Connor	FirePro	2
Connor	Accountability	1
Foss	Run Reports	10
White	Flashlights	1.5
Godden	Hose	2
Godden	Volunteer Association	5
Moonen	Volunteer Association	10
Sedgley	Car seat install	0.5
Perry	FTO	25
Dehart	Car seat install	0.5
Dehart	Cribbing	0
Yoder	Poured Concrete St. 3	4

Yoder	Hose Repair	0.5
Burton	Safety Gear	8
McMullen	Safety Committee	2
Duquette	Fitness Coordinator	0.5
Sperko	Fitness	5
Wernet	Hand Tools	2
Naples	Radios	4
McKeaver	Asst Uniforms	5
McKeaver	Extractors	5
Pierce	Medical Supplies	2
Eldridge	Extinguishers	1
Snider	Fitness	1
Smith	Truck Checks	4
Ryder	Apparatus Maintenance	15
Hauck	Run Reports	10
Burnett	Safety Committee	3
Thayer	EMT Modules	5
Thayer	AED Maintenance	6
Thayer	CPR Renewals	5
Thayer	B-Shift FTO	8
Ely	Foam	1
Ranney	Rehab Trailer	1
Daughtrey	No Smokes	1
Hodges	Ground Ladders	1
Reisdorf	Intakes	1
Dagostino	Uniforms	10
Hodges	Car Seats	1
Hollins	Group Fitness	6
Hollins	Sewing	10
Tumolo	SCBA masks	10
Bloski	MCHIT Training Officer	48
Morgan	SCBA	3
Morgan	Thermal	1
Anderson	Hydrants	10
Keusch	Report Writing	4
Keusch	Weight Equipment	1
Kaliher	Tacticals	20
Pratt	Hydrant Tags	2
Wojcik	Hazmat suits	4
Sigfrid	Saws	2
Bonds	FTO	20
Bonds	Flow Equipment	6
Weissman	Hydraulic Equipment	6
Mc Ginley	Fuel logs	2
Mc Ginley	Vol Association	6
Ramer	Air chisels	2
Questionati	Detection	10
Pietsch	Fans	2
Carpenter	Tool Boxes	1
Bennett	Cones & Vests	1
Hodges	Lock out kits	2
Hollins	Video	24

Prevention Activities Completed By Operations Division

Hydrant Flows

<u>Date</u>	<u>Address</u>	<u>Name</u>	<u>Hours</u>
--------------------	-----------------------	--------------------	---------------------

Public Education Programs

<u>Date</u>	<u>Program</u>	<u>Location</u>	<u># of people</u>
6/28/2014	Truck Show	5300 30 St East	30

Smoke Detector Installations

<u>Date</u>	<u>Address</u>	<u>Blitz</u>	<u>On call</u>	<u>FPB Request</u>
6/4/2014	1332 54 Ave Dr E		2	
6/7/2014	1215 Doris Drive		5	
6/23/2014	6019 A 3 St E		1	
6/23/2014	6019 B 3 St E		1	
6/12/2014	1308 Whitfield Ave E		2	
6/6/2014	6009 Clubside Dr		2	

Fire Alarm and Sprinkler Tests

<u>Date</u>	<u>Address</u>	<u>Fire Alarm</u>	<u>Sprinkler</u>
--------------------	-----------------------	--------------------------	-------------------------

Fire Alarm Follow up

<u>Date</u>	<u>Address</u>	<u>Hours</u>	<u>Completed Y/N</u>
6/13/2014	8433 Tuttle Ave	0.25	N
6/19/2014	8320 Lockwood Ridge Rd	0.25	N
6/4/2014	515 63 Ave E	0.25	Y
6/16/2014	919 53 Ave E	0.25	N
6/16/2014	1636 55 Ave Cir E	0.25	Y
6/16/2014	1651 Whitfield Ave	0.25	N
6/19/2014	515 63 Ave E	0.25	N
6/28/2014	2911 53 Ave E	0.25	N
6/2/2014	1144 Tallevast Rd	0.25	N
6/17/2014	919 53 Ave East	0.25	N
6/17/2014	1651 Whitfield Ave E	0.25	N
6/17/2014	2800 15th St E	0.25	N
6/17/2014	8009 15 St E	0.25	N
6/20/2014	1200 37th Ave E	0.25	N
6/20/2014	2303 1 St E	0.25	Y
6/23/2014	202 13 Ave E	0.25	N
6/26/2014	1055 301 Blvd E	0.25	Y
6/11/2014	2911 53 Ave E	0.25	N
6/18/2014	2800 15 St E	0.25	N
6/18/2014	4210 Caddie Dr	0.25	Y
6/6/2014	919 53 Ave E	0.25	Y
6/12/2014	1651 Whitfield Ave	0.25	Y
6/27/2014	515 63 Ave E	0.25	Y
6/30/2014	6108 28 St E	0.25	N

Comparison of Yearly Calls by Station and Month

YEARLY CALLS BY MONTH - 2014

	Station 1	Station 2	Station 3	Station 4	Station 5	Monthly	YTD Total
January	151	107	63	45	50	416	416
February	140	97	59	58	33	387	803
March	143	124	68	54	29	418	1221
April	127	123	57	54	33	394	1615
May	150	108	64	53	37	412	2027
June	144	84	57	50	27	363	2390
July							
August							
September							
October							
November							
December							
						Grand Total	
Total	855	643	368	314	209	2390	

YEARLY CALLS BY MONTH - 2013

	Station 1	Station 2	Station 3	Station 4	Station 5	Monthly	YTD Total
January	155	102	61	50	41	409	409
February	141	91	62	47	39	380	789
March	170	92	55	61	30	408	1197
April	151	90	63	50	33	387	1584
May	136	88	49	58	36	367	1951
June	154	101	55	45	38	393	2344
July	132	75	55	49	30	341	2685
August	153	97	51	55	29	385	3070
September	117	105	56	48	41	367	3437
October	148	103	60	54	33	398	3835
November	116	92	55	60	35	358	4193
December	121	97	59	55	35	367	4560
						Grand Total	
Total	1694	1133	681	632	420	4560	