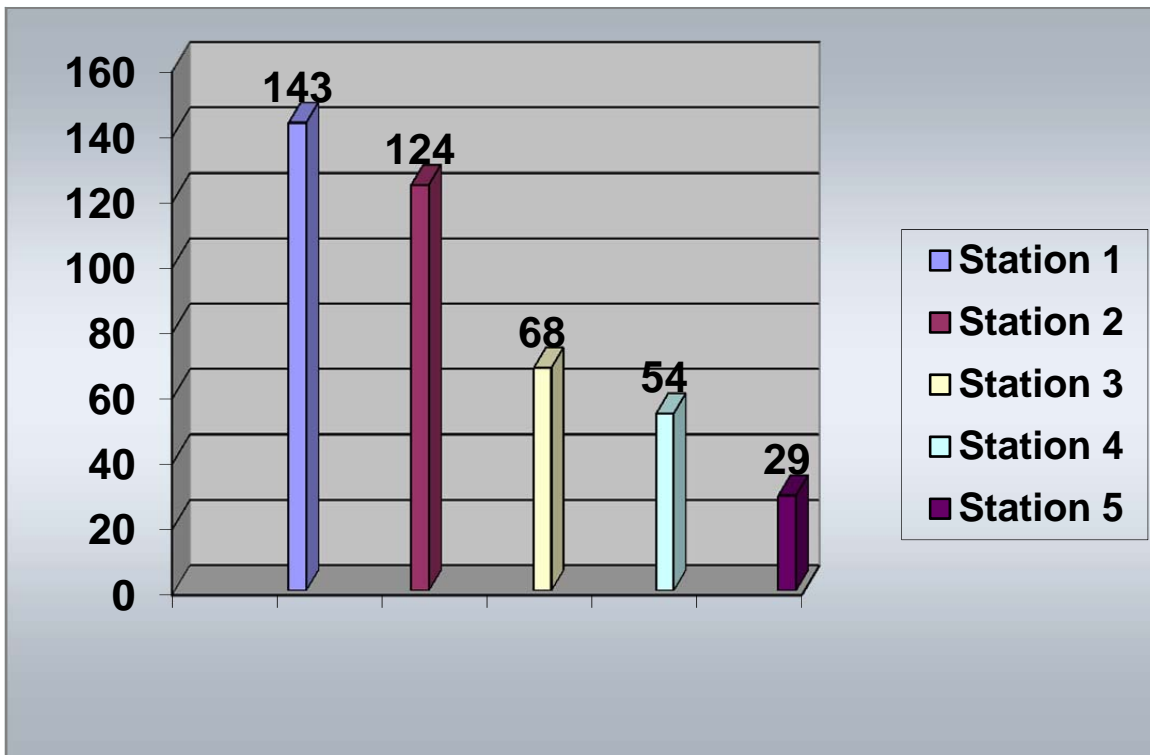


# Calls by Station

**March 2014**



*Station 1   Station 2   Station 3   Station 4   Station 5*

143

124

68

54

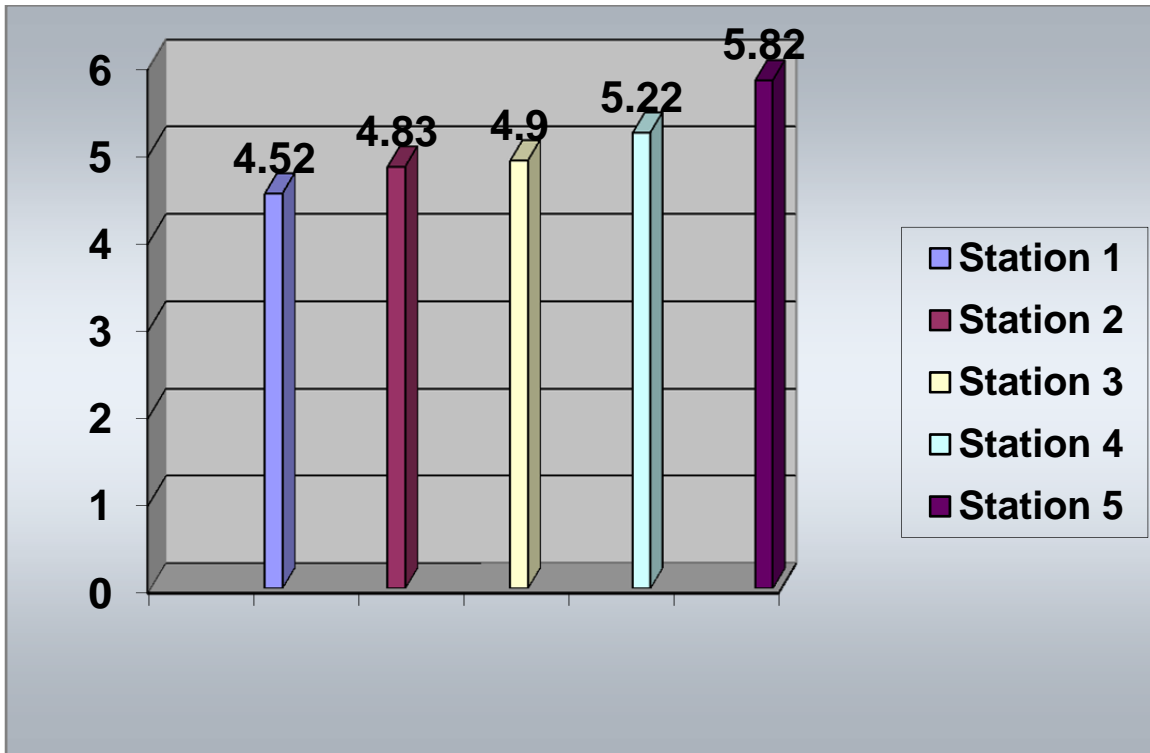
29

*Total Calls for March 2014*

**418**

# Response Times by Station In Minutes

*March 2014*



*Station 1   Station 2   Station 3   Station 4   Station 5*

4.52

4.83

4.90

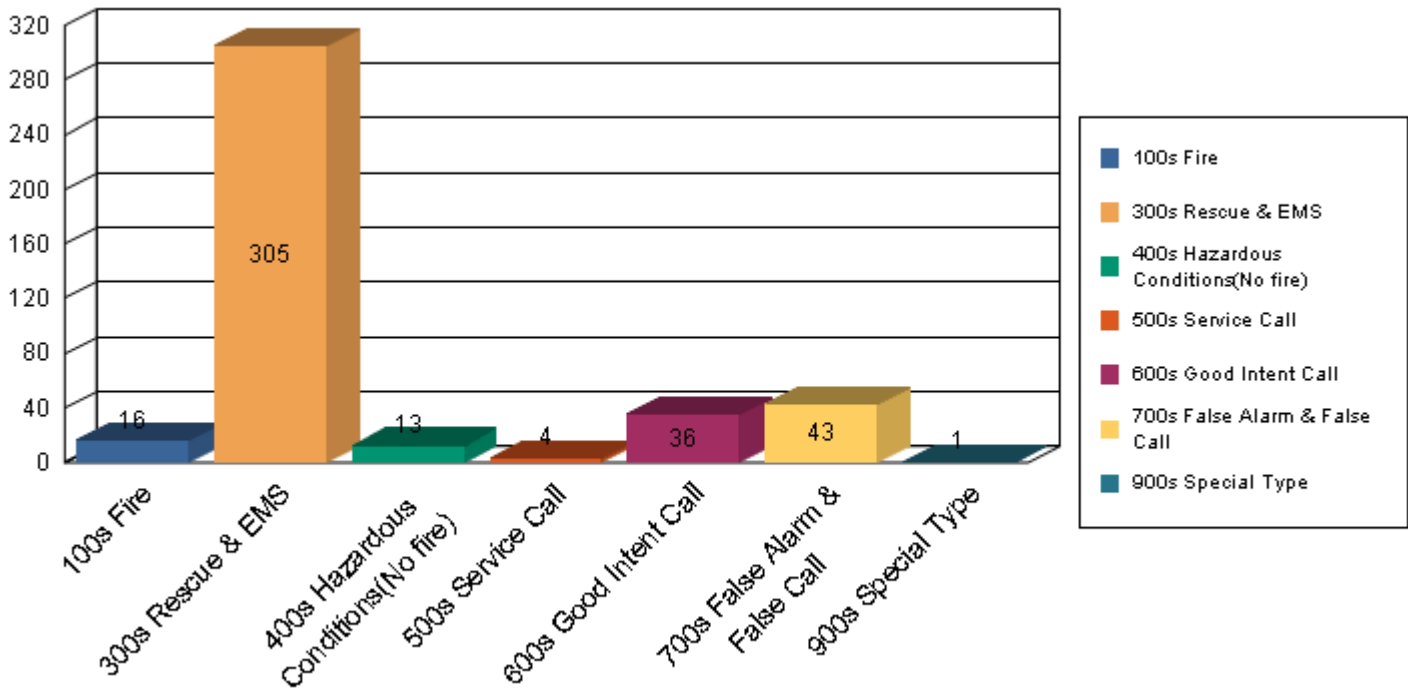
5.22

5.82

*Total Average Response Time for March 2014*

**4.85 Minutes**

March 2014



Graphed Items are sorted by Incident Type

Type Of Incident:

Total Of Incidents:

Percentage Value:

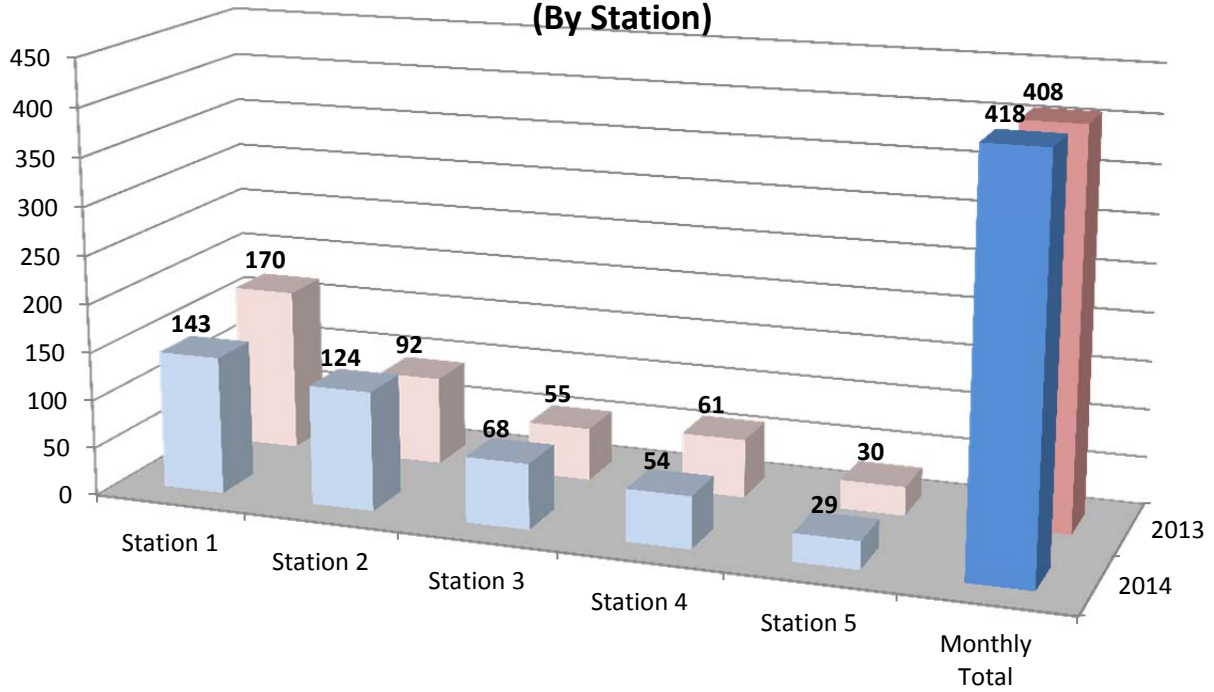
100 Series-Fire	16	3.83%
300 Series-Rescue & EMS	305	72.97%
400 Series-Hazardous Conditions(No fire)	13	3.11%
500 Series-Service Call	4	0.96%
600 Series-Good Intent Call	36	8.61%
700 Series-False Alarm & False Call	43	10.29%
900 Series-Special Type	1	0.24%

Grand Total: 418

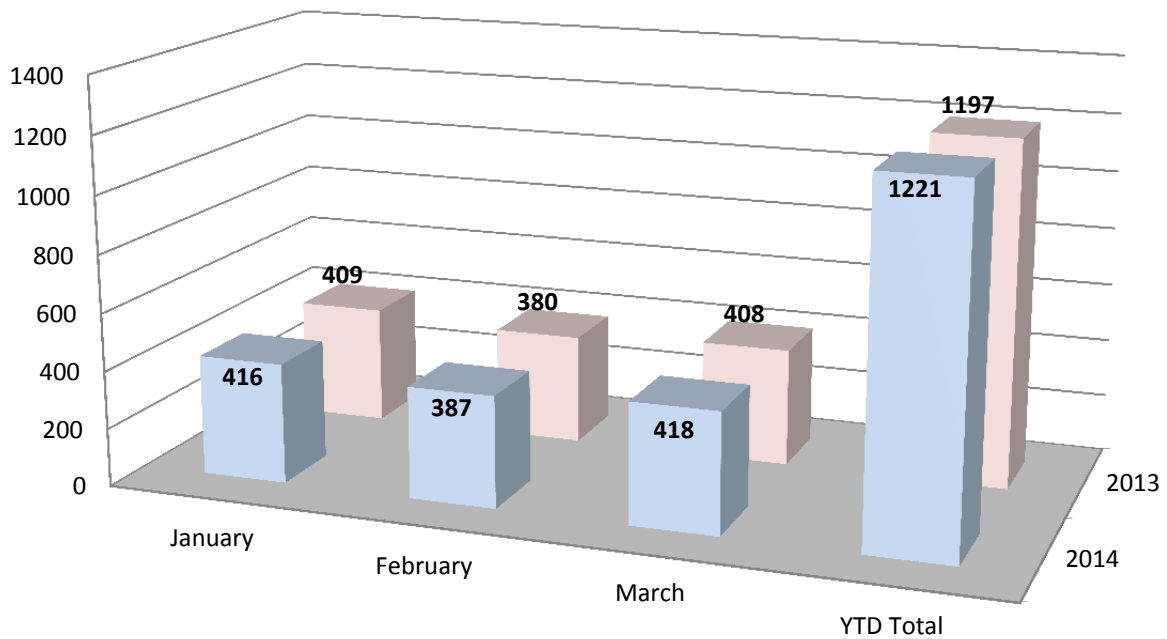
Type Of Incident Most Frequent: 300 Series-Rescue & EMS

Print Date: 4/2/2014

### March 2013/2014 Call Volume Comparison (By Station)



### YTD 2013/2014 Call Volume Comparison (District)



# SOUTHERN MANATEE FIRE & RESCUE DISTRICT

## OPERATIONS DIVISION

Monthly Activities Report for: March 2014

EMERGENCY INCIDENT RESPONSES	MONTH	2014 Totals
<u><i>Type of Call</i></u>		
100 Series - Fire	16	36
* <i>Structure Fire</i>	3	
* <i>Vehicle Fire</i>	6	
* <i>Brush Fire</i>	2	
* <i>Other Fire</i>	5	
200 Series - Explosion	0	0
300 Series - Rescue & EMS	305	898
* <i>EMS</i>	245	
* <i>Rescue</i>	60	
400 Series - Hazardous Conditions (No fire)	13	31
500 Series - Service Call	4	19
600 Series - Good Intent Calls	36	106
700 Series - False Alarm & False Call	43	128
800 Series - Severe Weather & Natural Disasters	0	1
900 Series - Special Type	1	2
<b>TOTAL CALLS</b>	<b>418</b>	<b>1,221</b>
Total Calls - 2013	408	1,197
Percentage Increase/Decrease 2012 to 2013	2.5%	2.0%
Average Responses Per Day	13.5	13.6
<b>Value of Property Saved</b>	<b>\$890,082</b>	<b>\$1,851,569</b>
<b>Fire Loss - 2014</b>	<b>\$25,107</b>	<b>\$39,913</b>
Fire Loss - 2013	<b>\$101,729</b>	<b>\$311,486</b>
Percentage Increase/Decrease 2013 to 2014	-75.3%	-87.2%

\*Mutual & Automatic Aid Received: 6 calls

\*Mutual & Automatic Aid Given: 2 calls

# Southern Manatee Fire & Rescue

## Operations Division

### Monthly Shift Activities Report

Month: March 2014

Shift: A - B - C

Battalion Chiefs: Gould Blanco Smith

#### TOTAL RUNS FOR YOUR SHIFT:

A-shift	B-shift	C-shift	<u>Total</u>
128	159	127	414

#### HYDRANTS:

Flowed	39	174	97	310
Painted	5	29	1	35
Retested	0	0	0	0
Markers Placed	4	16	7	27

#### TACTICAL SURVEYS:

New	0	1	0	1
Revised	0	0	3	3

#### INSPECTIONS:

Initials	20	74	1	95
Vacant/No Access	1	12	0	13
Follow-ups	2	7	0	9
Completed	13	66	21	100

#### FIRE ALARM SYTEM TEST:

0	1	0	1
---	---	---	---

#### FIRE SPRINKLER TEST:

0	0	0	0
---	---	---	---

#### FIRE ALARM FOLLOW-UPS:

5	8	9	22
---	---	---	----

#### PUB ED PROGRAMS:

0	0	0	0
---	---	---	---

#### SMOKE DETECTORS INSTALLED:

8	1	0	9
---	---	---	---

#### EMPLOYEE EVALUATIONS:

0	0	0	0
---	---	---	---

#### SKILL EVALUATIONS:

0	0	0	0
---	---	---	---

**RIDER/DRIVER CERT:**

0 0 0 0

**RIDER / DRIVER CERTS**

**Date**                      **Name**                      **Type**                      **Unit**

**SKILL EVALUATIONS**

**Date**                      **Name**                      **Test**

**EMPLOYEE EVALUATIONS**

**Date**                      **Name**

**SPECIAL PROJECTS / ASSIGNMENTS**

<b><u>Name</u></b>	<b><u>Project</u></b>	<b><u>Hours</u></b>
Hollins	Group Fitness	4
Hollins	Alterations	2
Garcia	Water Rescue	1
Tumolo	SCBA masks	8
Bloski	MCHIT Training Officer	50
Morgan	SCBA	3
Morgan	Thermal	1
Anderson	Hydrants	6
Keusch	Vol Association	2
Keusch	Report Writing	2
Keusch	Weight Equipment	1
Kaliher	Tacticals	20
Pratt	Hydrant Tags	2
Wojcik	Gas Kits	1
Sigfrid	Saws	2
Bonds	FTO	20
Bonds	Flow Equipment	4
Weissman	Hurst Equipment	6
Mc Ginley	Fuel logs	2
Mc Ginley	Vol Association	3
Ramer	Air chisels	1
Questionati	Detection	25
Pietsch	Fans	2
Carpenter	Tool Boxes	1
Bennett	Cones & Vests	2
Hodges	Lock out kits	1
Saxman	Cascade Unit	1
Chevalier	Sara Title III	1
Hylwa	Nozzles	1
Moore	Equipment Book	1
Perry	FTO	20
Duquette	Fitness Coordinator	10

McMullen	Safety Committee	1
Dehart	Cribbing	1
Lambert	Inventory	4
Gatanis	Website	4
Moore	Equipment Book	1
Burton	Safety Gear	24
Connor	End of the Year Report	9
Connor	February End of Month Report	4.5
Connor	FirePro	2
Connor	Accountability	5
Foss	Run Reports	10
White	Flashlights	1.5
Godden	Hose	2
Sedgley	Airbags	1
Hauck	Run Reports	8
Ryder	Apparatus Maint	15
Burnett	Safety Comm	3
Thayer	EMT Renewal Modules	8
Thayer	AED Reports & Maint.	6
Thayer	B-Shift FTO	10
Thayer	Eye, Ear, & Resp Protection	3
Sperko	Fitness	5
Gibson	Flags	2
Ely	Foam	1
Ely	Hosebed covers	1
Ranney	Support trailer	2
Naples	Radios	6
Snider	Group Fitness	3
Pierce	Medical Supplies	5
McKeaver	Extractors	3
Eldridge	Extinguishers	2
Smith	Truck Checks	10
Wernet	Hand tools	2
Dagostino	Uniforms	8
Daughtrey	No Smoke Systems	1
Reisdorf	Gated Intakes	5
Hodges	Ground Ladders	1

## **Prevention Activities Completed By Operations Division**

### **Hydrant Flows**

<b><u>Date</u></b>	<b><u>Address</u></b>	<b><u>Name</u></b>	<b><u>Hours</u></b>
--------------------	-----------------------	--------------------	---------------------

### **Public Education Programs**

<b><u>Date</u></b>	<b><u>Program</u></b>	<b><u>Location</u></b>	<b><u># of people</u></b>
--------------------	-----------------------	------------------------	---------------------------

### **Smoke Detector Installations**

<b><u>Date</u></b>	<b><u>Address</u></b>	<b><u>Blitz</u></b>	<b><u>On call</u></b>	<b><u>FPB Request</u></b>
--------------------	-----------------------	---------------------	-----------------------	---------------------------



3/18/2014	1716 78 Drive East	4
3/19/2014	1114 56 Avenue Drive East	1
3/21/2014	1810 51 Avenue East	3
3/19/2014	708 59 Ave E	1
3/31/2014	5510 Whirlwind Way	2

### Fire Alarm and Sprinkler Tests

<u>Date</u>	<u>Address</u>	<u>Fire Alarm</u>	<u>Sprinkler</u>
3/13/2014	5404 33 St E	X	

### Fire Drills

<u>Date</u>	<u>OIC</u>	<u>Hours</u>	<u>School</u>
-------------	------------	--------------	---------------

### Fire Alarm Follow up

<u>Date</u>	<u>Address</u>	<u>Hours</u>	<u>Completed Y/N</u>
3/5/2014	8331 Lockwood Ridge Rd	0.25	N
3/8/2014	8419 Tuttle Ave	0.25	N
3/14/2014	2301 1 St E	0.25	Y
3/17/2014	1055 301 Blvd E	0.25	Y
3/17/2014	1209 44 Ave E	0.25	N
3/17/2014	2301 1 St E	0.25	N
3/17/2014	1515 26 Ave E	0.25	Y
3/17/2014	7519 Pennsylvania Ave	0.25	Y
3/2/2014	6104 Turnbury Park Dr	0.25	N
3/3/2014	6104 Turnbury Park Dr	0.5	N
3/18/2014	3631 Tallevast Rd.	0.5	Y
3/3/2014	2133 63 Avenue East	0.5	N
3/6/2014	2415 Whitfield Industrial Way	0.5	N
3/12/2014	2240 72 Terrace East	0.5	Y
3/4/2014	6104 Turnbury Park Dr	0.25	N
3/7/2014	4515 15 St E	0.25	N
3/7/2014	1900 47 Terr E	0.25	Y
3/19/2014	2951 63rd Ave E	0.25	Y
3/19/2014	1515 26th Ave E	0.25	N
3/25/2014	6408 Parkland	0.25	Y
3/25/2014	5627 9 St E	0.25	Y
3/31/2014	2303 1 S E	0.25	N

# Comparison of Yearly Calls by Station and Month

## YEARLY CALLS BY MONTH - 2014

	Station 1	Station 2	Station 3	Station 4	Station 5	Monthly	YTD Total
January	151	107	63	45	50	<b>416</b>	416
February	140	97	59	58	33	<b>387</b>	803
March	143	124	68	54	29	<b>418</b>	1221
April							
May							
June							
July							
August							
September							
October							
November							
December							
						<b>Grand Total</b>	
<b>Total</b>	<b>434</b>	<b>328</b>	<b>190</b>	<b>157</b>	<b>112</b>	<b>1221</b>	

## YEARLY CALLS BY MONTH - 2013

	Station 1	Station 2	Station 3	Station 4	Station 5	Monthly	YTD Total
January	155	102	61	50	41	<b>409</b>	409
February	141	91	62	47	39	<b>380</b>	789
March	170	92	55	61	30	<b>408</b>	1197
April	151	90	63	50	33	<b>387</b>	1584
May	136	88	49	58	36	<b>367</b>	1951
June	154	101	55	45	38	<b>393</b>	2344
July	132	75	55	49	30	<b>341</b>	2685
August	153	97	51	55	29	<b>385</b>	3070
September	117	105	56	48	41	<b>367</b>	3437
October	148	103	60	54	33	<b>398</b>	3835
November	116	92	55	60	35	<b>358</b>	4193
December	121	97	59	55	35	<b>367</b>	4560
						<b>Grand Total</b>	
<b>Total</b>	<b>1694</b>	<b>1133</b>	<b>681</b>	<b>632</b>	<b>420</b>	<b>4560</b>	