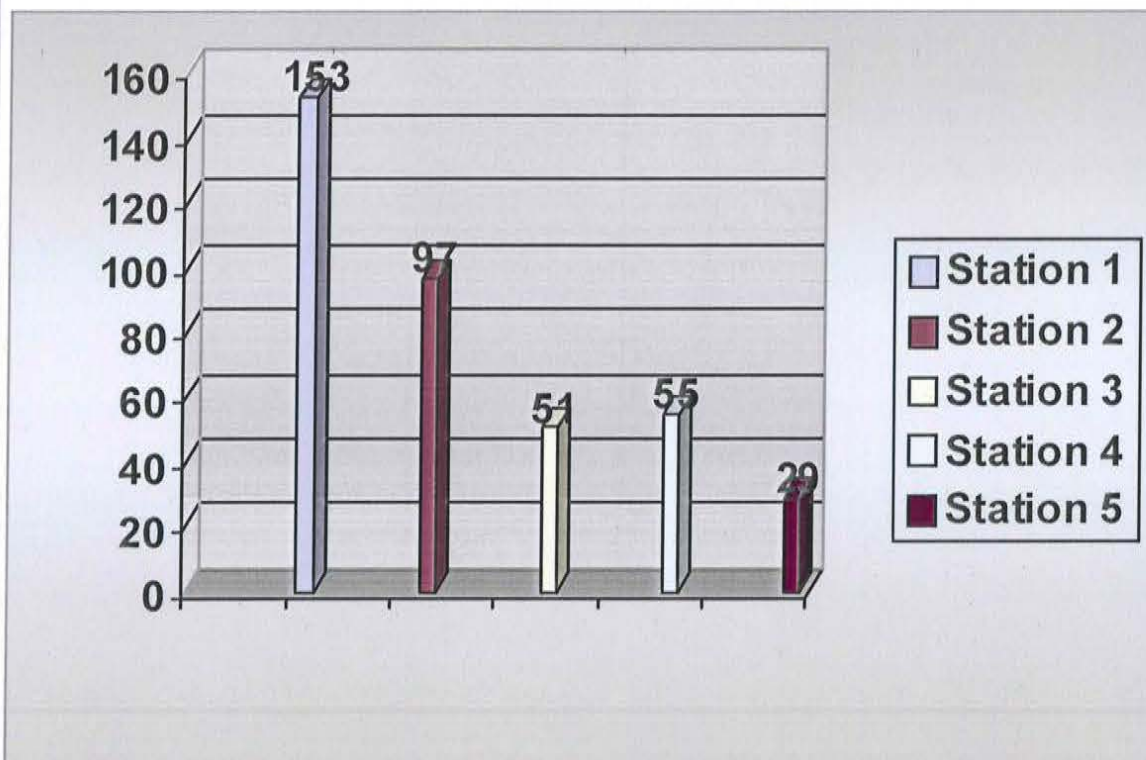


Calls by Station

August 2013



Station 1 Station 2 Station 3 Station 4 Station 5

153

97

51

55

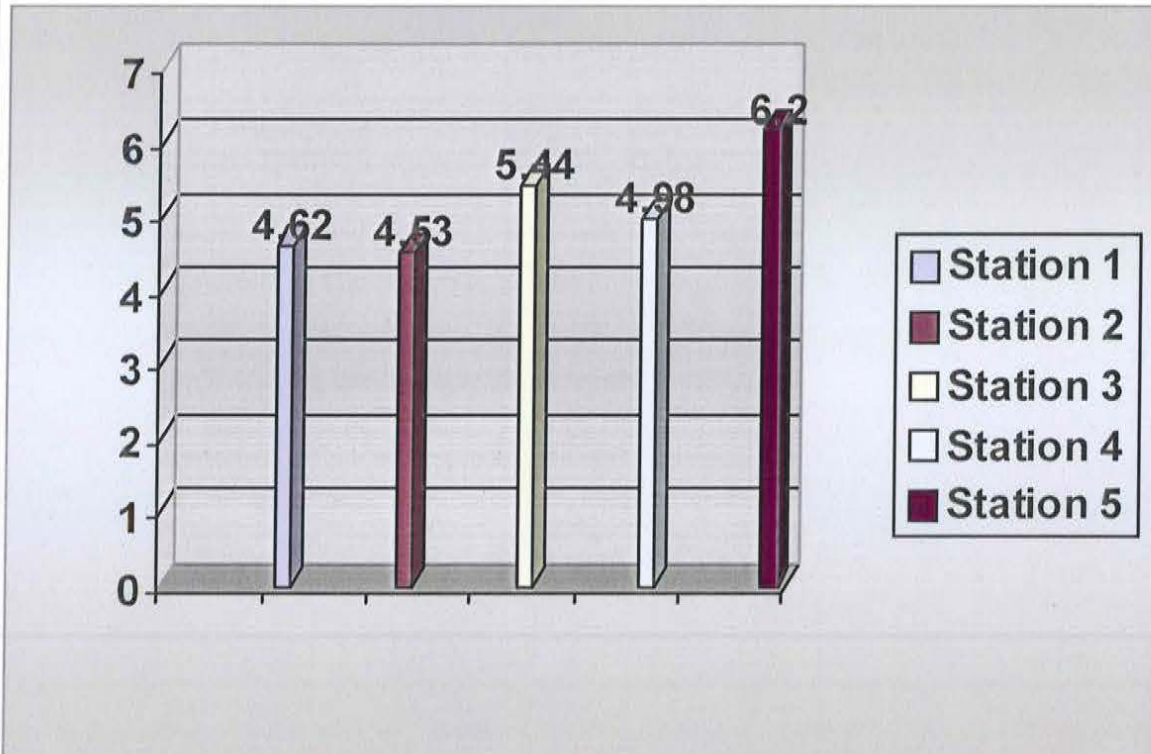
29

Total Calls for August 2013

385

Response Times by Station In Minutes

August 2013



Station 1 Station 2 Station 3 Station 4 Station 5

4.62

4.53

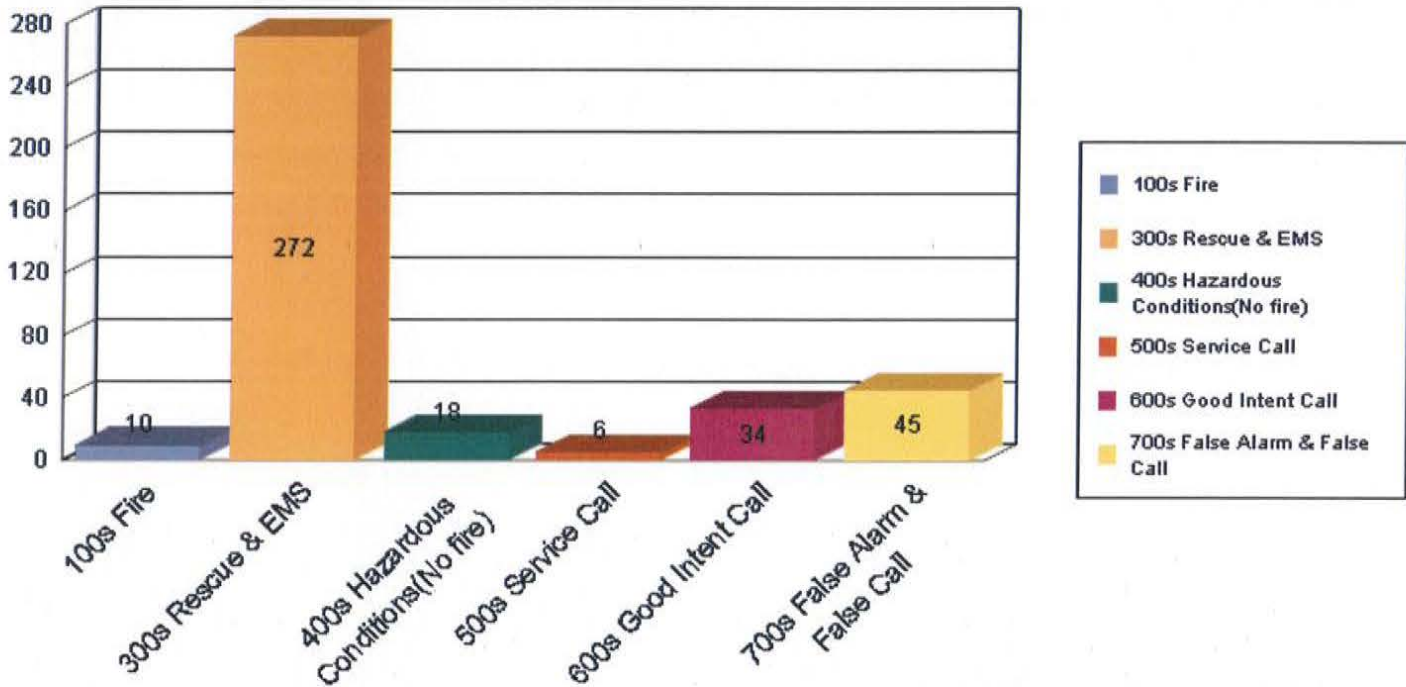
5.44

4.98

6.20

Total Average Response Time for August 2013

4.88 Minutes



Graphed Items are sorted by Incident Type

Type Of Incident:	Total Of Incidents:	Percentage Value:
100 Series-Fire	10	2.60%
300 Series-Rescue & EMS	272	70.65%
400 Series-Hazardous Conditions (No fire)	18	4.68%
500 Series-Service Call	6	1.56%
600 Series-Good Intent Call	34	8.83%
700 Series-False Alarm & False Call	45	11.69%

Grand Total: 385

Type Of Incident Most Frequent: 300 Series-Rescue & EMS

SOUTHERN MANATEE FIRE & RESCUE DISTRICT

OPERATIONS DIVISION

Monthly Activities Report for: August 2013

EMERGENCY INCIDENT RESPONSES	MONTH	2013 Totals
<i>Type of Call</i>		
100 Series - Fire	10	127
* <i>Structure Fire</i>	3	
* <i>Vehicle Fire</i>	2	
* <i>Brush Fire</i>	0	
* <i>Other Fire</i>	5	
200 Series - Explosion	0	5
300 Series - Rescue & EMS	272	2,154
* <i>EMS</i>	214	
* <i>Rescue</i>	58	
400 Series - Hazardous Conditions (No fire)	18	97
500 Series - Service Call	6	45
600 Series - Good Intent Calls	34	257
700 Series - False Alarm & False Call	45	383
800 Series - Severe Weather & Natural Disasters	0	1
900 Series - Special Type	0	1
TOTAL CALLS	385	3,070
Total Calls - 2012	376	3,008
Percentage Increase/Decrease 2012 to 2013	2.4%	2.1%
Average Responses Per Day	12.4	12.7
Value of Property Saved	\$1,055,648	\$6,570,942
Fire Loss - 2013	\$2,505	\$496,483
Fire Loss - 2012	\$32,703	\$554,467
Percentage Increase/Decrease 2012 to 2013	-92.3%	-10.5%

*Mutual & Automatic Aid Received: 7 calls

*Mutual & Automatic Aid Given: 10 calls

Southern Manatee Fire & Rescue

Operations Division

Monthly Shift Activities Report

Month: August 2013

Shift: A, B, C

Battalion Chiefs: Gould, Blanco, Smith

TOTAL RUNS FOR YOUR SHIFT:

	A-shift	B-shift	C-shift	<u>Total</u>
	118	124	133	375

HYDRANTS:

Flowed	17	9	7	33
Painted	11	22	6	39
Retested	0	2	0	2
Markers Placed	0	17	3	20

TACTICAL SURVEYS:

New	0	3	1	4
Revised	0	1	0	1

INSPECTIONS:

Initials	85	90	69	244
Vacant/No Access	12	29	9	50
Follow-ups	36	40	39	115
Completed	77	77	67	221

FIRE ALARM SYTEM TEST:

	1	0	0	1
--	---	---	---	---

FIRE SPRINKLER TEST:

	1	0	0	1
--	---	---	---	---

FIRE ALARM FOLLOW-UPS:

	9	14	14	37
--	---	----	----	----

PUB ED PROGRAMS:

	3	3	0	6
--	---	---	---	---

SMOKE DETECTORS INSTALLED:

	4	10	0	14
--	---	----	---	----

EMPLOYEE EVALUATIONS:

	0	0	0	0
--	---	---	---	---

SKILL EVALUATIONS:

	0	0	0	0
--	---	---	---	---

RIDER/DRIVER CERT:

0 0 0 0

RIDER / DRIVER CERTS

<u>Date</u>	<u>Name</u>	<u>Type</u>	<u>Unit</u>
-------------	-------------	-------------	-------------

SKILL EVALUATIONS

<u>Date</u>	<u>Name</u>	<u>Test</u>
8/11/2013	Godden	Officer Development Final Exam
8/11/2013	White	Officer Development Final Exam

EMPLOYEE EVALUATIONS

<u>Date</u>	<u>Name</u>
-------------	-------------

SPECIAL PROJECTS / ASSIGNMENTS

<u>Name</u>	<u>Project</u>	<u>Hours</u>
Connor	FirePro	1.5
White	Flashlights	1
Godden	Hose	0.5
Chevalier	Sara Title III	1
Moore	Equipment Book	1
Perry	FTO	10
Perry	Cribbing	1
Perry	Golf tournament	2
Duquette	Fitness	2
Collins	Library	1
Foss	Run Reports	10
Hylwa	Nozzles	2
Moonen	Safety Gear	1
Sedgley	Airbags	2
Gatanis	Website	8
Hylwa	Nozzles	3
Burton	Safety Gear	7
Lambert	Apparatus Spec Committee	10
Lambert	Rope Rescue	1
Lambert	Safety Committee	2
Lambert	Inventory	80
Bloski	SCBA masks	2
Morgan	SCBA	3
Morgan	Thermal	2
Anderson	Hydrants	8
Keusch	Vol Association	2
Keusch	Weight Equipment	2
Keusch	Report Editing	10

Kaliher	Tacticals	30
Pratt	Hydrant Tags	1
Wojcik	Vol Association	3
Wojcik	Honor Guard	6
Wojcik	Gas Kits	1
Wojcik	CISM	0
Wojcik	Hazmat suits	2
Sigfrid	Saws	0
Bonds	FTO	20
Bonds	Flow Equipment	6
Weissman	Hurst Equipment	4
Mc Ginley	Fuel logs	4
Mc Ginley	Vol Association	4
Ramer	Air chisels	1
Questionati	Detection	4
Pietsch	Fans	1
Carpenter	Tool Boxes	1
Bennett	Cones & Vests	0
Hodges	Lock out kits	2
Hodges	Safety Committee	2
Bloski	Hazmat	95
Hauck	Run Reports	10
Ryder	Apparatus Maintenance	12
Burnett	Safety Comm	3
R Smith	Truck checks	3
Ranney	Support Trailer	2
Ely	Hose bed covers	1
Ely	Foam	1
Eldridge	Extinguishers	2
Snider	Group Fitness	6
Pierce	Medical	5
Naples	Radios	4
McKeaver	Extractors	10
Sperko	Group Fitness	2
Dagostino	Uniforms	10
Wernet	Hand Tools	1
Hodges	Ground Ladders	0
Gibson	Bumper Guide Flag Post	0
Daughtrey	No Smoke Systems	0
Reisdorf	Gated Intakes	2
Thayer	AED Program	6
Thayer	FTO B-Shift	10
Thayer	EMT Renewals	6

Prevention Activities Completed By Operations Division

Hydrant Flows

<u>Date</u>	<u>Address</u>	<u>Name</u>	<u>Hours</u>
8/16/2013	6420 19 St E		0.5

Public Education Programs

<u>Date</u>	<u>Program</u>	<u>Location</u>	<u># of people</u>
8/19,20,21	Slow Down Schools in Session	3500 Tallevast Rd	N/A
8/19,20,21	Slow Down Schools in Session	900 63 Ave E	N/A
8/19,20,21	Slow Down Schools in Session	2100 53 Ave E	N/A

Smoke Detector Installations

<u>Date</u>	<u>Address</u>	<u>Blitz</u>	<u>On call</u>	<u>FPB Request</u>
8/3/2013	3318 5 St Ct E		X	
8/6/2013	1827 21 Ave E		X	
8/12/2013	1165 Carmella Cir			X
8/24/2013	7608 16 St E (Batteries Only)		X	

Fire Alarm and Sprinkler Tests

<u>Date</u>	<u>Address</u>	<u>Fire Alarm</u>	<u>Sprinkler</u>
8/26/2013	6204 28 St E	No	Yes

Fire Drills

<u>Date</u>	<u>OIC</u>	<u>Hours</u>	<u>School</u>
-------------	------------	--------------	---------------

Fire Alarm Follow up

<u>Date</u>	<u>Address</u>	<u>Hours</u>	<u>Completed Y/N</u>
8/1/2013	1055 301 Blvd E	0.5	Y
8/16/2013	1108 26 Ave E	0.5	Y
8/16/2013	1808 Whitfield Ave	0.5	N
8/19/2013	2303 1 St E	0.5	Y
8/22/2013	5214 22 St Ct E	0.5	N
8/28/2013	2703 19 St Ct E	0.5	N
8/28/2013	5125 26 St E	0.5	N
8/4/2013	2975 University Pkwy	0.5	Y
8/10/2013	7600 Matoaka Rd	0.5	N
8/13/2013	2875 University Pkwy	0.5	N
8/16/2013	2875 University Pkwy	0.5	N
8/22/2013	2875 University Pkwy	0.5	N
8/22/2013	7620 University Pkwy	0.5	Y
8/9/2013	7600 Matoaka Rd	0.5	N
8/12/2013	7600 Matoaka Rd	0.5	N
8/15/2013	2875 University Pkwy	0.5	N
8/21/2013	6012 28 St E	0.5	N
8/27/2013	8320 Lockwood Ridge RD	0.5	Y
8/3/2013	5205 University Pkwy	0.5	Y
8/15/2013	6104 Turnbury Park Dr	0.5	Y
8/6/2013	3505 1 St E	0.5	Y
8/27/2013	2703 19 St Ct E	0.5	N
8/6/2013	5627 9 St E	0.5	Y
8/6/2013	5018 26 St E	0.5	Y
8/21/2013	2280 Trailmate Dr	0.5	N
8/27/2013	7135 16 St E	0.5	Y
8/30/2013	7680 Matoaka Rd	0.5	N

8/13/2013	2875 University PKWY	0.5	Y
8/17/2013	2875 University PKWY	0.5	N
8/20/2013	6012 28 ST E	0.5	N
8/23/2013	7620 Matoaka Rd	0.5	Y
8/8/2013	2106 26 Avenue East	0.5	N
8/29/2013	5205 45 St E	0.5	N
8/23/2013	5214 22 St Ct E	0.5	Y
8/23/2013	8161 15 St E	0.5	Y
8/29/2013	5125 26 ST E	0.5	Y
8/8/2013	6138 Turnbury Park Drive East	0.5	Y

Comparison of Yearly Calls by Station and Month

YEARLY CALLS BY MONTH - 2013

	Station 1	Station 2	Station 3	Station 4	Station 5	Monthly	YTD Total
January	155	102	61	50	41	409	409
February	141	91	62	47	39	380	789
March	170	92	55	61	30	408	1197
April	151	90	63	50	33	387	1584
May	136	88	49	58	36	367	1951
June	154	101	55	45	38	393	2344
July	132	75	55	49	30	341	2685
August	153	97	51	55	29	385	3070
September							
October							
November							
December							
						Grand Total	
Total	1192	736	451	415	276	3070	

YEARLY CALLS BY MONTH - 2012

	Station 1	Station 2	Station 3	Station 4	Station 5	Monthly	YTD Total
January	134	100	63	56	48	401	401
February	123	86	54	61	32	356	757
March	155	100	62	52	47	416	1173
April	135	93	49	50	33	360	1533
May	113	104	37	61	43	358	1891
June	130	97	50	53	35	365	2256
July	135	95	67	49	30	376	2632
August	135	101	54	49	37	376	3008
September	118	96	59	50	30	353	3361
October	125	84	54	47	42	352	3713
November	178	108	54	60	47	447	4160
December	162	101	54	68	33	418	4578
						Grand Total	
Total	1643	1165	657	656	457	4578	