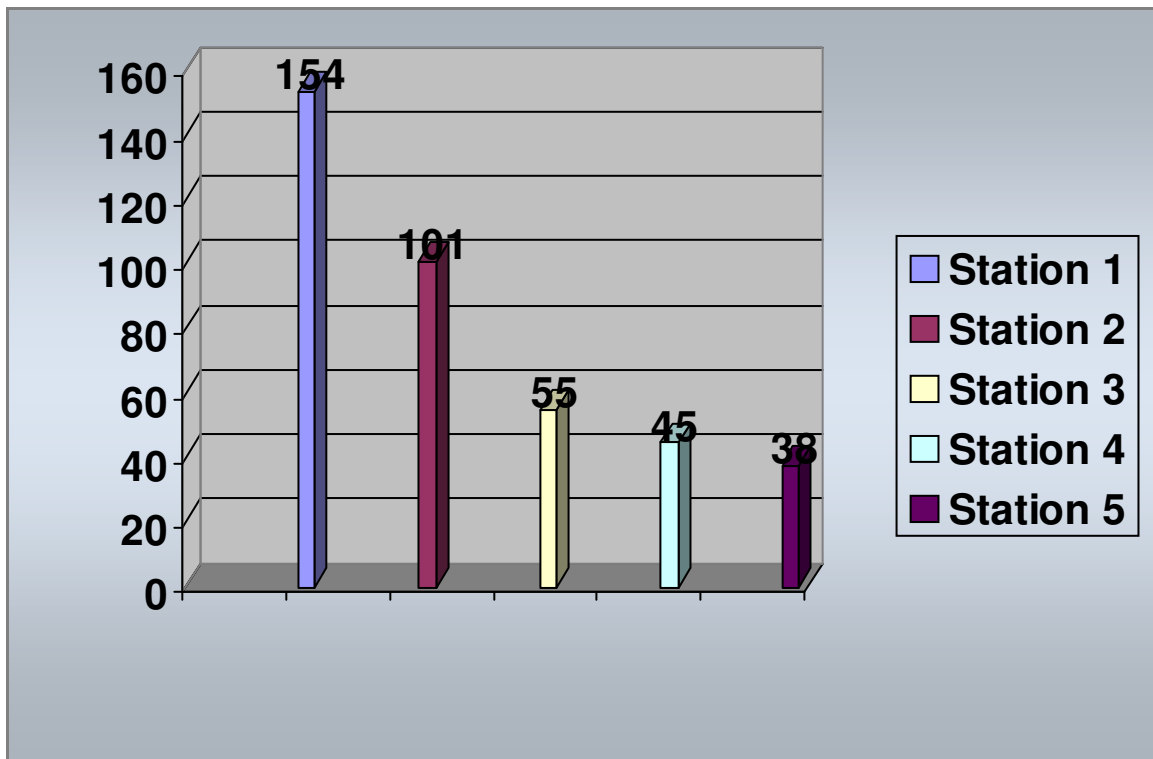


Calls by Station

June 2013



Station 1 Station 2 Station 3 Station 4 Station 5

154

101

55

45

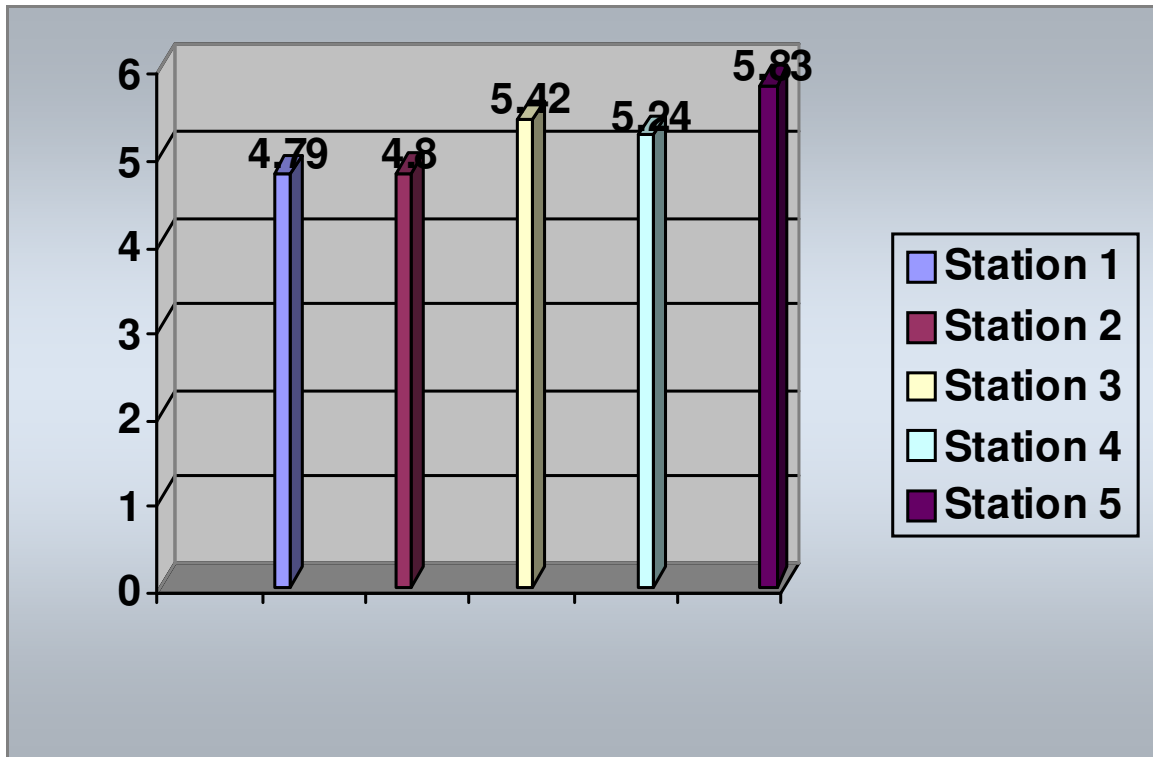
38

Total Calls for June 2013

393

Response Times by Station In Minutes

June 2013



Station 1 Station 2 Station 3 Station 4 Station 5

4.79

4.80

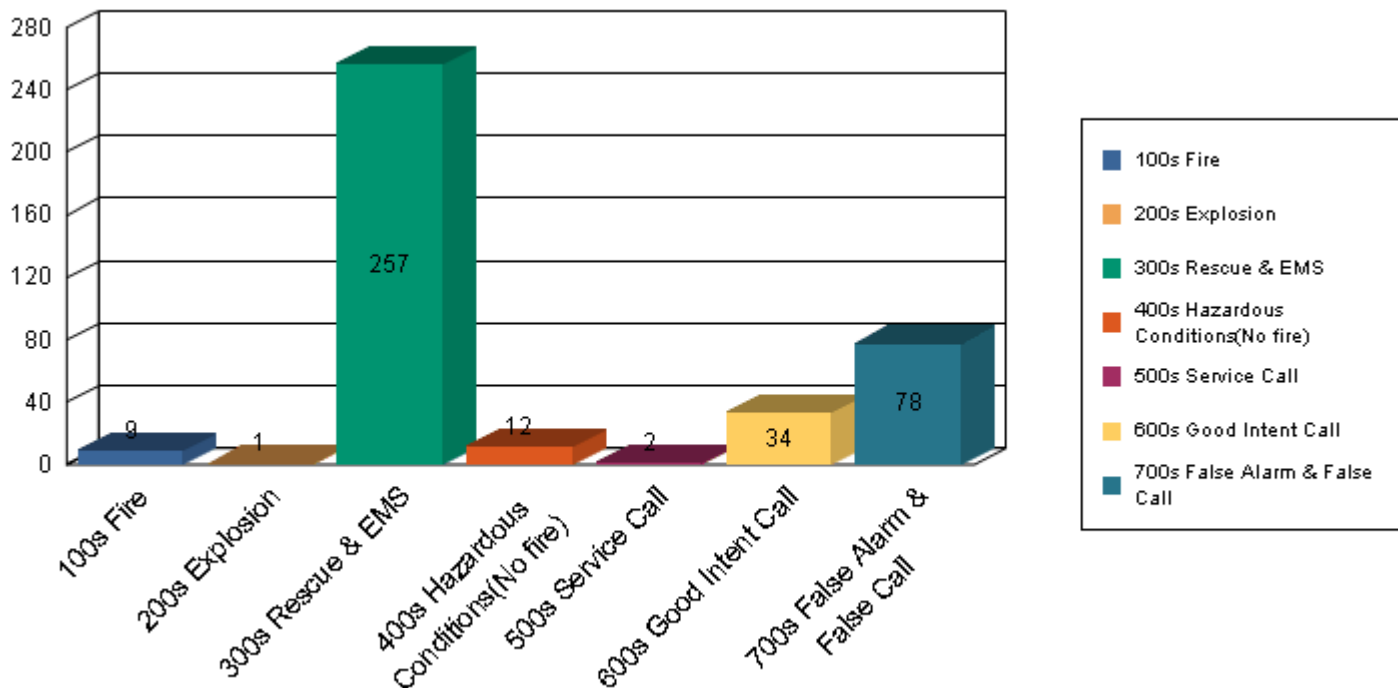
5.42

5.24

5.83

Total Average Response Time for June 2013

5.04 Minutes



Graphed Items are sorted by Incident Type

Type Of Incident:	Total Of Incidents:	Percentage Value:
100 Series-Fire	9	2.29%
200 Series-Explosion	1	0.25%
300 Series-Rescue & EMS	257	65.39%
400 Series-Hazardous Conditions(No fire)	12	3.05%
500 Series-Service Call	2	0.51%
600 Series-Good Intent Call	34	8.65%
700 Series-False Alarm & False Call	78	19.85%

Grand Total: 393

Type Of Incident Most Frequent: 300 Series-Rescue & EMS

SOUTHERN MANATEE FIRE & RESCUE DISTRICT

OPERATIONS DIVISION

Monthly Activities Report for: June 2013

EMERGENCY INCIDENT RESPONSES	MONTH	2013 Totals
<u><i>Type of Call</i></u>		
100 Series - Fire	9	103
* <i>Structure Fire</i>	3	
* <i>Vehicle Fire</i>	2	
* <i>Brush Fire</i>	1	
* <i>Other Fire</i>	3	
200 Series - Explosion	1	3
300 Series - Rescue & EMS	257	1,654
* <i>EMS</i>	210	
* <i>Rescue</i>	47	
400 Series - Hazardous Conditions (No fire)	12	65
500 Series - Service Call	2	32
600 Series - Good Intent Calls	34	199
700 Series - False Alarm & False Call	78	287
800 Series - Severe Weather & Natural Disasters	0	0
900 Series - Special Type	0	1
TOTAL CALLS	393	2,344
Total Calls - 2012	365	2,256
Percentage Increase/Decrease 2012 to 2013	7.7%	3.9%
Average Responses Per Day	13.1	13.0
Value of Property Saved	\$138,999	\$3,899,740
Fire Loss - 2013	\$30,131	\$484,476
Fire Loss - 2012	\$16,114	\$482,530
Percentage Increase/Decrease 2012 to 2013	87.0%	0.4%

*Mutual & Automatic Aid Received: 3 calls

*Mutual & Automatic Aid Given: 3 calls

Southern Manatee Fire & Rescue

Operations Division

Monthly Shift Activities Report

Month: June 2013

Shift: A, B, C

Battalion Chiefs: Gould , Blanco, Smith

TOTAL RUNS FOR YOUR SHIFT:

A-shift	B-shift	C-shift	<u>Total</u>
128	143	121	392

HYDRANTS:

Flowed	22	32	43	97
Painted	16	10	13	39
Retested	0	0	0	0
Markers Placed	6	6	9	21

TACTICAL SURVEYS:

New	2	2	0	4
Revised	2	0	0	2

INSPECTIONS:

Initials	0	4	1	5
Vacant/No Access	22	35	34	91
Follow-ups	6	5	3	14
Completed	16	22	5	43

FIRE ALARM SYTEM TEST:

0	0	0	0
---	---	---	---

FIRE SPRINKLER TEST:

0	0	0	0
---	---	---	---

FIRE ALARM FOLLOW-UPS:

14	13	20	47
----	----	----	----

PUB ED PROGRAMS:

0	2	1	3
---	---	---	---

SMOKE DETECTORS INSTALLED:

34	6	0	40
----	---	---	----

EMPLOYEE EVALUATIONS:

0	0	0	0
---	---	---	---

SKILL EVALUATIONS:

0	0	0	0
---	---	---	---

RIDER/DRIVER CERT:

0 0 0 0

RIDER / DRIVER CERTS

Date **Name** **Type** **Unit**

SKILL EVALUATIONS

Date **Name** **Test**

EMPLOYEE EVALUATIONS

Date **Name**

SPECIAL PROJECTS / ASSIGNMENTS

<u>Name</u>	<u>Project</u>	<u>Hours</u>
Hollins	Sewing	4
Hollins	Group Fitness	4
Bloski	Haz-Mat	10
Bloski	SCBA masks	4
Morgan	SCBA	4
Morgan	Thermal	4
Saxman	Cascade Unit	1
Garcia	Water Rescue	1
Garcia	Car Seat	4
Chevalier	Hydrants	10

Keusch	Vol Association	4
Keusch	Weight Equipment	2
Keusch	Report Editing	10
Kaliher	Tacticals	30
Pratt	Hydrant Tags	2
Wojcik	Honor Guard	2
Wojcik	Gas Kits	2
Wojcik	Vol Association	4
Sigfrid	Saws	2
Bonds	FTO	30
Bonds	Flow Equipment	4
Weissman	Hurst Equipment	8
Tumolo	Hurst Equipment	8
Mc Ginley	Fuel Logs	6
Mc Ginley	Vol Association	4
Ramer	Air chisels	1
Questionati	Detection	2
Bonds	Tropicana drill and Preparation m	8
Pietsch	Fans	2
Carpenter	Tool Boxes	1
Bennett	Cones & Vests	1
Hodges	Lock out kits	2
Hodges	Safety Committee	4
Moore	Equipment Book	5
White	Flashlights	1.5
Anderson	SARA Title III	5
Perry	FTO	10
Perry	Cribbing	1
Duquette	Fitness Coordinator	16
McMullen	Safety Committee	2
Lambert	Asset Inventory	10
Lambert	Rope Rescue	4
Lambert	Safety Committee	2
Lambert	Apparatus Spec Committee	6
Hylwa	Nozzles	10
Gatanis	Website	10
Burton	Safety Gear	14
Burton	Apparatus Spec Committee	6
Godden	Hose	4
Foss	Pension	4
Foss	Run Reports Review	10
Godden	Pension	4
Ryder	Apparatus Maintenance	20
Hauck	Report Review	10
Burnett	Safety Committee	2.5
Smith	Check-offs	4
Thayer	SOP	3
Thayer	AED'S	8
Thayer	"B" Shift FTO	10
Ely	Hosebed Covers	1
Ely	Foam	2
Eldridge	Extinguishers	3

Ranney	Support Trailer	4
Snider	Group Fitness	3
Pierce	Medical Supplies	5
Naples	Radios	4
McKeaver	Extractors	2
Sperko	Group Fitness	2
Dagostino	Uniforms	10
Hodges	Ground Ladders	2
Wernet	Hand Tools	0
Gibson	Bumper Guide Flag Posts	0
Reisdorf	Gated Intakes	0.5
Daughtrey	No Smoke Systems	3
Lucas	Pagers	0

Prevention Activities Completed By Operations Division

<u>Hydrant Flows</u>			
<u>Date</u>	<u>Address</u>	<u>Name</u>	<u>Hours</u>

Public Education Programs

<u>Date</u>	<u>Program</u>	<u>Location</u>	<u># of people</u>
6/14/2013	Boys & Girls Club Career Day	SMFR Station 1	15
6/1/2013	Station Tour & Truck Show	SMFR Station 3	18
6/25/2013	Station Tour & Truck Show	SMFR Station 1	16

Smoke Detector Installations

<u>Date</u>	<u>Address</u>	<u>Blitz</u>	<u>On call</u>	<u>FPB Request</u>
6/15/2013	Citrus Grove MHP	34		
6/1/2013	2814 23 ST E		2	
6/16/2013	709 13 AV E		1	
6/1/2013	407 60 Ave Dr E		2	
6/10/2013	5606 9 St E		1	

Fire Alarm and Sprinkler Tests

<u>Date</u>	<u>Address</u>	<u>Fire Alarm</u>	<u>Sprinkler</u>
--------------------	-----------------------	--------------------------	-------------------------

Fire Drills

<u>Date</u>	<u>OIC</u>	<u>Hours</u>	<u>School</u>
--------------------	-------------------	---------------------	----------------------

Fire Alarm Follow up

<u>Date</u>	<u>Address</u>	<u>Hours</u>	<u>Completed Y/N</u>
6/5/2013	5300 30 St E	0.5	Y
6/11/2013	202 13 Ave E	0.5	N
6/11/2013	358 34 Ave Dr E	0.5	Y
6/17/2013	3675 53 Ave E	0.5	N
6/17/2013	2911 53 Ave E	0.5	N
6/17/2013	1055 301 Blvd E	0.5	Y
6/20/2013	2020 26 Ave E	0.5	Y
6/20/2013	2100 47 Terr E	0.5	Y
6/23/2013	4455 30 St E	0.5	N
6/11/2013	8121 25 Ct E	0.5	N
6/15/2013	2875 University Pky	0.5	x2 N
6/17/2013	8104 Tuttle Ave	0.5	N
6/15/2013	6011 31 St E	0.5	X4 N
6/23/2013	8320 Lockwood Ridge	0.5	Y
6/26/2013	3631 Tallevast Rd	0.5	Y
6/24/2013	2101 63 Ave E	0.5	N
6/18/2013	2875 Univ Pkwy	0.25	Y
6/21/2013	2121 26 Ave E	0.25	N
6/21/2013	1 St E	0.25	N

6/6/2013	103 9 St E	0.25	N
6/12/2013	1055 301 BLVD E	0.25	N
6/25/2013	4455 30 ST E	0.25	N
6/6/2013	8104 Tuttle Ave.	0.25	Y
6/12/2013	7540 15 St E	0.25	Y
6/21/2013	2101 63 Ave E	0.25	N
6/24/2013	6419 Parkland Dr	0.25	N
6/24/2013	2240 72 Terr E	0.25	N
6/24/2013	2101 63 Ave E	0.25	N
6/24/2013	5425 University Parkway East	0.5	N
6/27/2013	6122 Turnbury Park Drive East	0.5	Y
6/7/2013	6720 33 St E	0.25	Y
6/16/2013	3675 53 Ave E	0.25	N
6/16/2013	2911 53 Ave E	0.25	N
6/25/2013	2975 University Parkway	0.25	Y
6/1/2013	280015 St E	0.25	Y
6/7/2013	202 13 Ave E	0.25	Y
6/10/2013	358 34 Ave Dr E	0.25	N
6/10/2013	202 13 Ave E	0.25	N
6/13/2013	1055 301 Blvd	0.25	Y
6/19/2013	3505 1 St E	0.25	Y
6/7/2013	8161 15 St E	0.25	Y
6/10/2013	2254 72 Ave E	0.25	N
6/19/2013	5050 5 St E	0.25	Y

Comparison of Yearly Calls by Station and Month

YEARLY CALLS BY MONTH - 2013

	Station 1	Station 2	Station 3	Station 4	Station 5	Monthly	YTD Total
January	155	102	61	50	41	409	409
February	141	91	62	47	39	380	789
March	170	92	55	61	30	408	1197
April	151	90	63	50	33	387	1584
May	136	88	49	58	36	367	1951
June	154	101	55	45	38	393	2344
July							
August							
September							
October							
November							
December							
						Grand Total	
Total	907	564	345	311	217	2344	

YEARLY CALLS BY MONTH - 2012

	Station 1	Station 2	Station 3	Station 4	Station 5	Monthly	YTD Total
January	134	100	63	56	48	401	401
February	123	86	54	61	32	356	757
March	155	100	62	52	47	416	1173
April	135	93	49	50	33	360	1533
May	113	104	37	61	43	358	1891
June	130	97	50	53	35	365	2256
July	135	95	67	49	30	376	2632
August	135	101	54	49	37	376	3008
September	118	96	59	50	30	353	3361
October	125	84	54	47	42	352	3713
November	178	108	54	60	47	447	4160
December	162	101	54	68	33	418	4578
						Grand Total	
Total	1643	1165	657	656	457	4578	