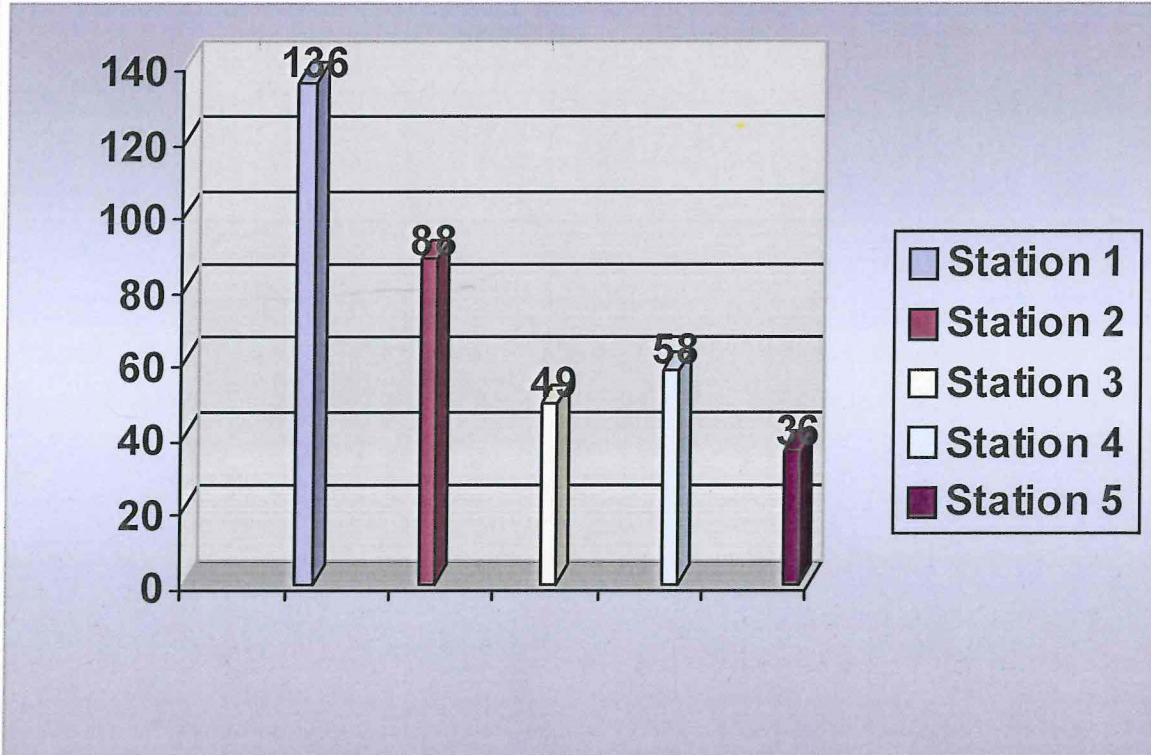


# Calls by Station

*May 2013*



*Station 1   Station 2   Station 3   Station 4   Station 5*

136

88

49

58

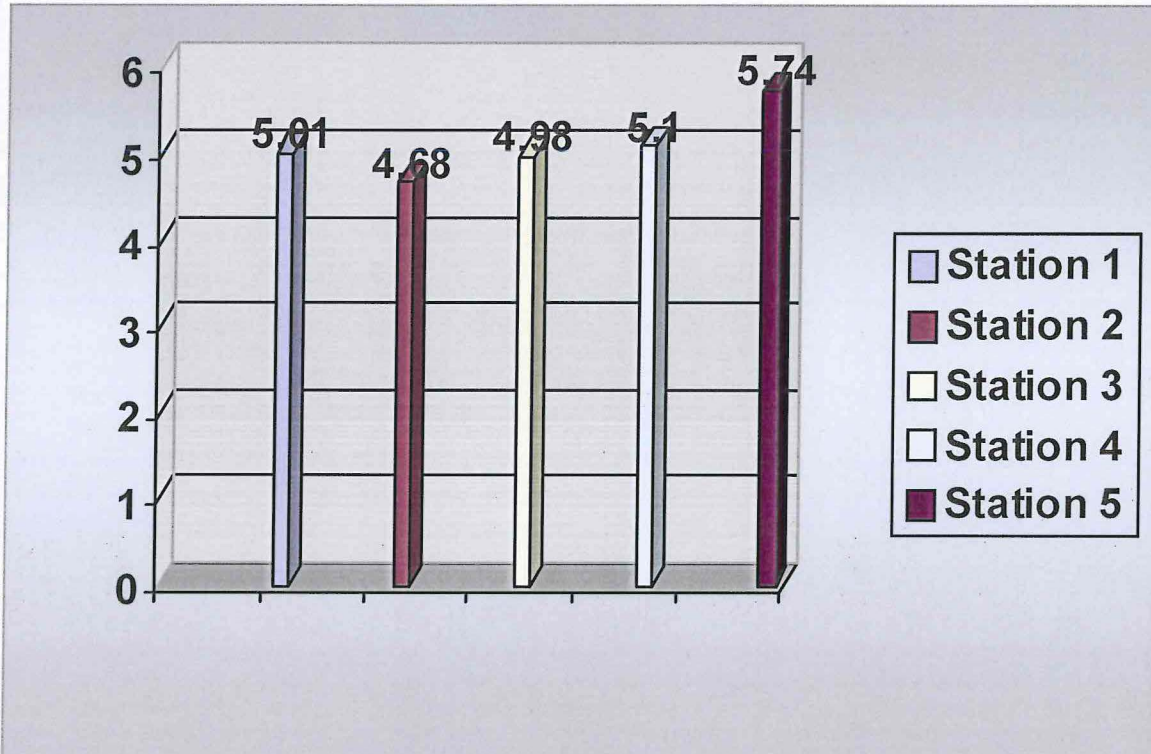
36

*Total Calls for May 2013*

367

# Response Times by Station In Minutes

*May 2013*



*Station 1   Station 2   Station 3   Station 4   Station 5*

5.01

4.68

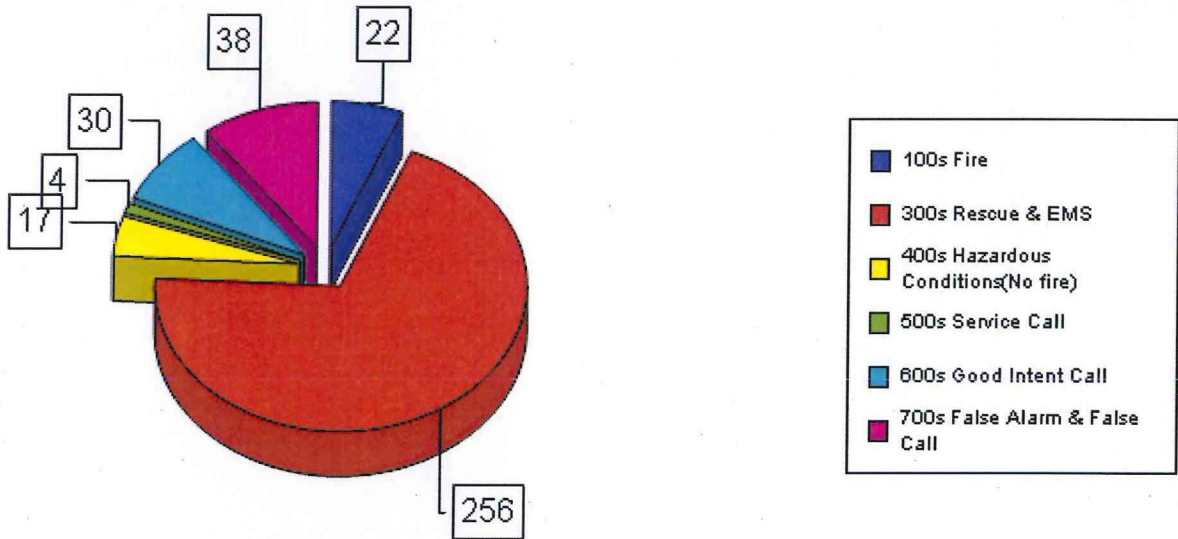
4.98

5.10

5.74

*Total Average Response Time for May 2013*

**5.01 Minutes**



*Graphed Items are sorted by Incident Type*

**Type Of Incident:**

- 100 Series-Fire
- 300 Series-Rescue & EMS
- 400 Series-Hazardous Conditions(No fire)
- 500 Series-Service Call
- 600 Series-Good Intent Call
- 700 Series-False Alarm & False Call

**Total Of Incidents:**

- 22
- 256
- 17
- 4
- 30
- 38

**Percentage Value:**

- 5.99%
- 69.75%
- 4.63%
- 1.09%
- 8.17%
- 10.35%

**Grand Total:** 367

**Type Of Incident Most Frequent:** 300 Series-Rescue & EMS

# SOUTHERN MANATEE FIRE & RESCUE DISTRICT

## OPERATIONS DIVISION

Monthly Activities Report for: May 2013

EMERGENCY INCIDENT RESPONSES	MONTH	2013 Totals
<i><u>Type of Call</u></i>		
100 Series - Fire	22	94
* <i>Structure Fire</i>	4	
* <i>Vehicle Fire</i>	3	
* <i>Brush Fire</i>	3	
* <i>Other Fire</i>	12	
200 Series - Explosion	0	2
300 Series - Rescue & EMS	256	1,397
* <i>EMS</i>	211	
* <i>Rescue</i>	45	
400 Series - Hazardous Conditions (No fire)	17	53
500 Series - Service Call	4	30
600 Series - Good Intent Calls	30	165
700 Series - False Alarm & False Call	38	209
800 Series - Severe Weather & Natural Disasters	0	0
900 Series - Special Type	0	1
<b>TOTAL CALLS</b>	<b>367</b>	<b>1,951</b>
Total Calls - 2012	358	1,891
Percentage Increase/Decrease 2012 to 2013	2.5%	3.2%
Average Responses Per Day	11.8	12.9
<b>Value of Property Saved</b>	<b>\$15,000</b>	<b>\$3,760,741</b>
<b>Fire Loss - 2013</b>	<b>\$79,857</b>	<b>\$454,345</b>
Fire Loss - 2012	\$27,054	\$466,416
Percentage Increase/Decrease 2012 to 2013	195.2%	-2.6%

\*Mutual & Automatic Aid Received: 5 calls

\*Mutual & Automatic Aid Given: 8 calls

# Southern Manatee Fire & Rescue

## Operations Division

### Monthly Shift Activities Report

Month: May 2013 Shift: A, B, C  
Battalion Chiefs: Gould, Blanco, Smith

#### TOTAL RUNS FOR YOUR SHIFT:

	A-shift	B-shift	C-shift	<u>Total</u>
	144	108	149	401

#### HYDRANTS:

Flowed	15	79	49	143
Painted	68	60	26	154
Retested	0	1	0	1
Markers Placed	39	66	18	123

#### TACTICAL SURVEYS:

New	2	0	0	2
Revised	2	1	2	5

#### INSPECTIONS:

Initials	15	4	4	23
Vacant/No Access	0	23	21	44
Follow-ups	14	5	1	20
Completed	20	10	4	34

#### FIRE ALARM SYTEM TEST:

	0	0	0	0
--	---	---	---	---

#### FIRE SPRINKLER TEST:

	0	0	0	0
--	---	---	---	---

#### FIRE ALARM FOLLOW-UPS:

	5	9	4	18
--	---	---	---	----

#### PUB ED PROGRAMS:

	1	0	0	1
--	---	---	---	---

#### SMOKE DETECTORS INSTALLED:

	49	1	126	176
--	----	---	-----	-----

#### EMPLOYEE EVALUATIONS:

	0	0	0	0
--	---	---	---	---

#### SKILL EVALUATIONS:

	0	0	0	0
--	---	---	---	---

**RIDER/DRIVER CERT:**

0 0 0 0

**RIDER / DRIVER CERTS**

<u>Date</u>	<u>Name</u>	<u>Type</u>	<u>Unit</u>
5/30/2013	Davis	Driver	E-9

**SKILL EVALUATIONS**

<u>Date</u>	<u>Name</u>	<u>Test</u>
-------------	-------------	-------------

**EMPLOYEE EVALUATIONS**

<u>Date</u>	<u>Name</u>
-------------	-------------

**SPECIAL PROJECTS / ASSIGNMENTS**

<u>Name</u>	<u>Project</u>	<u>Hours</u>
Ryder	Apparatus Maintenance	10
Hauck	Reports	8
Burnett	Safety Committee	3
Smith	Truck Checks	4
Naples	Radios	4
Naples	SOP	5
Mckeaver	Extractors	2
Sperko	Group Fitness	40
Thayer	SOP	5
Thayer	AED'S	12
Ranney	Support Trailer	4
Ely	Hosebed Covers	1
Ely	Foam	2
Eldirdge	Extinguishers	3
Pierce	Medical	1
Snider	Fitness	36
Grote	SOP	5
Dagostino	Uniforms	10
Dagostino	SOP	5
Wernet	Hand Tools	1
Hodges	Ground Ladders	1
Lucas	Pagers	5
Reisdorf	Gated intakes	3
Gibson	Bumper Guide Flag Post	1
Daughtrey	No-Smoke Systems	2
Thayer	"B" Shift FTO	10
Ryder	SOP	5
Bloski	Haz-Mat	42
Bloski	SCBA masks	8
Morgan	SCBA	5
Morgan	Thermal	4
Chevalier	Hydrants	7
Keusch	Vol Association	4
Keusch	Weight Equipment	2

Keusch	Report Editing	10
Kaliher	Tacticals	30
Pratt	Hydrant Tags	1
Wojcik	Honor Guard	6
Wojcik	Gas Kits	2
Sigfrid	Saws	2
Bonds	FTO	30
Bonds	Flow Equipment	6
Weissman/Tumolo	Hurst Equipment	12
Tumolo	Fuel logs	4
Mc Ginley	Vol Association	4
Ramer	Air chisels	1
Questionati	Detection	5
Pietsch	Fans	4
Carpenter	Tool Boxes	
Bennett	Cones & Vests	2
Hodges	Lock out kits	2
Hollins	Group Fitness	4
Hollins	Sewing	4
Saxman	Cascade	1
Garcia	Child Seat Installation	4
Burton	Safety Gear	10
Collins	Library	1
Perry	FTO	3
McMullen	Safety Comm.	5
Duquette	Fitness Coord.	18
Perry	Cribbing	1
Connor	FirePro (& Firehouse evaluation)	9
Connor	Policy Revisions	3
Connor	Accountability	0.5
White	Flashlights	1
Lambert	Safety Committee	1
Lambert	Rope	4
Lambert	Inventory	10
Lambert	Apparatus Spec Committee	6
Hylwa	Nozzles	10
Foss	Report Check	10
Gatanis	Website	8

## Prevention Activities Completed By Operations Division

### Hydrant Flows

<u>Date</u>	<u>Address</u>	<u>Name</u>	<u>Hours</u>
5/2/2013	SR 70 & 45 St E	Ryder	0.25

### Public Education Programs

<u>Date</u>	<u>Program</u>	<u>Location</u>	<u># of people</u>
5/7/2013	Truck show	5385 30 St. E. Sabal Cove Apt.'s	10

### Smoke Detector Installations

<u>Date</u>	<u>Address</u>	<u>Blitz</u>	<u>On call</u>	<u>FPB Request</u>
5/11/2013	5423 18 St Blvd E		x	
5/3/2013	5530 Whitehead St			x
5/21/2013	1407 15 Ave E		x	
5/4/2013	Southern Pines MHP - FPB has addresses	x		
5/4/2013	Belle Grove MHP - FPB has addresses	x		

### Fire Alarm and Sprinkler Tests

<u>Date</u>	<u>Address</u>	<u>Fire Alarm</u>	<u>Sprinkler</u>
-------------	----------------	-------------------	------------------

### Fire Drills

<u>Date</u>	<u>OIC</u>	<u>Hours</u>	<u>School</u>
-------------	------------	--------------	---------------

### Fire Alarm Follow up

<u>Date</u>	<u>Address</u>	<u>Hours</u>	<u>Completed Y/N</u>
5/2/2013	2975 University Parkway	0.25	N
5/14/2013	1001 13 Ave E	0.25	Y
5/23/2013	3715 1 St E	0.25	Y
5/20/2013	8433 Tuttle Ave E	0.25	N
5/20/2013	8307 Cooper Creek	0.25	Y
5/23/2013	8201 Cooper Creek	0.25	Y
5/23/2013	8235 Cooper Creek	0.25	N
5/29/2013	1055 301 Blvd E	0.25	N
5/17/2013	6350 15 St E	0.25	Y
5/3/2013	2975 University Pky	0.5	N
5/12/2013	2855 University Pky	0.5	Y
5/22/2013	8433 Tuttle Ave E	0.5	Y
5/30/2013	7080 28 St Ct E	0.5	N
5/10/2013	5475 University Parkway East	0.5	N
5/13/2013	2607 50 DR E	0.5	Y
5/16/2013	6350 15 ST E	0.5	Y
5/16/2013	919 53 AVE E	0.5	Y
5/16/12013	6467 Parkland DR	0.5	N



# Comparison of Yearly Calls by Station and Month

## YEARLY CALLS BY MONTH - 2013

	Station 1	Station 2	Station 3	Station 4	Station 5	Monthly	YTD Total
January	155	102	61	50	41	409	409
February	141	91	62	47	39	380	789
March	170	92	55	61	30	408	1197
April	151	90	63	50	33	387	1584
May	136	88	49	58	36	367	1951
June							
July							
August							
September							
October							
November							
December							
						<b>Grand Total</b>	
<b>Total</b>	<b>753</b>	<b>463</b>	<b>290</b>	<b>266</b>	<b>179</b>	<b>1951</b>	

## YEARLY CALLS BY MONTH - 2012

	Station 1	Station 2	Station 3	Station 4	Station 5	Monthly	YTD Total
January	134	100	63	56	48	401	401
February	123	86	54	61	32	356	757
March	155	100	62	52	47	416	1173
April	135	93	49	50	33	360	1533
May	113	104	37	61	43	358	1891
June	130	97	50	53	35	365	2256
July	135	95	67	49	30	376	2632
August	135	101	54	49	37	376	3008
September	118	96	59	50	30	353	3361
October	125	84	54	47	42	352	3713
November	178	108	54	60	47	447	4160
December	162	101	54	68	33	418	4578
						<b>Grand Total</b>	
<b>Total</b>	<b>1643</b>	<b>1165</b>	<b>657</b>	<b>656</b>	<b>457</b>	<b>4578</b>	