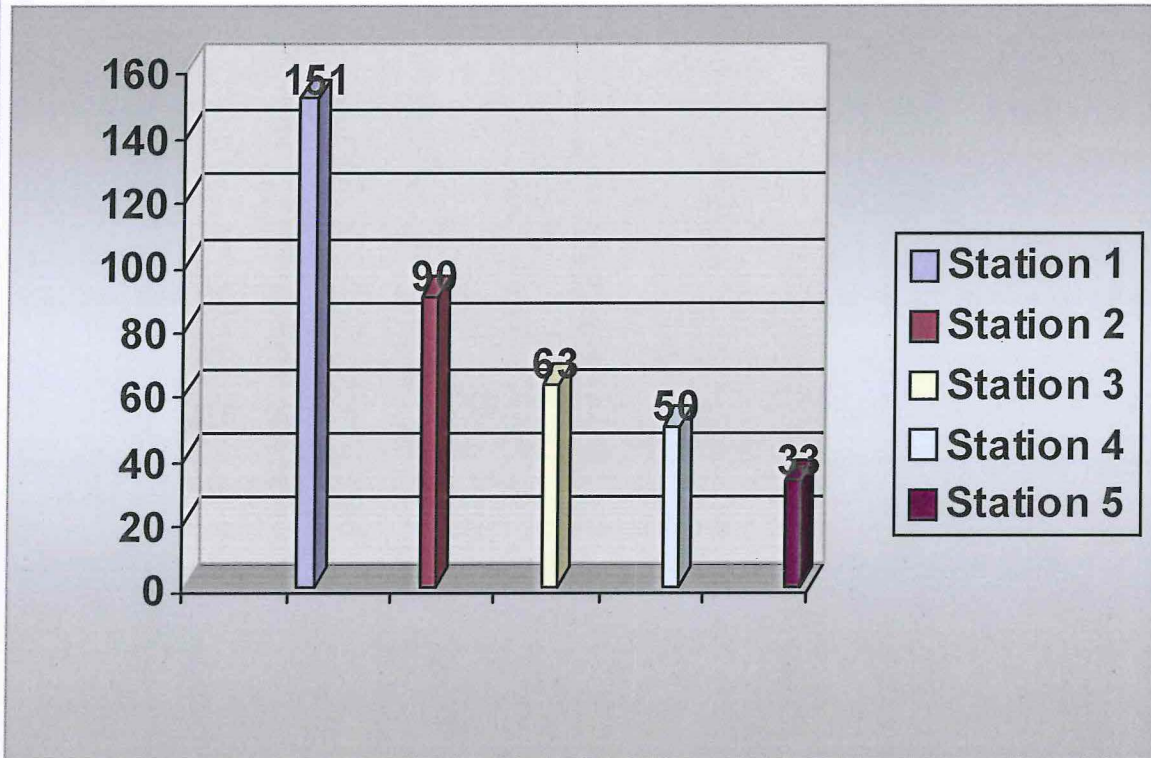


Calls by Station

April 2013



Station 1 Station 2 Station 3 Station 4 Station 5

151

90

63

50

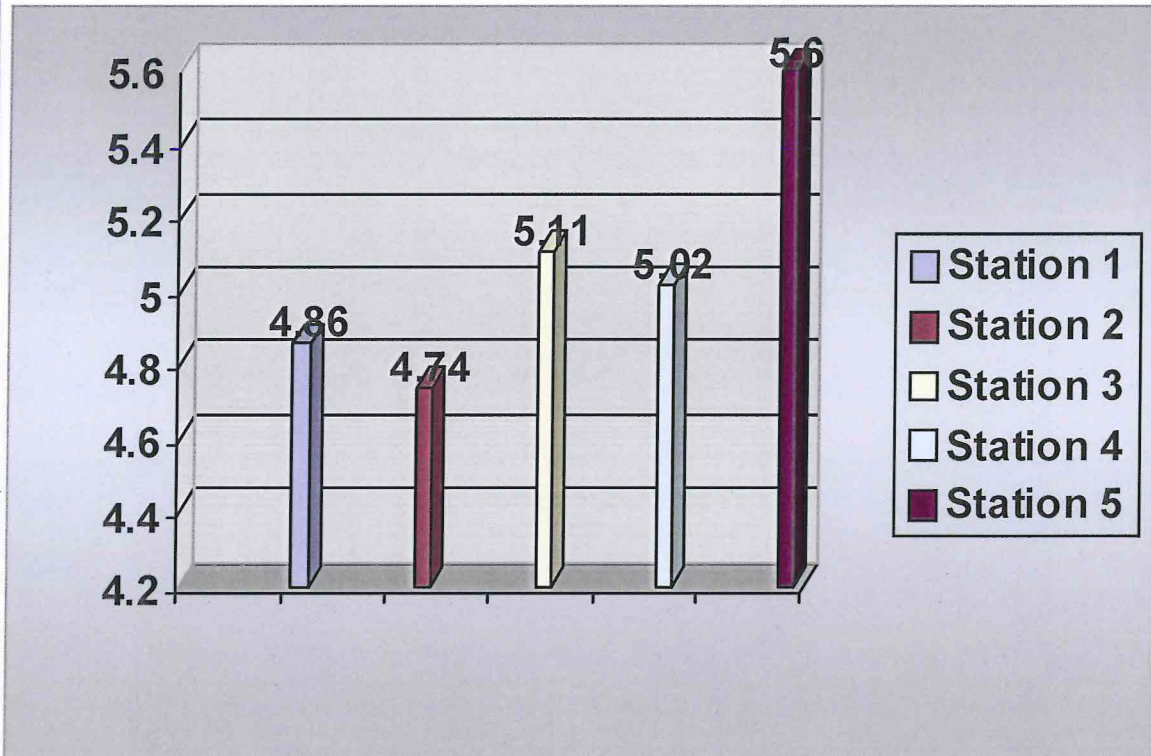
33

Total Calls for April 2013

387

Response Times by Station In Minutes

April 2013



Station 1 Station 2 Station 3 Station 4 Station 5

4.60

4.74

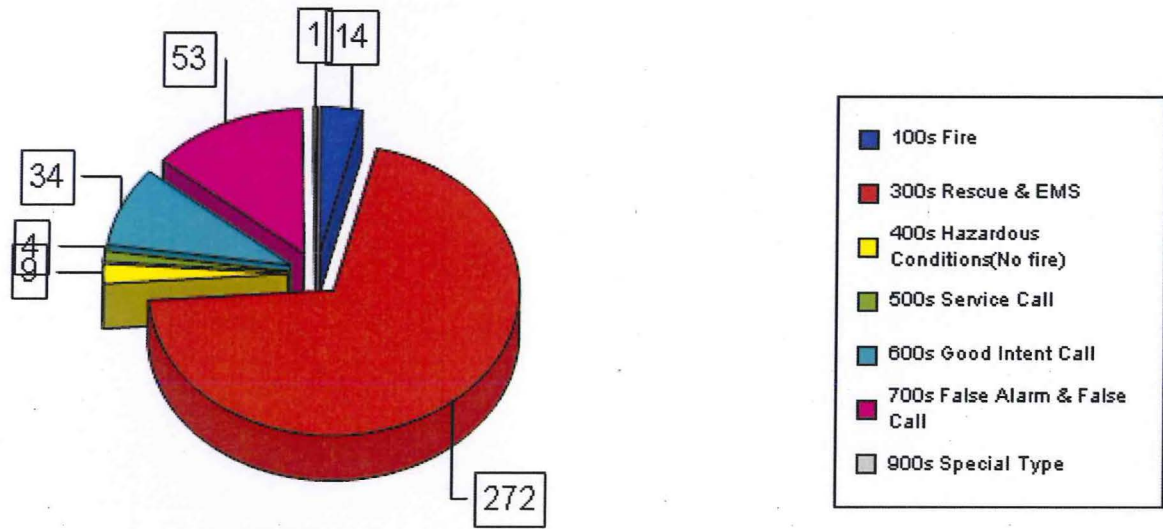
5.11

5.02

5.60

Total Average Response Time for April 2013

4.86 Minutes



Graphed Items are sorted by Incident Type

Type Of Incident:

- 100 Series-Fire
- 300 Series-Rescue & EMS
- 400 Series-Hazardous Conditions(No fire)
- 500 Series-Service Call
- 600 Series-Good Intent Call
- 700 Series-False Alarm & False Call
- 900 Series-Special Type

Total Of Incidents:

- 14
- 272
- 9
- 4
- 34
- 53
- 1

Percentage Value:

- 3.62%
- 70.28%
- 2.33%
- 1.03%
- 8.79%
- 13.70%
- 0.26%

Grand Total: 387

Type Of Incident Most Frequent: 300 Series-Rescue & EMS

SOUTHERN MANATEE FIRE & RESCUE DISTRICT

OPERATIONS DIVISION

Monthly Activities Report for: April 2013

EMERGENCY INCIDENT RESPONSES	MONTH	2013 Totals
<i>Type of Call</i>		
100 Series - Fire	14	72
* <i>Structure Fire</i>	5	
* <i>Vehicle Fire</i>	4	
* <i>Brush Fire</i>	3	
* <i>Other Fire</i>	2	
200 Series - Explosion	0	2
300 Series - Rescue & EMS	272	1,141
* <i>EMS</i>	229	
* <i>Rescue</i>	43	
400 Series - Hazardous Conditions (No fire)	9	36
500 Series - Service Call	4	26
600 Series - Good Intent Calls	34	135
700 Series - False Alarm & False Call	53	171
800 Series - Severe Weather & Natural Disasters	0	0
900 Series - Special Type	1	1
TOTAL CALLS	387	1,584
Total Calls - 2012	360	1,533
Percentage Increase/Decrease 2012 to 2013	7.5%	3.3%
Average Responses Per Day	12.9	13.2
Value of Property Saved	\$656,969	\$3,745,741
Fire Loss - 2013	\$63,002	\$374,488
Fire Loss - 2012	\$219,895	\$439,362
Percentage Increase/Decrease 2012 to 2013	-71.3%	-14.8%

*Mutual & Automatic Aid Received: 6 calls

*Mutual & Automatic Aid Given: 4 calls

Southern Manatee Fire & Rescue

Operations Division

Monthly Shift Activities Report

Month: April 2013 Shift: A, B, C
Battalion Chiefs: Gould , Blanco, Smith

TOTAL RUNS FOR YOUR SHIFT:

A-shift	B-shift	C-shift	<u>Total</u>
121	141	124	386

HYDRANTS:

Flowed	22	145	47	214
Painted	110	0	28	138
Retested	0	11	1	12
Markers Placed	11	31	12	54

TACTICAL SURVEYS:

New	0	2	0	2
Revised	1	0	1	2

INSPECTIONS:

Initials	20	21	27	68
Vacant/No Access	25	17	15	57
Follow-ups	13	11	26	50
Completed	21	22	44	87

FIRE ALARM SYTEM TEST:

0	1	0	1
---	---	---	---

FIRE SPRINKLER TEST:

0	0	0	0
---	---	---	---

FIRE ALARM FOLLOW-UPS:

8	12	7	27
---	----	---	----

PUB ED PROGRAMS:

0	0	0	0
---	---	---	---

SMOKE DETECTORS INSTALLED:

2	1	0	3
---	---	---	---

EMPLOYEE EVALUATIONS:

0	1	0	1
---	---	---	---

SKILL EVALUATIONS:

0	0	2	2
---	---	---	---

RIDER/DRIVER CERT:

0 0 1 1

RIDER / DRIVER CERTS

<u>Date</u>	<u>Name</u>	<u>Type</u>	<u>Unit</u>
4/12/2013	Davis	Ladder	E-8

SKILL EVALUATIONS

<u>Date</u>	<u>Name</u>	<u>Test</u>
4/9/2013	Davis	Communication
4/15/2013	Davis	Extrication

EMPLOYEE EVALUATIONS

<u>Date</u>	<u>Name</u>
4/14/2013	Travis Dowell 4th Class Practical Evaluation

SPECIAL PROJECTS / ASSIGNMENTS

<u>Name</u>	<u>Project</u>	<u>Hours</u>
Connor	FirePro	5
Connor	Accountability	0.75
White	Flashlights	1
Godden	Hose	11
Anderson	SARA Title III	18
Gatanis	Website	20
Lambert	Rope	4
Lambert	Inventory	8
Collins	Library	0.5
Hylwa	Nozzles	2
Foss	Run Reprts	10
Burton	Hose Testing	2.5
Burton	Safety Gear	8
Yoder	Hose Repair	3
Duquette	Group fitness	3
McKeaver	Extractors	2
Pierce	Medical	10
Snider	Physical	3
Grote	Radios	2
Naples	Radios	12
Sperko	Group Fitness	4
Ranney	Support Trailer	2
Thayer	"B" Shift FTO	10
Thayer	Haz-Mat Drill W/ CHFR	8
Thayer	EMT Renewals	2
Thayer	AED Maintenance & Report	3
Ely	Hose Bed Covers	2
Smith	Truck Checks	8
Wernet	Hand Tools	2
Daughtrey	No-Smoke Filters	2

Ryder	Apparatus Maintenance	20
Hauck	Reports	10
Burnett	Safety Committee	4
D'Agostino	Uniforms	10
B Hodges	Ground Ladders	10
Reisdorf	Gated Intakes	4
Lucas	Pagers	2
Gibson	Flag Poles	0
Bloski	SCBA masks	2
Bloski	Haz-Mat	80
Hollins	Sewing	2
Hollins	Group Fitness	4
Garcia	Honor Guard	0
Garia	Water Rescue Kits	1
Morgan	SCBA	6
Morgan	Thermal	3
Chevalier	Hydrants	10
Keusch	Vol Association	2
Keusch	Weight Equipment	2
Keusch	Report Editing	10
Kaliher	Tacticals	30
Pratt	Hydrant Tags	2
Wojcik	Honor Guard	2
Wojcik	Gas Kits	1
Sigfrid	Saws	2
Bonds	FTO	20
Bonds	Flow Equipment	2
Weissman	Hurst Equipment	6
Tumolo	Fuel logs	6
Mc Ginley	Vol Association	3
Ramer	Air chisels	1
Questionati	Detection	8
Pietsch	Fans	2
Carpenter	Tool Boxes	1
Bennett	Cones & Vests	2
Hodges	Lock out kits	2

Prevention Activities Completed By Operations Division

Hydrant Flows

<u>Date</u>	<u>Address</u>	<u>Hours</u>
4/22/2013	Garden Arbor Lot 71	0.25
4/22/2013	Arbor Wood Lot 40	0.25
4/22/2013	Arbor Wood & Garden Arbor	0.25
4/22/2013	Arbor Wood & Arbor Gate	0.25
4/22/2013	Arbor Gate Lot 14	0.25
4/22/2013	Westhaven & Arbor Gate	0.25

Public Education Programs

<u>Date</u>	<u>Program</u>	<u>Location</u>	<u># of people</u>
-------------	----------------	-----------------	--------------------

Smoke Detector Installations

<u>Date</u>	<u>Address</u>	<u>Blitz</u>	<u>On call</u>	<u>FPB Request</u>
4/16/2013	1620 33 Avenue East		X	
4/14/2013	7121 Couch Light		X	

Fire Alarm and Sprinkler Tests

<u>Date</u>	<u>Address</u>	<u>Fire Alarm</u>	<u>Sprinkler</u>
4/8/2013	2001 University Pwky	X	

Fire Drills

<u>Date</u>	<u>OIC</u>	<u>Hours</u>	<u>School</u>
-------------	------------	--------------	---------------

Fire Alarm Follow up

<u>Date</u>	<u>Address</u>	<u>Hours</u>	<u>Completed Y/N</u>
4/4/2013	6467 Parkland Dr	0.25	N
4/16/2013	2020 26 Ave East	0.5	Y
4/10/2010	5625 Whitfield Ave	0.5	Y
4/10/2013	6460 Parkland Dr	0.5	Y
4/10/2013	6350 15 St E	0.5	N
4/10/2013	2250 Whitfield Ave	0.5	N
4/13/2013	6470 Parkland Dr	0.5	Y
4/13/2013	5100 26 St E	0.5	N
4/2/2013	2975 University Parkway	0.25	N
4/5/2013	3114 63 Ave E	0.25	Y
4/5/2013	1808 Whitfield Ave	0.25	Y
4/8/2013	7519 Pennsylvania Ave	0.25	Y
4/11/2013	6350 15 St E	0.25	Y
4/11/2013	8104 Tuttle Ave	0.25	N
4/17/2013	5125 26 St E	0.25	N
4/17/2013	1806 38 Ave E	0.25	Y
4/23/2013	8104 Tuttle Ave	0.25	Y
4/29/2013	2301 1 St E	0.25	N
4/29/2013	3500 9 St E	0.25	Y
4/29/2013	6460 Parkland Dr	0.25	Y
4/18/2013	3505 1 St E	0.25	Y
4/24/2013	Life Care Center	0.25	N
4/18/2013	3102 63 Ave E	0.25	N
4/30/2013	1090 Commerce Blvd N	0.25	Y
4/9/2013	1090 Commerce Blvd N	0.25	Y
4/9/2013	5700 24 St E	0.25	Y
4/9/2013	2250 Whitfield Ave	0.25	N

Comparison of Yearly Calls by Station and Month

YEARLY CALLS BY MONTH - 2013

	Station 1	Station 2	Station 3	Station 4	Station 5	Monthly	YTD Total
January	155	102	61	50	41	409	409
February	141	91	62	47	39	380	789
March	170	92	55	61	30	408	1197
April	151	90	63	50	33	387	1584
May							
June							
July							
August							
September							
October							
November							
December							
						Grand Total	
Total	617	375	241	208	143	1584	

YEARLY CALLS BY MONTH - 2012

	Station 1	Station 2	Station 3	Station 4	Station 5	Monthly	YTD Total
January	134	100	63	56	48	401	401
February	123	86	54	61	32	356	757
March	155	100	62	52	47	416	1173
April	135	93	49	50	33	360	1533
May	113	104	37	61	43	358	1891
June	130	97	50	53	35	365	2256
July	135	95	67	49	30	376	2632
August	135	101	54	49	37	376	3008
September	118	96	59	50	30	353	3361
October	125	84	54	47	42	352	3713
November	178	108	54	60	47	447	4160
December	162	101	54	68	33	418	4578
						Grand Total	
Total	1643	1165	657	656	457	4578	